

# Public Document Pack



County Hall  
Rhadyr  
Usk  
NP15 1GA

Wednesday, 6 December 2023

## Notice of meeting:

### Place Scrutiny Committee

Thursday, 14th December, 2023 at 10.00 am  
The Council Chamber, County Hall, The Rhadyr, Usk, NP15 1GA with  
remote attendance

### AGENDA

Item No	Item	Pages
1.	Apologies for Absence.	
2.	Declarations of Interest.	
3.	Public Open Forum.  <b>Scrutiny Committee Public Open Forum ~ Guidance</b>  Our Scrutiny Committee meetings are live streamed and a link to the live stream will be available on the meeting page of the Monmouthshire County Council <a href="#">website</a>  If you would like to share your thoughts on any proposals being discussed by Scrutiny Committees, you can submit your representation in advance <a href="#">via this form</a>  Please share your views by uploading a video or audio file (maximum of 4 minutes) or; Please submit a written representation (via Microsoft Word, maximum of 500 words)  You will need to register for a <a href="#">My Monmouthshire account</a> in order to submit the representation or use your log in, if you have registered previously.  The deadline for submitting representations to the Council is 5pm three clear working days in advance of the meeting.	

If representations received exceed 30 minutes, a selection of these based on theme will be shared at the Scrutiny Committee meeting. All representations received will be made available to councillors prior to the meeting.

If you would like to attend one of our meetings to speak under the Public Open Forum at the meeting, you will need to give three working days' notice by contacting [Scrutiny@monmouthshire.gov.uk](mailto:Scrutiny@monmouthshire.gov.uk) .

The amount of time afforded to each member of the public to speak is at the chair's discretion, but to enable us to accommodate multiple speakers, we ask that contributions be no longer than 3 minutes.

If you would like to suggest future topics for scrutiny by one of our Scrutiny Committees, please do so by emailing [Scrutiny@monmouthshire.gov.uk](mailto:Scrutiny@monmouthshire.gov.uk)

- |             |   |           |
|-------------|---|-----------|
| <b>4.</b>   | <b>Pre-decision Scrutiny - To scrutinise the Monmouthshire Economy, Employment and Skills Strategy and action plan in setting the economic ambition for the county.</b> | 1 - 226   |
| <b>5.</b>   | <b>Community Improvement Team - To scrutinise the team's operations and organisation.</b>   | 227 - 230 |
| <b>6.</b>   | <b>Place Scrutiny Committee Forward Work Programme.</b>   | 231 - 234 |
| <b>7.</b>   | <b>Cabinet and Council Work Planner.</b>  | 235 - 250 |
| <b>8.</b>   | <b>To confirm the following Place Scrutiny Committee Minutes:</b>   |           |
| <b>8.1.</b> | <b>Ordinary Meeting dated 28th September 2023.</b>  | 251 - 260 |
| <b>8.2.</b> | <b>Special Meeting dated 23rd October 2023.</b>   | 261 - 266 |
| <b>9.</b>   | <b>Next Meeting: Thursday 11th January 2024 at 10.00am.</b>   |           |

**Paul Matthews**

**Chief Executive**

MONMOUTHSHIRE COUNTY COUNCIL  
CYNGOR SIR FYNWY

THE CONSTITUTION OF THE COMMITTEE IS AS FOLLOWS:

County Councillor Louise Brown	Shirenewton;	Welsh Conservative Party
County Councillor Emma Bryn	Wyesham;	Independent Group
County Councillor Tomos Dafydd Davies	Llanfoist & Govilon;	Welsh Conservative Party
County Councillor Lisa Dymock	Portskewett;	Welsh Conservative Party
County Councillor Jane Lucas	Osbaston;	Welsh Conservative Party
County Councillor Maria Stevens	Severn;	Welsh Labour/Llafur Cymru
County Councillor Jackie Strong	Caldicot Cross;	Welsh Labour/Llafur Cymru
County Councillor Tudor Thomas	Park;	Welsh Labour/Llafur Cymru
County Councillor Laura Wright	Grofield;	Welsh Labour/Llafur Cymru

## Public Information

### Access to paper copies of agendas and reports

A copy of this agenda and relevant reports can be made available to members of the public attending a meeting by requesting a copy from Democratic Services on 01633 644219. Please note that we must receive 24 hours notice prior to the meeting in order to provide you with a hard copy of this agenda.

### Welsh Language

The Council welcomes contributions from members of the public through the medium of Welsh or English. We respectfully ask that you provide us with adequate notice to accommodate your needs.

# Aims and Values of Monmouthshire County Council

## Our purpose

To become a zero-carbon county, supporting well-being, health and dignity for everyone at every stage of life.

### Objectives we are working towards

- Fair place to live where the effects of inequality and poverty have been reduced.
- Green place to live and work with reduced carbon emissions and making a positive contribution to addressing the climate and nature emergency.
- Thriving and ambitious place, where there are vibrant town centres and where businesses can grow and develop.
- Safe place to live where people have a home where they feel secure in.
- Connected place where people feel part of a community and are valued.
- Learning place where everybody has the opportunity to reach their potential.

## Our Values

**Openness.** We are open and honest. People have the chance to get involved in decisions that affect them, tell us what matters and do things for themselves/their communities. If we cannot do something to help, we'll say so; if it will take a while to get the answer we'll explain why; if we can't answer immediately we'll try to connect you to the people who can help – building trust and engagement is a key foundation.

**Fairness.** We provide fair chances, to help people and communities thrive. If something does not seem fair, we will listen and help explain why. We will always try to treat everyone fairly and consistently. We cannot always make everyone happy, but will commit to listening and explaining why we did what we did.

**Flexibility.** We will continue to change and be flexible to enable delivery of the most effective and efficient services. This means a genuine commitment to working with everyone to embrace new ways of working.

**Teamwork.** We will work with you and our partners to support and inspire everyone to get involved so we can achieve great things together. We don't see ourselves as the 'fixers' or problem-solvers, but we will make the best of the ideas, assets and resources available to make sure we do the things that most positively impact our people and places.

**Kindness:** We will show kindness to all those we work with putting the importance of relationships and the connections we have with one another at the heart of all interactions.

**Monmouthshire Scrutiny Question Guide**

<b>Role of the Pre-meeting</b>	
<ol style="list-style-type: none"> <li>1. Why is the Committee scrutinising this? (background, key issues)</li> <li>2. What is the Committee’s role and what outcome do Members want to achieve?</li> <li>3. Is there sufficient information to achieve this? If not, who could provide this?</li> </ol> <p>- Agree the order of questioning and which Members will lead                      - Agree questions for officers and questions for the Cabinet Member</p>	
<b>Questions for the Meeting</b>	
<p><u>Scrutinising Performance</u></p> <ol style="list-style-type: none"> <li>1. How does performance compare with previous years? Is it better/worse? Why?</li> <li>2. How does performance compare with other councils/other service providers? Is it better/worse? Why?</li> <li>3. How does performance compare with set targets? Is it better/worse? Why?</li> <li>4. How were performance targets set? Are they challenging enough/realistic?</li> <li>5. How do service users/the public/partners view the performance of the service?</li> <li>6. Have there been any recent audit and inspections? What were the findings?</li> <li>7. How does the service contribute to the achievement of corporate objectives?</li> <li>8. Is improvement/decline in performance linked to an increase/reduction in resource? What capacity is there to improve?</li> </ol>	<p><u>Scrutinising Policy</u></p> <ol style="list-style-type: none"> <li>1. Who does the policy affect ~ directly and indirectly? Who will benefit most/least?</li> <li>2. What is the view of service users/stakeholders? What consultation has been undertaken? Did the consultation process comply with the Gunning Principles? Do stakeholders believe it will achieve the desired outcome?</li> <li>3. What is the view of the community as a whole - the ‘taxpayer’ perspective?</li> <li>4. What methods were used to consult with stakeholders? Did the process enable all those with a stake to have their say?</li> <li>5. What practice and options have been considered in developing/reviewing this policy? What evidence is there to inform what works? Does the policy relate to an area where there is a lack of published research or other evidence?</li> <li>6. Does the policy relate to an area where there are known inequalities?</li> <li>7. Does this policy align to our corporate</li> </ol>

	<p>objectives, as defined in our corporate plan? Does it adhere to our Welsh Language Standards?</p> <p>8. Have all relevant sustainable development, equalities and safeguarding implications</p> <p>9. been taken into consideration? For example, what are the procedures that need to be in place to protect children?</p> <p>10.</p> <p>11. How much will this cost to implement and what funding source has been identified?</p> <p>12.</p> <p>13. How will performance of the policy be measured and the impact evaluated</p>
--	--

**General Questions:**

<p><u>Empowering Communities</u></p> <ul style="list-style-type: none"> <li>• How are we involving local communities and empowering them to design and deliver services to suit local need?</li> <li>• Do we have regular discussions with communities about service priorities and what level of service the council can afford to provide in the future?</li> <li>• Is the service working with citizens to explain the role of different partners in delivering the service, and managing expectations?</li> <li>• Is there a framework and proportionate process in place for collective performance assessment, including from a citizen’s perspective, and do you have accountability arrangements to support this?</li> <li>• Has an Equality Impact Assessment been carried out? If so, can the Leader and Cabinet/Senior Officers provide members with copies and a detailed explanation of the EQIA conducted in respect of these proposals?</li> <li>• Can the Leader and Cabinet/Senior Officers assure members that these proposals comply with Equality and Human Rights legislation? Do the proposals comply with the Local Authority’s Strategic Equality Plan?</li> </ul> <p><u>Service Demands</u></p> <ul style="list-style-type: none"> <li>• How will policy and legislative change affect how the council operates?</li> <li>• Have we considered the demographics of our council and how this will impact on service delivery and funding in the future?</li> <li>• Have you identified and considered the long-term trends that might affect your service area, what impact these trends could have on your service/your service could have on these trends, and what is being done in response?</li> </ul> <p><u>Financial Planning</u></p> <ul style="list-style-type: none"> <li>• Do we have robust medium and long-term financial plans in place?</li> <li>• Are we linking budgets to plans and outcomes and reporting effectively on these?</li> </ul>
---

*Making savings and generating income*

- Do we have the right structures in place to ensure that our efficiency, improvement and transformational approaches are working together to maximise savings?
- How are we maximising income?
- Have we compared other council's policies to maximise income and fully considered the implications on service users?
- Do we have a workforce plan that takes into account capacity, costs, and skills of the actual versus desired workforce?

*Questions to ask within a year of the decision:*

- Were the intended outcomes of the proposal achieved or were there other results?
- Were the impacts confined to the group you initially thought would be affected i.e. older people, or were others affected e.g. people with disabilities, parents with young children?
- Is the decision still the right decision or do adjustments need to be made?

**Questions for the Committee to conclude...**

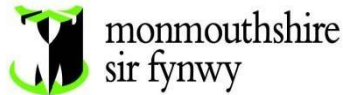
Do we have the necessary information to form conclusions/make recommendations to the executive, council, other partners? If not, do we need to:

- (i) Investigate the issue in more detail?
- (ii) Obtain further information from other witnesses – Executive Member, independent expert, members of the local community, service users, regulatory bodies...

Agree further actions to be undertaken within a timescale/future monitoring report...







**SUBJECT: DRAFT ECONOMY, EMPLOYMENT AND SKILLS STRATEGY 2023  
AND ACTION PLAN**  
**MEETING: PLACE SCRUTINY COMMITTEE**  
**DATE: 14/12/23**  
**DIVISION/WARDS AFFECTED: ALL**

## **1 PURPOSE:**

- 1.1 To present the Draft Economy, Employment and Skills Strategy (EESS) 2023 and Action Plan (appendix 1) prior to being considered by Cabinet on 7<sup>th</sup> February 2024.

## **2. RECOMMENDATIONS**

- 2.1 To scrutinise the Draft Economy, Employment and Skills (EESS) Strategy 2023 and Action Plan and consider how it seeks to address the challenges and opportunities for sustainable and inclusive economic growth in Monmouthshire.

## **3. KEY ISSUES:**

### **3.1 Progress update**

- 3.1.1 An Economy, Employment and Skills Advisory Group was established in January 2023 to offer advice and guidance on the development of the Strategy. The Group comprises of elected Members, Local Authority Officers, Cardiff Capital Region representatives, and a representative from Sheffield University with links to Monmouthshire. The Group agreed to commission an economic analysis of Monmouthshire to inform the developing Strategy which was funded through the UK SPF Business Monmouthshire Project.
- 3.1.2 Lichfields were successful and were commissioned in April 2023. The company had previously undertaken a 'Review of employment evidence and strategy' in relation to the Monmouthshire Replacement Local Development Plan and it was felt they were an appropriate choice as it is essential that the EESS aligns with the Replacement Local Development Plan (RLDP) and draft Local Transport Plan (LTP) it was felt they were an appropriate choice.
- 3.1.3 The Replacement Local Development Plan is expected to be adopted in Summer 2025 and will set out the planning policy framework to enable the provision of approximately 6,240 additional jobs between 2018 and 2033 (416 jobs per annum), including allocating a minimum of 38ha of employment land and including policies to facilitate economic growth.
- 3.1.4 The purpose of this research was therefore to provide insight and identify future trends that would inform an Economy, Employment & Skills strategy for Monmouthshire, within the context of the ambition of the RLDP, providing:
  - Long term forecasts of GVA (UK, Wales, and Monmouthshire).

- Analysis of Monmouthshire household spend
  - Competitive analysis (including the Cardiff Capital Region, Gloucestershire, Herefordshire, and the West of England Combined Authority.)
  - SWOT analysis for the Monmouthshire economy
  - Sectorial analysis
  - The most appropriate growth sectors that will provide the economies of the future for Monmouthshire and the rationale for these, taking account of key sectors identified by neighbouring authorities, including the Cardiff Capital Region, Gloucestershire, Herefordshire, and the West of England Combined Authority.
  - Investor needs/motivations relating to the identified growth sectors to inform an updated inward investment prospectus
  - An overview of the accommodation and locational needs of existing businesses and the identified growth sectors and potential inward investors over the life of the replacement Local Development Plan
  - Potential policy interventions that could be considered to support future economic prosperity
- 3.1.5 As part of the analysis, Lichfields undertook two Business Engagement Events. The first at County Hall on 26<sup>th</sup> April 2023 with representatives from– Creo Medical, (Chepstow), Microchip (Caldicot), Siltbuster (Monmouth), Alacrity Foundation, Coleg Gwent, Herefordshire County Council, Mandarin Stone (Monmouth), The Angel Hotel (Abergavenny), Llanover Estate, Materials Recovery Systems (Caldicot) and M4 Commercial Property.
- 3.1.6 A follow -up session was held online on 23<sup>rd</sup> May 2023 to present the findings and a discussion held on attendee’s perceptions of the key challenges constraining Monmouthshire’s economy and how the emerging EES could help the County realise its ambitions.
- 3.1.7 Meetings with Welsh Government and Cardiff Capital Region City Deal have also been held to discuss constraints and opportunities for future economic growth and investment in Monmouthshire, in line with National and Regional policy and plans. The purpose being to develop and deliver a Strategy that will transform the county’s economy to a new level of growth and prosperity for all.

## **3.2 Key findings from the Lichfields report**

- 3.2.1 Monmouthshire benefits from a very high-quality environment, it also enjoys a strategic location on the Welsh border, has relatively low levels of deprivation and economically performs well. The Council has bold aspirations for future growth. The Strategy will seek to build on existing strengths and overcome weaknesses whilst also seizing identified opportunities and mitigating known threats.

3.2.2 A SWOT analysis from the economic analysis is set out below.

<b>Strengths</b>	<b>Weaknesses</b>
<ul style="list-style-type: none"> <li>• Low unemployment rate.</li> <li>• High economic activity rate.</li> <li>• High skills of resident population.</li> <li>• High proportion of workforce and jobs in SOC1-3.</li> <li>• Strategic location – within CCR, close links to Bristol area, M4/M48/A449, mainline railway.</li> <li>• High incomes/disposable incomes/spending.</li> <li>• High value economy.</li> <li>• High quality physical environment.</li> <li>• Established niche industrial, tourism and professional services businesses.</li> <li>• Affordable commercial rents.</li> </ul>	<ul style="list-style-type: none"> <li>• Older and rapidly ageing population.</li> <li>• Limited number of younger working people.</li> <li>• High house prices/housing affordability issues.</li> <li>• High level of net out-commuting.</li> <li>• Proportion of people commuting out to higher paid jobs elsewhere.</li> <li>• Significant shortage of readily available industrial premises leaving demand unmet.</li> <li>• Shortage of sites for industrial development to meet medium and long-term need.</li> <li>• Large areas subject to constrained broadband access.</li> </ul>
<b>Opportunities</b>	<b>Threats</b>
<ul style="list-style-type: none"> <li>• High value economy and high skills provides strong foundation on which to attract investment from existing and new businesses.</li> <li>• Latent growth potential of the existing business base. This includes the well-established and niche mix of successful businesses in the industrial, tech, tourism, and services sectors.</li> <li>• Allocation of good quality industrial development sites of an appropriate size and location are strongly likely to be implemented, adding to economic growth.</li> <li>• Housing growth and affordable housing delivery may help rebalance local demographic profile.</li> <li>• Potential to maximise opportunity from strategic location and connectivity.</li> <li>• Increasing retention of spending and enhanced expenditure from a rebalanced population would add value to local economy.</li> </ul>	<ul style="list-style-type: none"> <li>• Projected continued ageing population and increasing old age dependency ratio.</li> <li>• Projected decline in working age population.</li> <li>• Ongoing limited supply of new industrial floorspace affecting ability to attract new businesses and retain existing businesses /facilitate expansion opportunities. This is starting to choke the expansion capacity of the local economy and increasingly force some existing businesses to relocate outside of the County. Deterioration of some basic town centre and high street infrastructure, visitor facilities and public realm (e.g., Chepstow, Caldicot, .</li> <li>• Projected (baseline)job decline without targeted intervention including a supportive and proactive local/strategic policy approach.</li> </ul>

### **3.3 Recommendations from Lichfields report**

- 3.3.1 Lichfields recommended that the EESS should build on Monmouthshire's strengths and opportunities, focusing on existing businesses and new, home-grown enterprises and enable them to operate efficiently and grow in the county. This should be combined with a targeted approach to encouraging selective investment from outside the County.

### **3.4 Developing our Strategy**

- 3.4.1 Our aspiration and key priority themes were presented to Informal Cabinet on 18<sup>th</sup> July for consideration and discussion and were agreed, in order to guide development of the strategy.
- 3.4.2 Touch points with the Cabinet Member for Planning and Economic Development, Chief Officer for Communities and Place, and Head of Enterprise and Community Animation were held to structure the strategy and supporting evidence and address emerging challenges.
- 3.4.3 Meetings were held with MCC colleagues in the following service areas; Planning and Placemaking, Decarbonisation and Transport Support, MonLife – visitor and tourism economy, Estates, Food Sustainability and Rural Economy, Digital Connectivity, Children and Young People, and Economy, Employment and Skills to work through the objectives and context in line with our Community and Corporate Plan and emerging national and regional policies and strategies.
- 3.4.4 Once the draft objectives had been agreed, a business engagement event was held on 22<sup>nd</sup> September to present the mission statement, key priority themes and draft objectives to Businesses, Further Education and Higher Education Partners, Welsh Government, and Cardiff Capital Region for further engagement and discussion. Key priority themes and draft objectives were then finalised for the Strategy.
- 3.4.5 The draft Strategy and Action Plan was presented to Informal Cabinet and Senior Leadership Team on 28<sup>th</sup> November for consideration and discussion. Further comments and feedback were provided and implemented.

### **3.5 Our four key priority themes and objectives**

- 3.5.1 Our Corporate and Community Plan recognises that Monmouthshire has a strong diverse economy and is well placed for growth, employment rates are high as are qualification levels but there is more that can be done. Monmouthshire can be more vibrant. The conditions exist to achieve this. We will work with national, regional, and local partners to increase investment, improve connectivity, and continue the development of an economy, which is thriving, ambitious and enterprising.
- 3.5.2 The Strategy contains four key priority themes: -Place, People, Enterprise, and Infrastructure and a number of objectives which ultimately, have informed the accompanying action plan. These are detailed in the tables below:

Place: – A vibrant, greener Monmouthshire

- Promote the distinctive diversity of Monmouthshire as a county of opportunity
- Support the vitality of our town centres
- Support the transition towards net zero and protect our environment
- Support rural diversification
- Enhance the experience for visitors and deliver sustainable growth in our tourism economy

People: - A fairer, more successful Monmouthshire

- Support a balanced change in the demographic profile of our county
- Support the creation of 6,240 sustainable job opportunities
- Equip people with skills and qualifications to enter employment, enable employment progression and explore a Skills Centre in Monmouthshire
- Collaborate with comprehensive schools, further and higher education partners to enhance access and networks

Enterprise: - A thriving, ambitious, Monmouthshire

- Support the sustainable growth of existing businesses including our larger businesses
- Finding our place in relation to regional growth opportunities
- Increase uptake of support for people wishing to start or grow a business
- Continue to foster a strong entrepreneurial culture
- Encourage innovation and clustering in sectors
- Make public procurement spend more accessible
- Foster a thriving local food economy

Infrastructure: - A well-connected Monmouthshire attracting business investment

- Inform the use and distribution of employment land and premises
- Explore the Council's role in the delivery of employment floor space
- Support improvements in digital connectivity
- Support improvements to key public transport services
- Attract investment from larger high value enterprises

#### 4. **EQUALITY AND FUTURE GENERATIONS EVALUATION (INCLUDES SOCIAL JUSTICE, SAFEGUARDING AND CORPORATE PARENTING)**

4.1 An integrated impact assessment has been carried out and attached to this report as Appendix 2.

Socio – economic duty

- 4.2 Our strategy seeks to tackle inequality, specifically by seeking to address sustainable employment growth through attracting and retaining investment, creating jobs, and improving strategic infrastructure through the identification of sufficient employment land for employment uses. The strategy will seek to develop the skills of all residents and deliver higher value job opportunities. Our residents will be equipped with a range of skills and qualifications to enter employment and enable employment progression while meeting the needs of existing and future businesses in Monmouthshire.

## 5. OPTIONS APPRAISAL

Option	Benefit	Risk	Comment
Place Scrutiny Committee to consider and comment on the Economy, Employment and Skills Strategy	Any feedback received will be reflected upon, appropriate amendments made and reported to Cabinet on 7 <sup>th</sup> February 2024		This is the preferred option. The Economy, Employment and Skills Strategy and Action Plan, as drafted, is considered to <i>foster a diverse, fairer, greener, and circular economy, generating sustainable employment growth, and creating conditions for shared prosperity</i> with four priority themes and objectives.

## 6. EVALUATION CRITERIA

- 6.1 We will evaluate the impact of the Economy, Employment and Skills Strategy, through the delivery of our action plan: the action we will take and how we will measure progress will be in line with our four key priority themes and mission statement - to *foster a diverse, fairer, greener, and circular economy, generating sustainable employment growth and creating conditions for shared prosperity*. Our action plan will be reviewed on a six monthly basis and progress reported through the Service Business Plan, with updates to Place Scrutiny Committee as needed.

## 7. REASONS:

- 7.1 The Economy, Employment and Skills Strategy (EESS) aligns to the Replacement Local Development Plan (RLDP) and the Draft Local Transport Plan (LTP) contributing to the ambitions set out in both plans, for example in the RLDP supporting the creation of 6,240 sustainable job opportunities.
- 7.2 The Strategy will impact on the Council's ambition for Monmouthshire- a prosperous county, supporting well-being, health, and dignity for everyone at every stage of life. A place where everyone has the skills and opportunity to contribute to our local community and economy.

- 7.3** The four key priority themes and objectives set out in the Strategy will address Monmouthshire's challenges and build on the identified strengths, focusing on existing businesses and new home-grown enterprises, enabling them to operate efficiently and achieve their growth plans, whilst targeting selective inward investment opportunities.

## **8. RESOURCE IMPLICATIONS**

- 8.1 The economic analysis of Monmouthshire carried out by Lichfields to inform the developing Strategy was funded through the UK SPF Business Monmouthshire Project.
- 8.2 Officer time and costs associated with the preparation of the Draft Economy, Employment and Skills Strategy 2023 and Action Plan has been met from the Economy, Employment and Skills budget.
- 8.3 Delivery of the Strategy and Action Plan, once adopted will be resourced through existing budgets for Officers time and costs across the council, led by the Head of Economy, Employment and Skills. We anticipate that partners including businesses, Further and Higher Education Partners, Welsh Government and Cardiff Capital Region will work with us in delivering this Strategy.

## **9. CONSULTEES**

- Deputy Leader and Cabinet Member for Planning and Economic Development Cllr Griffiths
- Chief Officer for Communities and Place
- Informal Cabinet (18<sup>th</sup> July 2023 and 28<sup>th</sup> November 2023)
- SLT
- Welsh Government
- Cardiff Capital Region
- The Marches Forward Partnership
- Business Engagement Events (26<sup>th</sup> April 2023, 23<sup>rd</sup> May 2023 and 22<sup>nd</sup> September 2023) with local businesses, Further and Higher Education Partners and other local authorities
- MonLife
- MCC Children and Young People team
- MCC Planning and Placemaking team
- MCC Estates Team
- MCC Decarbonisation and Transport Support Service Team
- MCC Economy, Employment and Skills Team

## **10. BACKGROUND PAPERS**

Growing Monmouthshire's Future Economy – Economic Analysis, Final Report 29<sup>th</sup> June 2023 by Lichfields – appendix 3

## **11. AUTHORS**

Hannah Jones

Head of Economy, Employment & Skills

James Woodcock

Business Insights Manager

## **12. CONTACT DETAILS**

01633 748316

[hannahjones@monmouthshire.gov.uk](mailto:hannahjones@monmouthshire.gov.uk)

01633 644036

[jameswoodcock@monmouthshire.gov.uk](mailto:jameswoodcock@monmouthshire.gov.uk)

## **Appendices**

Appendix 1 – Draft Economy, Employment and Skills Strategy 2023 and Action Plan

Appendix 2 – Integrated Impact Assessment

Appendix 3 - Growing Monmouthshire's Future Economy – Economic Analysis,  
Final Report 29th June 2023 by Lichfields



# Economy, Employment & Skills Strategy 2023 - **DRAFT**



# CONTENTS

1. Foreword	(2)	6. Key Priority Themes and Objectives	(25)
2. Our aspirations	(3)	6.1 Key Priority Theme One: Place: A vibrant, greener Monmouthshire	
3. What Matters to Monmouthshire	(5)	• Introduction	(27)
• Our geography	(7)	• Our towns	(28-30)
• Our economy	(8)	• Key objectives	(32-35)
4. Developing the Strategy		6.2. Key Priority Theme Two: People: A fairer, more successful Monmouthshire	
• The process	(9)	• Introduction	(37)
• What the evidence tells us	(10-14)	• Key objectives	(38-43)
• Utilising the evidence	(15-16)	6.3. Key Priority Theme Three: Enterprise: A thriving, ambitious Monmouthshire	
5. The Strategic Context	(18-19)	• Introduction	(45)
• Stronger Together - Monmouthshire's strategic role in the wider regional economy	(20)	• Key objectives	(46-61)
• Regional Strategic Economic Partnerships	(20)	6.4. Key Priority Theme Four: Infrastructure: A well connected Monmouthshire attracting business investment	
• Cardiff Capital Region City Deal	(21)	• Introduction	(63)
• The Western Gateway	(22)	• Key objectives	(64-72)
• Marches Forward	(23)		

## 7. Case studies

<b>Creo Medical:</b> Attracting investment and creating sustainable jobs	(39)
<b>Siltbuster:</b> Demonstrating employment progression	(41-42)
<b>Mandarin Stone:</b> Supporting sustainable growth	(47-48)
<b>Cywain Business Clusters:</b> Encourage innovation and clustering	(53-54)
<b>Raglan Dairy:</b> Make public procurement spend more accessible	(57-58)
<b>Hive Mind Mead:</b> Foster a thriving local food economy	(60-61)
<b>Active Travel:</b> Prioritising sustainable travel	(70-71)

## Delivering our action plan

• <b>Place</b>	(73-76)
• <b>People</b>	(77-79)
• <b>Enterprise</b>	(80-83)
• <b>Infrastructure</b>	(84-85)

## Foreword - by Councillor Paul Griffiths, Deputy Leader, Cabinet Member for Planning & Economic Development

**Monmouthshire is an exciting and profitable place to do business and I say to all those investors who may look at our strategy – “Come and Join Us”.**

You will belong to a creative community of partners that is networked throughout South Wales, the South West of England and along the Marches. We are a county that builds bridges rather than barriers. Join us and you will be part of a successful economy that knows no borders.

This diverse business eco-system includes major manufacturers at the frontiers of global technology. It is networked into universities town world-wide for their research, innovation and business connections.

Large and successful business enterprises thrive in a context of an entrepreneurial culture in which smaller businesses emerge and flourish, providing the supply chains that consumers and larger businesses need.

Diversity is the distinguishing feature of the Monmouthshire economy. Large and small; manufacturing, construction, health and social care, agriculture and food, research and consultancy, professional services, tourism and hospitality, retail, arts and cultural activity – we all find our place in the supportive and diverse interdependence that characterises the Monmouthshire economy.

Monmouthshire values its citizens, the people who work for our businesses. We provide the best schools are are well connected with the

colleges which can develop the skills needed by our citizens and their businesses. We share with our businesses a commitment to fairness in our economy and we recognise that through learning and commitment, citizens are valued and will thrive.

Monmouthshire is attractive because of the quality of life that this very special county offers. Our historic market towns and bustling villages set in glorious wooded hills and valleys offer the sociability, creativity and activity that enrich all our lives. It is these settings that attract businesses to Monmouthshire where they can grow and succeed.

We value the natural world in which we live and work. It is precious. Businesses in Monmouthshire support each other and their communities to work progressively towards forms of activity which reduce and ultimately eliminate our carbon footprints.

Of course we have challenges as we look to our futures. We will respond by building on what we have achieved. We will work to become better connected, digitally and physically. We continue to work with our partners at all levels of government to enhance our transport infrastructure, valuing our road connections but not being over-dependent upon them.

We have a well skilled and educated labour force but we recognise the skill gaps. We will continue to develop our relationships with colleges and universities to provide the pathways for our citizens into the learning that

they need. We will not have that many campuses within the county but in this century it is the relationships and the networks that we will build to provide what is needed.



Councillor Paul Griffiths

What this county needs beyond all else is to enhance capacity. There is a large unmet appetite to work and invest in Monmouthshire. Business tells us that a lack of supply of land and premises is an obstacle. Informed by this Strategy, the County Council that I help lead will work with business to provide the land that it needs.

Business also tells us that its investment needs to be supported by an enhanced supply of labour – valued and valuable people who can work and thrive in those businesses. The County Council will implement its policies to provide affordable housing, well connected to towns and businesses.

Our strategy sets out our aspirations to foster a diverse, fairer, greener and circular economy, generating sustainable employment growth and creating conditions for shared prosperity.

## Monmouthshire's Economy, Employment and Skills Strategy sets out our aspirations:


*'To foster a diverse, fairer, greener and circular economy, generating sustainable employment growth and creating conditions for shared prosperity'*

Focusing on four key priority themes:



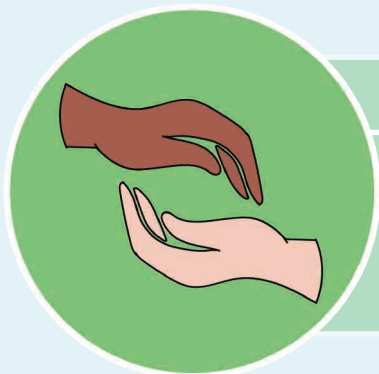
Place

A vibrant,  
greener  
Monmouthshire



Enterprise

A thriving,  
ambitious  
Monmouthshire



People

A fairer,  
more successful  
Monmouthshire



Infrastructure

A well connected  
Monmouthshire  
attracting business  
investment

# WHAT MATTERS TO MONMOUTHSHIRE

Page 13



The ambition for the Council and county of Monmouthshire is to be a prosperous zero-carbon county, supporting well-being, health, and dignity for everyone at every stage of life – a place where everyone has the skills and opportunity to contribute to our local community and economy.

Our Economy, Employment & Skills Strategy builds on Monmouthshire's prevailing strengths and opportunities, focusing on existing businesses and new home-grown enterprises, enabling them to operate efficiently and achieve their growth plans, whilst targeting selective inward investment opportunities. It sets out how we will deliver our aspiration 'To foster a diverse, fairer, greener and circular economy, generating sustainable employment growth and creating conditions for shared prosperity'.

The 2022-2028 Corporate and Community Plan sets out a clear purpose for the council and county of Monmouthshire 'To become a zero carbon County, supporting well-being, health and dignity for everyone at every stage of life'. To deliver its purpose the Council has set six inter-related objectives which it wants to address by enabling and empowering communities to work alongside us. These are for Monmouthshire to be a:

- Fair place to live where the effects of inequality and poverty have been reduced;
- Green place to live and work, with reduced carbon emissions, and making a positive contribution to addressing the climate and nature emergency;
- Thriving and ambitious place where there are vibrant town centres, a well-connected place and businesses that can grow and develop full of hope and enterprise;
- Sociable place to live where people have a home and a community where they feel engaged, valued and supported;
- Learning place where everybody has the opportunity to reach their potential.

# OUR GEOGRAPHY & OUR ECONOMY

Page 15



## Our Geography

Located in south east Wales, Monmouthshire occupies a strategic position between the major centres in south Wales, the south west of England and the Midlands. The county covers an area of approximately 880 square kilometres, with an estimated population of 93,000. The six main settlements are Abergavenny, Caldicot, Chepstow, Magor, Monmouth, and Usk/Raglan, and although most of the geographical area is rural, 53% of the population live within wards which are defined as urban and many more residents value their close connection with the larger and smaller towns.

An integral element of Monmouthshire's distinctive settlement pattern arises from its historic market towns and villages and their relationship with the surrounding rural areas. The county has a rich and diverse landscape stretching from the coastline of the Gwent Levels in the south of the county, to the uplands of the Brecon Beacons National Park to the north west, and the river corridor of the Wye Valley Area of Outstanding Natural Beauty in the east.

The county is easily accessible using a number of strategic routes including the M4 and M48 motorways, the Heads of the Valleys Road (A465), the A449, A40 and A4042. Monmouthshire also has four railway stations; at Caldicot, Chepstow and Severn Tunnel Junction in the south of the county, and Abergavenny in the north. These provide rail links to the key settlements of Newport, Cardiff and to west Wales as well as to Bristol, London, Gloucester, Cheltenham, the Midlands, and Manchester.

Public transport within Monmouthshire is limited. Whilst the county has four railway stations, the bus services that link our towns with rural settlements are too infrequent for people to rely on them to access employment and local services. This results in an over-reliance on cars, increasing congestion, carbon emissions and air pollution. It also means people who cannot afford to own and run their own vehicle face barriers accessing training and employment.





## Our Economy

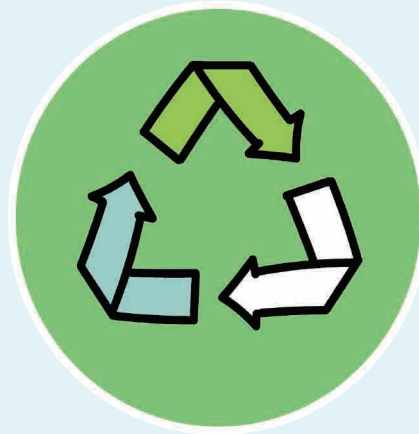
Monmouthshire's has a high value, highly skilled, diverse, and resilient economy, working to its full capacity, attracting investment to support its strong entrepreneurial culture.

The Council's ambition is to continue creating the right conditions for a prosperous local economy, delivering sustainable and inclusive growth that will contribute to the economic well-being of future generations. People of all ages and backgrounds having the skills to do well in work or start their own business.

A circular economy approach through designing out waste and enabling products and materials to securely re-enter our ecosystem and circulate through processes including reuse, recycle, refurbish etc as high-quality products. Our circular economy will tackle climate change reduce carbon emissions to a net zero county by 2030 and transforming the economy in terms of resources and efficiency, driving innovation for future productivity and competitiveness. A collaboration with key sectors and across the private and public sector, providing the means for sustainable growth and create the conditions for shared prosperity.

Page 17

The Council will work with national, regional and local partners to increase investment, improve connectivity and continue to develop a thriving, ambitious and enterprising rural economy.



## Developing the Strategy – Gathering the evidence:

### The Process

The focus of this Strategy is preparing for the county's future economic needs. Recognising that we did not have all the answers, we began by bringing together a cadre of experts. This cadre included Council staff, elected Members, partners and other experts, with a broad range of socio-economic knowledge and lived experience.

As part of this process an economic analysis was commissioned to provide an evidence base to help identify and shape potential policy interventions to achieve the Council's aspiration - 'To foster a diverse, fairer, greener and circular economy, generating sustainable employment growth and creating conditions for shared prosperity'.

The economic analysis provided a review of Monmouthshire's current economic profile and an overview of the key opportunities for and constraints to the local economy. Observations within the report set out the potential future direction of the economy and the conditions that would be required to realise its full potential. These recommendations have provided the basis for the strategic direction and proposed outcomes, forming the key building blocks and informing the four priority themes, that guide this Strategy. Each priority theme identifies the problems we are trying to solve and what we intend to do to address them.

## What the evidence tells us:

In the UK Competitiveness Index 2023, Monmouthshire retained its position as the second most competitive economy in Wales after the capital city of Cardiff and has improved its UK ranking since 2019. This reflects the comparatively high earnings achieved in the Monmouthshire economy.

However, the key opportunities and challenges facing the county's economy include the following:

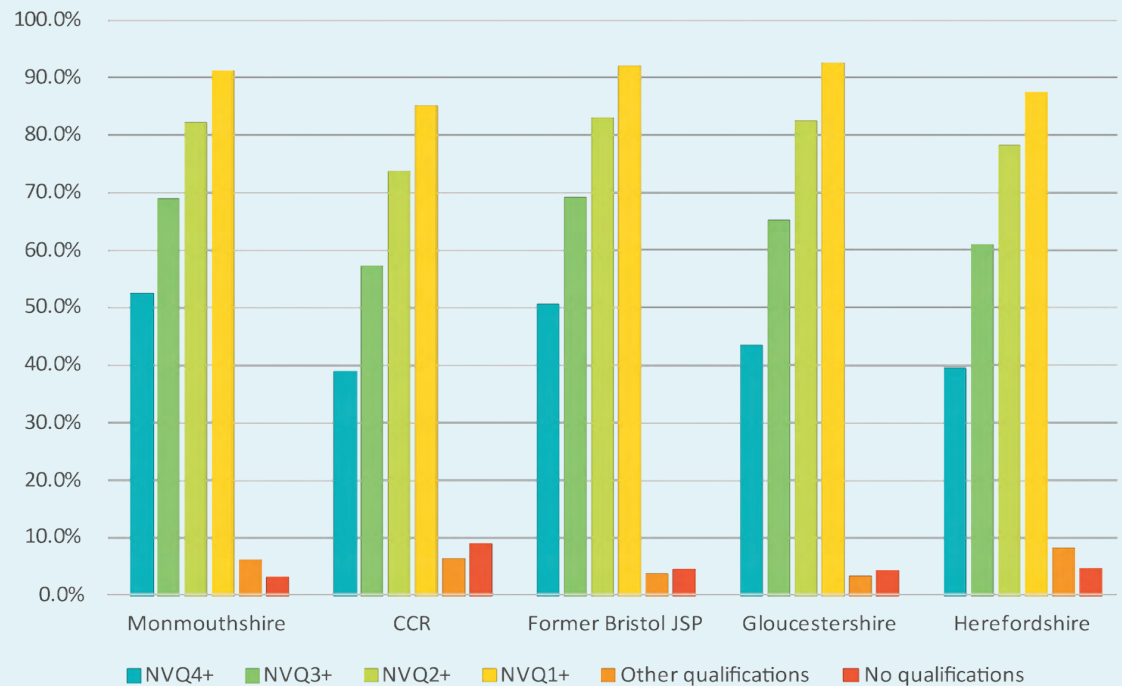
- 25.9% of Monmouthshire's residents are aged over 65 whilst 58.3% are of working age (16-64 years). The working age population fell between 2011 and 2021 whilst the elderly population increased by 26.2%.
- Monmouthshire's older population will be increasingly dependent on a declining working age population. This raises key challenges in relation to the ability of the area to attract and sustain business investment, stimulate employment growth, and enhance overall competitiveness. This highlights a need for additional, high-value jobs to attract younger people and to rebalance the age profile of Monmouthshire. In order to sustain a younger working age population it is also recognised that there needs to be an increased supply of more affordable housing.
- Monmouthshire has the highest house prices in Wales averaging £382k (Hometrack, December 2022), more than 9 times average earnings. This has contributed towards higher than average land values, impacting the level of development achieved in county, as well as the capital receipts generated from disposal of development sites.
- There is a correlation between the demographic profile of the area and the character of the housing market. The combination of high house prices and affordability pressures means that many younger people and families are unable to afford to live in Monmouthshire.
- Delivering appropriate housing in Monmouthshire is critical to addressing the county's demographic challenges. This should include not just the delivery of more homes in response to general under-supply, but the provision of a greater mix of housing types, tenures and sizes. Doing so should help enable the growth of the working-age population and contribute to the tackling of Monmouthshire's affordability challenges. Monmouthshire County Council will therefore support the creation of an additional 5,940 new homes that are net zero carbon ready with a requirement for 50% affordable housing, as set out in the Monmouthshire Replacement Local Development Plan 2018 -2033.

- The unemployment rate for residents aged over 16 in Monmouthshire in the period from January to December 2022 was 1.9% (equivalent to 900 residents). This is lower than the wider CCR area (2.7%) and neighbouring English authorities. Such a level of unemployment is ‘frictional’ – it represents only those few people moving between jobs in an economy which is operating at full capacity. A shortage of labour is restricting the potential for businesses to grow.

- Just 3.2% of people aged between 16 and 64 in Monmouthshire have no qualifications. The local population is highly educated, with 52.5% of people having an NVQ Level 4 qualification or above. Nevertheless, there are specific skill gaps which need to be addressed to ensure that local people can benefit from higher value jobs. There are no higher education establishments in the county and many young people leave the area to attend university. High property prices and unaffordable rents also contribute to a net outflow of young people from the local labour market.

Growing Monmouthshire's Future Economy : Economic Analysis

Figure 4.7 Educational attainment of working age population



- 62% of Monmouthshire's residents are employed in the most highly skilled jobs: comprising managers, directors, professional occupations: associate professionals and technical. The median gross weekly earnings for those who work in Monmouthshire (£630.50) are 11.8% lower than for those that live in the authority area. This points towards a proportion of higher earners commuting elsewhere for work purposes.

Table 4.4 Median gross weekly earnings

	Monmouthshire	CCR	Former Bristol JSP	Gloucestershire	Herefordshire
Median Gross Weekly Earnings by Residence	£714.80	£610.17	£659.78	£660.50	£560.10
Median Gross Weekly Earnings by Workplace	£630.50	£582.20	£646.83	£606.20	£543.20
Residence-based earnings as % of workplace-based earnings	113.3%	104.8%	102.0%	109.0%	103.1%

Source: ONS annual survey of hours and earnings (2022)

- Monmouthshire is also constrained by its poor public transport connections, both within the county and with its neighbouring authorities. Whilst there are some good rail connections from Severn Tunnel Junction to Bristol, Cardiff and Newport, Monmouthshire's larger towns have no direct rail connections to the Southwest of England. Poor rail and bus connections across the county are also likely to contribute to the issues facing businesses seeking to expand in Monmouthshire that have to rely on workers living locally or having reliable access to a car.
- The overwhelming majority of businesses operating in Monmouthshire are small scale, with 44.7% of all businesses having a turnover of £0-99,000 per annum and with 0-9 employees (91.6%). Whilst we recognise the contribution of small businesses to the Monmouthshire economy, we also recognise that the 10% of Monmouthshire businesses with a turnover in excess of £1 million contribute 75% of the county's gross domestic product.
- The county's vacancy rate for office premises stands at just 0.3%, whilst for industrial premises it is only 0.1%. A lack of developed space for economic activity is a significant constraint on the further development of the county', emphasising the need to make additional space available.

- According to STEAM (Scarborough Tourism Economic Activity Monitor) 2.34 million visitors came to Monmouthshire in 2022, generating more than £285 million for the local economy, and supporting 3,356 full time equivalent jobs. 2022 STEAM figures show strong recovery of Monmouthshire's visitor economy post-pandemic with the economic impact of tourism increased by 3.7%, the number of visitors increased by 2.3% and the number of FTE jobs supported by tourism increased by 7.6% compared with 2019 figures.
- An Open Market Review is an exercise carried out with the market to determine expected private sector deployment of broadband infrastructure. The Open Market Review undertaken by Welsh Government in 2022, identified a significantly improved picture in Monmouthshire, with 1,238 or 2.5% of all premises classified as 'white' (i.e., with no qualifying broadband infrastructure, and not likely to be developed within three years). A further 2,610 or 5.2% of all premises are 'under review' (i.e. suppliers have reported planned broadband coverage, but those plans have been judged as potentially being at risk of not being completed). This compares favourably to the average figures for Wales, in which 5.1% of all premises are classified as 'white' and a further 7.3% as under review.
- In terms of Next Generation Access (30 Mbps and above) availability and plans, again the situation in Monmouthshire compares favourably to the Wales-wide data: 3,496 or 7% of premises in Monmouthshire were classified as 'white' for gigabit-capable coverage compared to 14% across Wales, and 5,701 or 14% of premises in Monmouthshire were classified as 'under review' for gigabit-capable coverage, compared to 39.2% across Wales. This means that if providers' plans are delivered as planned, at least 81.6% of premises in Monmouthshire should have access to gigabit-capable broadband from at least one provider within the next three years, compared to 46.8% across Wales.



## Utilising the evidence

Comparisons with neighbouring local authorities indicate that whilst Monmouthshire performs comparatively well on some criteria, more can be achieved. This creates both a challenge and an opportunity as the Council seeks to achieve a step change in future economic growth and local prosperity.

The county has in recent years had a comparatively low rate of business growth. This reflects the fact that it has fully utilised the supply of labour and land. We are confident that once an increased supply of labour and land is made available, the underlying conditions of the economy will allow it to thrive.

Page 24

The continuing short supply of new industrial floorspace is affecting the ability to attract and retain businesses and therefore create new sustainable employment. This limits our ability to expand our local economy which could also force some existing businesses to relocate outside of the county.

This Economy, Employment and Skills Strategy therefore dovetails with the Replacement Local Development Plan in identifying opportunities to address these challenges, whilst also considering the issues facing our town centres, existing infrastructure, visitor facilities and public realm.


We will work with the private and public sector through a needs-based approach, to transform our economy to a new level of sustainable job growth and longer-term shared prosperity. This will be achieved by focussing activity on achieving the following four key priority themes:

- **Place:** – A vibrant, greener Monmouthshire
- **People:** - A fairer, more successful Monmouthshire
- **Enterprise:** - A thriving, ambitious Monmouthshire
- **Infrastructure:** A well connected Monmouthshire attracting business investment



Our economy will therefore require a wide range of job opportunities to serve the needs of all residents, recognising the particularly important function served by less highly skilled positions. Poor access to services may also have an impact on our economy as people will spend more time outside our county. The demographic imbalance and lower rate of economic activity places pressure on our county in terms of its declining workforce, this could potentially hinder our ability to sustain and grow our economy.

Page 25 We will work with our regional strategic economic partners, CCR, Western Gateway, Marches Forward Partnership as well as education and training providers, to identify specific areas that require intervention and develop appropriate courses and training schemes. Whilst residents of all ages should have access to training and development to enable them to access job opportunities locally, this will be particularly important in helping to retain and attract young people into the area. We need to empower them to shape a future for themselves, in Monmouthshire, and equip them to drive the economy towards a higher value future.



# THE STRATEGIC CONTEXT

Page 26




## The Strategic Context

In addition to the Council’s Community and Corporate Plan, there are legislative and policy requirements that inform and influence the way in which the Council looks to develop the economy of Monmouthshire. This is detailed in the key overarching legislative and policy requirements and priorities within the strategies below:




### The Wellbeing of Future Generations (Wales) Act 2015

The Wellbeing of Future Generations Act focuses on improving the economic, social, environmental, and cultural well-being of Wales. The aim of the Act is to help create a Wales that we all want to live in, now and in the future. Procurement is one of the seven corporate areas for change in the Act’s statutory guidance.



### Prosperity for All: Economic Action Plan

The plan splits Wales into three economic regions to enable the implementation of a place-based approach to economic development; Monmouthshire is located in the South East Wales region. It identifies three national thematic sectors and four foundation sectors that will shape the work of the Welsh Government as it seeks to seize opportunities and realise potential.



### Cardiff Capital Region Industrial and Economic Growth Plan

The CCR Growth Plan’s two objectives are to boost competitiveness and tackle inequalities throughout the region by working collaboratively with public and private stakeholders within the CCR and with its neighbouring authorities.



### Stronger, fairer, greener Wales: a plan for employability and skills

Welsh Government is committed to creating a Wales where individuals of all ages can receive a high-quality education, with jobs for all, where businesses can thrive in a net zero economy that champions fairness and equality.

### Vision Monmouthshire 2040: Economic Growth and Ambition Statement



This statement identifies some of the challenges facing Monmouthshire that need to be addressed to strengthen its economy so that it can provide for future generations. It is intended to sit alongside the replacement LDP (Local Development Plan), which will identify suitable employment sites and premises; increasing the availability of housing sites; and seek to tackle geographical differences in employment and housing markets.

### Monmouthshire Inward Investment Prospectus 2021



The prospectus builds on Vision Monmouthshire 2040 with the aim of attracting businesses to grow in Monmouthshire. It identifies some key focus areas that should be prioritised and advocates the provision of 43ha of B use employment land from 2018 to 2033 and a network of quality sites with varied characteristics in a mix of private and public ownership.

### Welsh Government Net Zero strategic plan



This Plan sets out how we will play our part in responding to the climate emergency and align with Welsh Ministers' ambition for the public sector to be collectively net zero by 2030.

### Cardiff Capital Region Strategic Business Plan and Wider Investment Fund



The purpose of this Business Plan is to establish policies that will attract new investment, improve connectivity, and develop the region's skills and education. It proposes a Strategic Sites Programme to address challenges facing the CCR relating to a shortage of good quality employment sites and premises.

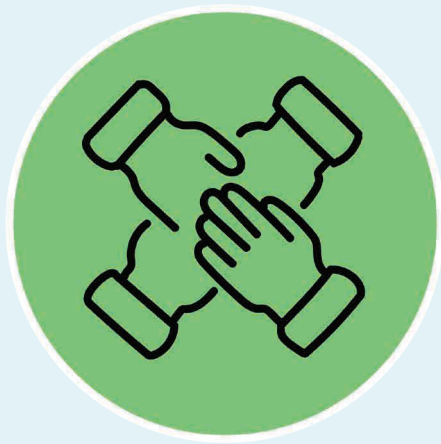
## Stronger Together - Monmouthshire's strategic role in the wider regional economy

Our economy has clear potential to be a key contributor to future economic growth of the CCR and Wales as a whole. Its relative economic strength will be critical in boosting the wider and adjoining areas and border regions, contributing to the strategic policy ambitions described earlier.

### Regional Strategic Economic Partnerships

Monmouthshire is a border county in a strategic location, a "Gateway to Wales". Our county benefits from its involvement in regional economic partnerships including the Cardiff Capital Region City Deal, The Western Gateway and Marches Forward. Participation in these partnerships enable us to exploit areas of mutual benefit and added value, increase investment prospects, showcase best practice by building strong networks and identify opportunities to share services where it is cost effective.

Page 29

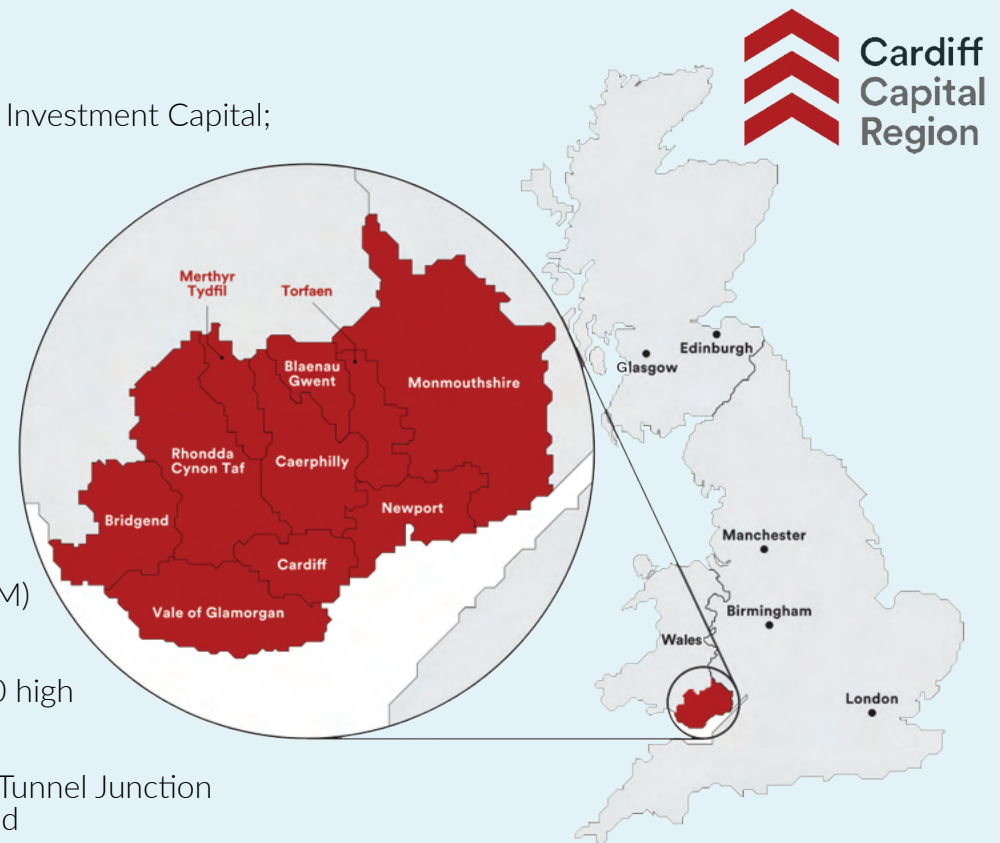


## Cardiff Capital Region City Deal

The Cardiff Capital Region (CCR) City Deal involves UK Government, Welsh Government and the ten regional Southeast Wales Authorities and will transition into the Southeast Wales Corporate Joint Committee (CJC) in March 2024. Its purpose is to build on the region's sectoral strengths, high skill base and three successful universities. The CCR City Deal seeks to accelerate economic growth and productivity through a series of considered targeted investments in skills, infrastructure, innovation-led scalable projects, businesses, and priority industry sectors including Compound Semi-Conductors and MedTech.

It has brought the following benefits to Monmouthshire:

1. Partner member for the £50M Innovation Investment Fund;
2. Seizing the local business opportunities for £50M Innovation Investment Capital; £50M Strategic Premises Fund and £10M Challenge Fund;
3. Shareholder and lead council for CS Foundry Ltd, integral to establishment of CS Connected which secured a £45M UKRI SIPF award, with Microchip being one of the founding partners;
4. Shareholder in CCR Energy Ltd i.e., part ownership of the former Aberthaw Power Station which is being re-purposed as a green energy park;
5. Lead partner in the deployment of c£4M InFuSe programme – married with £10M Challenge Fund;
6. Co-agent on the Challenge Fund Food Security project (£2.4M) with Cardiff Council;
7. Circa £2M funds (debt finance) to Creo Medical – creating 40 high value jobs
8. Recipient of c£1.5M funds for Metro Plus Scheme at Severn Tunnel Junction -leveraging match contributions from the Local Transport Fund
9. ULEV monies for roll-out of CCR Electric Vehicle Charging facilities



## The Western Gateway

The Western Gateway is a pan regional partnership for South Wales and Western England involving Local Authorities, West of England Combined Authority, City Regions, Local Enterprise Partnerships, UK and Welsh Governments. The purpose of the strategic partnership is to promote and maximise economic growth across South Wales and the West of England to create jobs, boost prosperity and support the world-renowned universities and businesses of the region.

This Gateway Partnership has set out the following ambitions:

1. 'Net Zero' - Working to become the UK's first Green Energy Super Cluster by capitalising on the area's significant natural assets in solar, tidal, marine, and wind and leading capabilities in hydrogen, nuclear and industrial decarbonisation.
2. 'Supporting Innovation' - Connecting the area's highly innovative sectoral clusters in Advanced Engineering, Creative Industries, Digital Connectivity (mobile telecommunications) and Data Solutions (businesses that create wealth from data such as fintech and space) to create a super-cluster with the scale to compete on the global stage.
3. 'Connecting Communities' - Mapping the area's strategic transport plans to identify where there are gaps and use the information to help highlight where we need better connections that provide better transport and digital links to unlock 'net zero' potential.
4. Investment - utilising its advantage of being a global gateway, the Partnership wishes to attract inward investment and grow exports by £4 billion.



## Marches Forward Partnership

'Marches Forward' is a unique strategic cross border partnership between neighbouring local authorities in Herefordshire, Powys, Monmouthshire and Shropshire. Its key aims are:

1. To tackle cross border shared interests, drive the best deal for our geography and boost investment into the region;
2. To establish areas where there is mutual benefit and added value;
3. To focus on the economy and green growth with other shared interests to include transport and digital transformation nature, energy and climate change, health, housing and skills, food, rural development and the visitor economy.



The Partnership provides a flexible umbrella framework for joint working which supports local service delivery, based around how people and places function, rather than being confined within organisational or geographical boundaries. It enables us to harness the unique value of our cross-border location, supporting a shared understanding of 'life on the borders' as a focus for strategic joint working and to unlock additional investment into the area.

**The priority themes of the Marches Forward Partnership are to work jointly as follows:**

1. Nature, Energy and Climate Adaptation
2. Transport and Digital Transformation
3. Health, Housing and Skills
4. Food, Rural Development and the Economy





# OUR ASPIRATIONS, KEY PRIORITY THEMES AND OBJECTIVES

Page 33



**We have a clear aspiration for this Strategy:**

*'To foster a diverse, fairer, greener and circular economy, generating sustainable employment growth and creating conditions for shared prosperity'*

To deliver our aspiration, we have set four inter-related, key priority themes, which we will address by working collaboratively, across Council Directorates, with elected Members, our Partners and trusted experts.

These are for Monmouthshire to be:

1. **Place: - A vibrant, greener Monmouthshire**
2. **People: - A fairer, more successful Monmouthshire**
3. **Enterprise: - A thriving, ambitious Monmouthshire**
4. **Infrastructure: A well connected Monmouthshire attracting business investment**

Objectives have been identified for each of the four key priority themes, and an action plan, to complement this Strategy has been developed containing a number of key tasks that will be delivered in a timely manner, by teams across a number of directorates. Progress of this Plan will be monitored and evaluated regularly.

# KEY PRIORITY THEME ONE

*Place: A vibrant, greener Monmouthshire*



Monmouthshire's distinctiveness arises from its strategic position between the major centres in south Wales and the southwest of England and the Midlands; its rich and diverse landscape stretching from the coastline of the Gwent Levels in the south, to the uplands of the Brecon Beacons National Park to the northwest, the river corridor of the Wye Valley Area of Outstanding Natural Beauty in the east, and its historic market towns and villages.

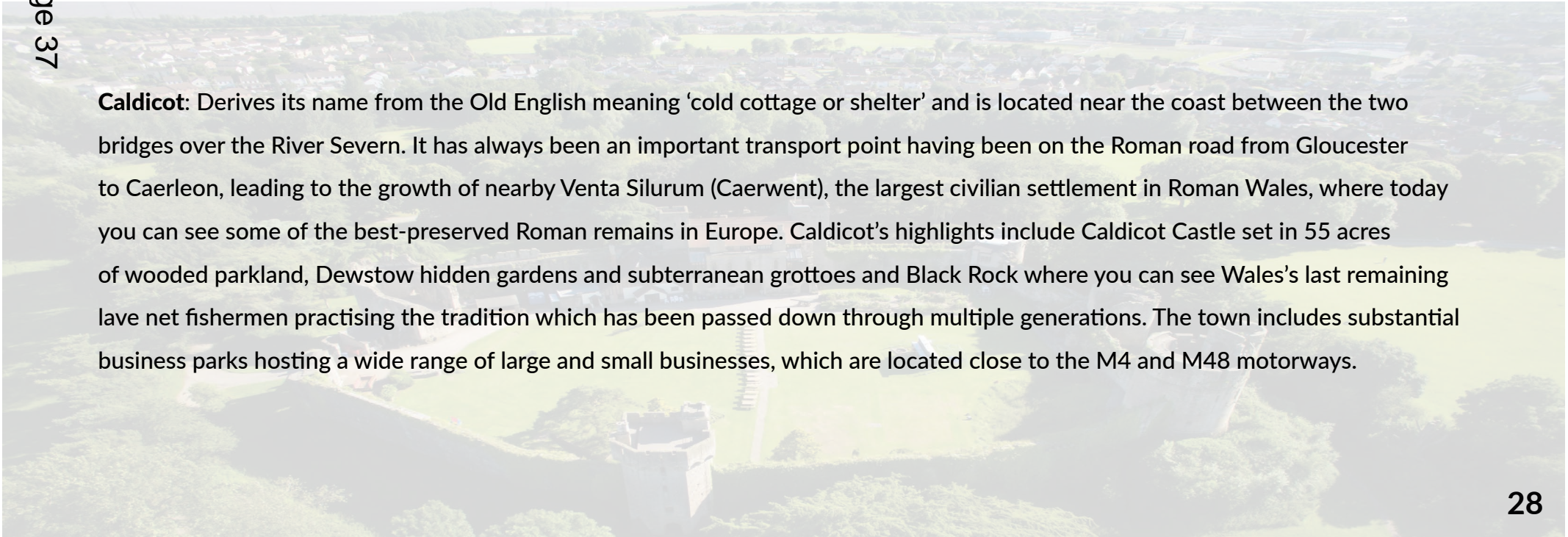
There are six main settlements in Monmouthshire; Abergavenny, Caldicot, Chepstow, Magor, Monmouth, and Usk, and although the county is predominantly rural, 53% of the population live within wards which are defined as urban.



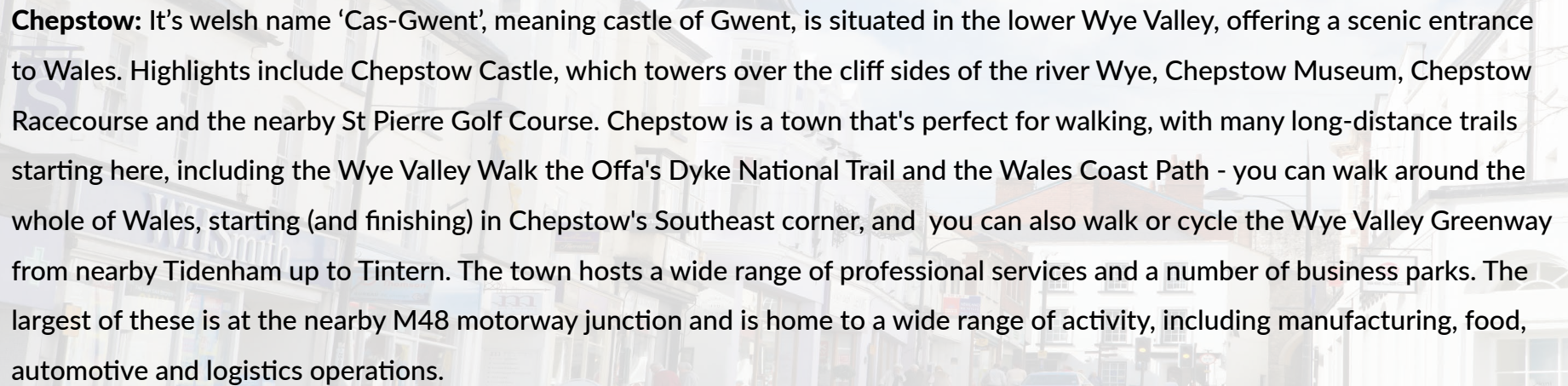


## Our Towns


**Abergavenny:** Called 'Gobannium' by the Romans and 'Y Fenni' by Welsh speakers, Abergavenny is surrounded by seven mountains and is the perfect base for exploring the Brecon Beacons National Park and the Blaenavon World Heritage Site. Its status as a food destination is well established, with its annual autumn Food Festival a staple on the culinary calendar and regular food and craft markets attracting the best artisan producers from across the region. Its main attractions include Abergavenny Castle and Museum, St Mary's Priory Church, the Market Hall and Castle Meadows. The town offers a wide range of professional business services. A number of larger businesses also have their headquarters locally, which benefit from proximity to the A40 and A465.



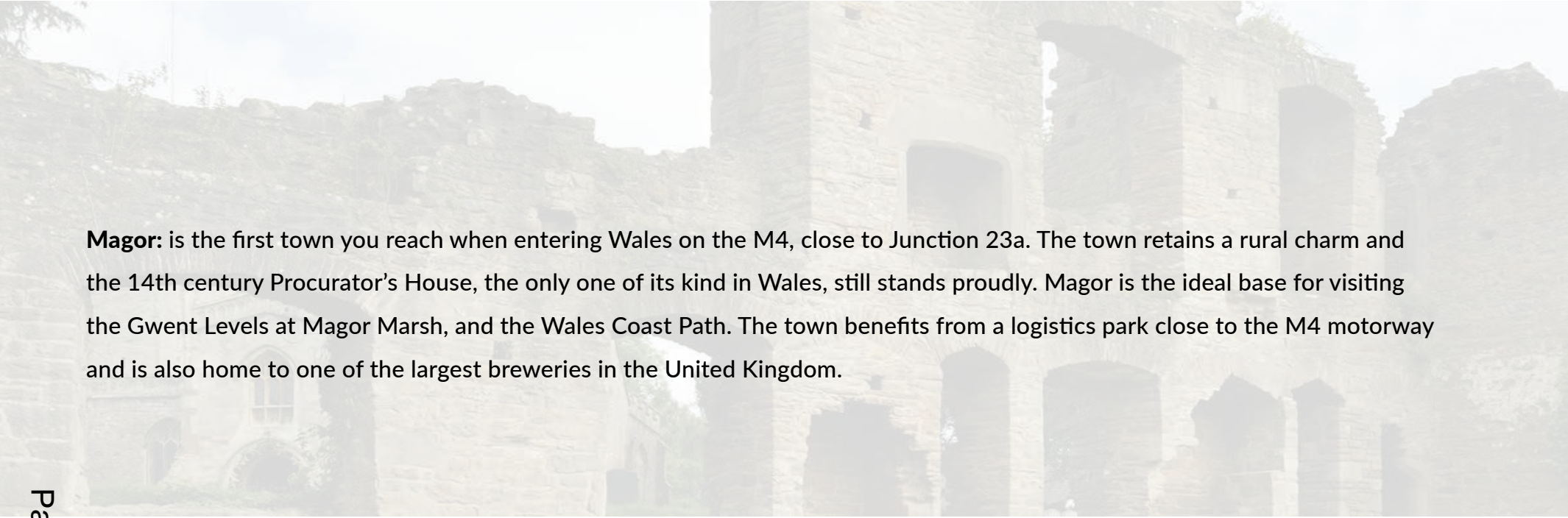
**Caldicot:** Derives its name from the Old English meaning 'cold cottage or shelter' and is located near the coast between the two bridges over the River Severn. It has always been an important transport point having been on the Roman road from Gloucester to Caerleon, leading to the growth of nearby Venta Silurum (Caerwent), the largest civilian settlement in Roman Wales, where today you can see some of the best-preserved Roman remains in Europe. Caldicot's highlights include Caldicot Castle set in 55 acres of wooded parkland, Dewstow hidden gardens and subterranean grottoes and Black Rock where you can see Wales's last remaining lave net fishermen practising the tradition which has been passed down through multiple generations. The town includes substantial business parks hosting a wide range of large and small businesses, which are located close to the M4 and M48 motorways.



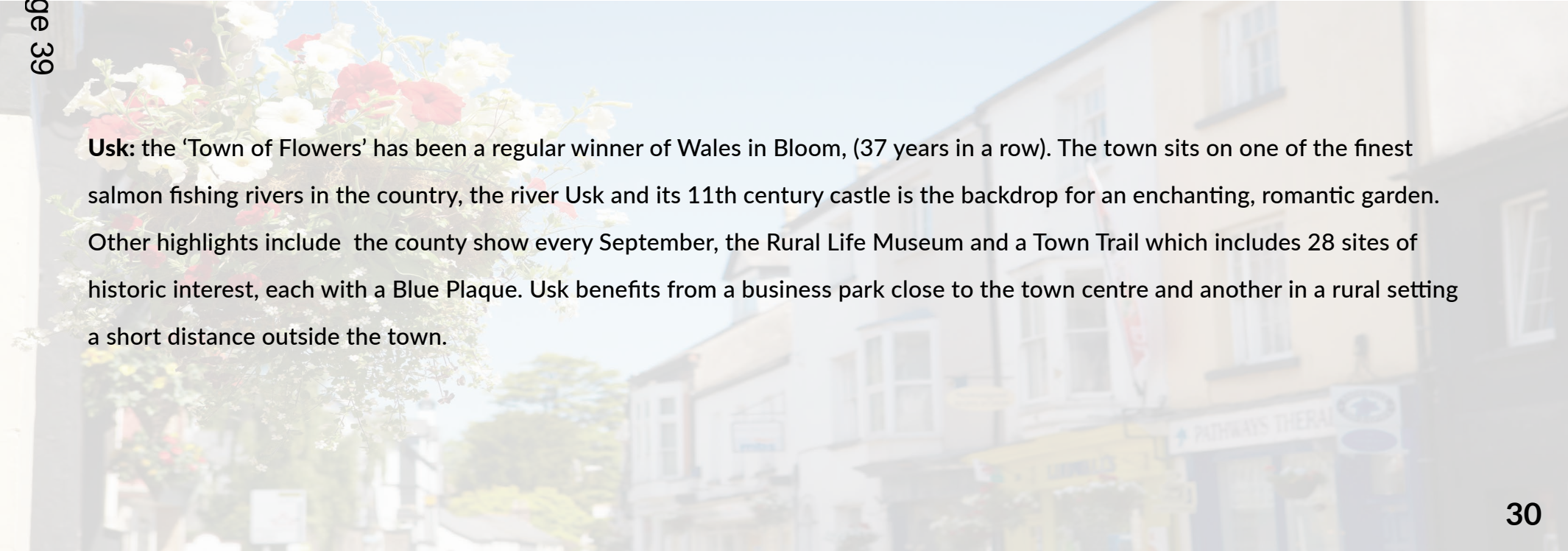
**Chepstow:** It's Welsh name 'Cas-Gwent', meaning castle of Gwent, is situated in the lower Wye Valley, offering a scenic entrance to Wales. Highlights include Chepstow Castle, which towers over the cliff sides of the river Wye, Chepstow Museum, Chepstow Racecourse and the nearby St Pierre Golf Course. Chepstow is a town that's perfect for walking, with many long-distance trails starting here, including the Wye Valley Walk the Offa's Dyke National Trail and the Wales Coast Path - you can walk around the whole of Wales, starting (and finishing) in Chepstow's Southeast corner, and you can also walk or cycle the Wye Valley Greenway from nearby Tidenham up to Tintern. The town hosts a wide range of professional services and a number of business parks. The largest of these is at the nearby M48 motorway junction and is home to a wide range of activity, including manufacturing, food, automotive and logistics operations.



**Monmouth:** the UK's first Bee Town, nestles in the lower reaches of the beautiful Wye Valley and has been a centre for tourism since 1780. Well known for its iconic 13th century gatehouse bridge, Monmouth has a famous past with its connections to Henry V, Geoffrey of Monmouth and (more recently) Queen, Oasis & Simple Minds who all recorded at nearby Rockfield studios. Other highlights include its Georgian Shire Hall and Museum, Ancre Hill Vineyard, The Savoy Theatre and The Kymin. Monmouth has two business parks located close to the A40, which are home to a range of businesses, including a number of key employers.



**Magor:** is the first town you reach when entering Wales on the M4, close to Junction 23a. The town retains a rural charm and the 14th century Procurator's House, the only one of its kind in Wales, still stands proudly. Magor is the ideal base for visiting the Gwent Levels at Magor Marsh, and the Wales Coast Path. The town benefits from a logistics park close to the M4 motorway and is also home to one of the largest breweries in the United Kingdom.



**Usk:** the 'Town of Flowers' has been a regular winner of Wales in Bloom, (37 years in a row). The town sits on one of the finest salmon fishing rivers in the country, the river Usk and its 11th century castle is the backdrop for an enchanting, romantic garden. Other highlights include the county show every September, the Rural Life Museum and a Town Trail which includes 28 sites of historic interest, each with a Blue Plaque. Usk benefits from a business park close to the town centre and another in a rural setting a short distance outside the town.

# KEY OBJECTIVES

Page 40





- **Promote the distinctive diversity of Monmouthshire as a county of opportunity**

Monmouthshire is one of the most diverse and competitive economies in Wales. It is home to a vast array of small and medium-sized enterprises (SMEs) which provide the economy with a high degree of resilience. The county's gateway location to southeast Wales and close proximity to growing cities such as Bristol and Cardiff, increases our ability to attract investment, skilled labour and visitors, particularly as our residents are also among the best qualified in Wales. All these factors create the right conditions for the many successful businesses already located here to thrive and grow. We will undertake a wide range of promotional activities to encourage new businesses to land and expand.

- **Support the vitality of our town centres**

The vibrancy of our towns is pivotal to our future success, but they continue to be threatened by wider economic factors such as rising energy costs, declining household spending power and changing patterns of retail. Our towns will need constant and creative re-imagining if they are to retain their role as retail centres, visitor attractions and motors of our county's economy.

Individual town 'Placemaking plans' are being produced jointly with town councils, to ensure that we understand the aspirations, issues and opportunities that face our towns and communities, ensuring that we have an ambitious vision and a clear plan for each. Each plan will reflect the towns unique character and will set out the actions and interventions required to realise the vision and address the challenges and opportunities that have been identified.

Although each town is unique, there are some common threads throughout the plans that have been completed so far – including supporting the amenities, events and experiences that attract people to our towns, ensuring that the streetscape in each town centre is high quality and fit for purpose, and working with property owners and landlords to minimise town centre vacancies.

- **Support the transition towards net zero and protect our environment**

We want Monmouthshire to be a net zero carbon county, a green place to live and work, with reduced carbon emissions, making a positive contribution to addressing the climate and nature emergency. We also want Monmouthshire to be a thriving and ambitious place, where innovation and enterprise result in a productive and sustainable low carbon community and economy.

In May 2019, Monmouthshire County Council declared a Climate Emergency setting out a clear commitment to:

- Strive to reduce its own carbon emissions to net zero in line with the Welsh Government target of 2030.
- Encourage and support residents and businesses to take their own actions to reduce their carbon emissions.
- Work with partners across the county and other councils and organisations to help develop and implement best practice methods in limiting global warming.

We will continue to ensure homeowners and landlords have access to sources of advice and support to retrofit homes to alleviate fuel poverty, increase energy efficiency and reduce carbon emissions, at the same time providing opportunities and demand for the local low-carbon economy. We are developing strategies and implementing projects to decarbonise the Council's own operations and create an accessible public EV (Electric Vehicle) charging infrastructure across the county. Our Local Area Energy Plan will identify and prioritise opportunities to decarbonise Monmouthshire, increasing demand for local low-carbon skills and investment linked to wider regional and national opportunities and plans.

To meet local and national net zero carbon objectives for 2050, public sector bodies will work with private sector business to promote energy efficiency and reduce carbon emissions. We shall also work with partners to increase local understanding and adoption of sustainable and regenerative farming practices and reduce carbon emissions from land use.

- **Support rural diversification**

With farm incomes squeezed by pressures from across and beyond the food system, diversification remains attractive as a tried and tested way of strengthening the farm business and wider rural economy. A strong diversification provides a new income stream, spreads risk, adds variety and interest to the working day, and may bring employment opportunities to family members (especially the younger generation) or others in the local area. Conversely, a poorly planned diversification may add to the stress and worry faced by families who are already stretched, further destabilise the farm's finances, and strain local infrastructure and relationships with other residents.

Page 43

Recognising this, we will support strong diversification proposals where they align with the Council's wider policy objectives. If there is doubt as to a proposal's viability, officers will provide support and signposting as appropriate and further impartial advice to strengthen the plan put forward. Diversification in this context means any additional enterprise that does not unduly compromise the underlying farming activity, including but not limited to processing raw materials (e.g., food, timber, fibre), tourism and leisure, conservation, energy, broadband, retail, and commercial uses.

Though diversification is usually associated with agriculture, other rural businesses may also diversify to spread risk, add a new income stream, and provide a new product or service. These too would be supported under this strategy, provided that the proposal was credible and in line with the Council's wider policy objectives.

- **Enhance the experience for visitors and deliver sustainable growth in our tourism economy**

We will work with destination stakeholders and partners to develop and promote experiences which meet and exceed the expectations of current and future visitors. These experiences will be developed to target visitors who share a passion for environmental, cultural, and social enhancement, and to inspire visits from others who share their passion through storytelling and brand advocacy.

Through UK Government Shared Prosperity Funding, we will reimagine tourism to develop a more fair and accessible offer which benefits the people and places of Monmouthshire, to ensure a warm welcome remains at the heart of our visitor experience.

Our aim is to deliver sustainable growth across all parts of the county and year, ensuring that economic growth and wider wellbeing benefits ultimately enhance the quality of life for everyone in Monmouthshire, whether they are here for a day, a week, or a lifetime. In so doing we will keep the maximum potential benefits of tourism within the county by encouraging short supply chains and the use of local suppliers and products. This will in turn further develop Monmouthshire's distinct sense of place and identity to enhance the visitor experience and create sustainable competitive advantage.

## KEY PRIORITY THEME TWO

*People: A fairer, more successful Monmouthshire*



Monmouthshire is a rural county, with a low population density of 1.1 persons per hectare. With circa 93,000 people living in approximately 880 square kilometres, this, by way of illustration, is equivalent to approximately one person to the size of an average football pitch.

Monmouthshire's population is ageing, with a current higher than average proportion of older people, which is forecast to rise further. 25.9% of Monmouthshire's residents are aged over 65 whilst 58.3% are of working age (16-64 years). The working age population fell between 2011 and 2021 whilst the elderly population increased by 26.2%.

Conversely, the number of under 18s is forecast to decline by 2033. This means that Monmouthshire's older population will be increasingly dependent on a declining working age population. This raises key challenges in relation to the ability of the area to attract and sustain business investment, stimulate employment growth, and enhance overall competitiveness.



## Key Objectives

- **Support a balanced change in the demographic profile of our county**

Monmouthshire has an ageing population and a relative absence of 20–40-year-olds, which impacts on the overall economic and social sustainability of our communities. The Replacement Local Development Plan (RLDP) aims to increase opportunities for the younger population to both live and work within Monmouthshire, creating a more balanced demography and socially and economically sustainable communities. The RLDP proposes a level of growth that will deliver positive demographic change over the Plan period (2018 -2033) with an increase in younger and working age groups; support for local economic growth and delivery of good quality affordable homes, which will assist in attracting and retaining a younger, economically active population and balancing the ageing population.

- **Support the creation of 6,240 sustainable job opportunities**

Sustainable job opportunities are a key priority for Monmouthshire, driven by the need to address the shrinking working age population and high levels of out-commuting. This will be achieved through a range of mechanisms and interventions, including this Strategy, the RLDP and the Local Transport Plan. The RLDP identifies a level of growth that aims to provide an appropriate balance of household and jobs growth. This level of growth will enable Monmouthshire to attract and retain investment, create jobs, improve strategic infrastructure through the identification of sufficient employment land for traditional employment uses (B use classes) and promote employment generators important to our economy. Job growth will also come via the growth and retention of existing small and medium-sized enterprises (SMEs) and the formation of new ones, with the supportive planning policies, marketing and other interventions required to make this happen.



# Creo Medical

## CASE STUDY: Attracting investment and creating sustainable jobs


Page 48

Headquartered in Chepstow, multi-award winning Creo Medical focus on the development and commercialisation of minimally invasive devices by bringing Advanced Energy to therapeutic endoscopy. Creo's first device, Speedboat Inject, is now in every-day use worldwide, providing healthcare providers with improved pathways and patients with life changing outcomes.

In 2022, Creo Medical was awarded with the Fastest growing company in Wales having doubled the size of its Chepstow HQ and expanded its business to one which now sees its devices treat patients the world over.

Our Chepstow base puts us at the heart of one of the leading regions not just in the UK but globally in terms of delivering the next wave of innovative treatments for patients, with support from MCC and others providing us with the necessary foundations to grow into the international company we are today whilst simultaneously expanding the operations at our Chepstow HQ.

But what makes a successful business is its people, and we have been fortunate to match a range of local talent to excellent jobs and opportunities, laying the foundation for our transformational technology to be both 'made in Wales' and world-leading.



*"Monmouthshire is a great place for growing business - fantastic location, well connected and full of talented people who have enriched our organisation with their expertise and skills."*





- **Equip people with skills and qualifications to enter employment, enable employment progression and explore a Skills Centre in Monmouthshire**

Monmouthshire benefits from high employment rates and its residents have high levels of skills and qualifications. A large proportion of people work in highly skilled jobs, with 52.5% having a qualification at NVQ level 4 and above. Just 3.2% of those aged between 16 and 64 have no qualifications, compared to 8.9% across the wider CCR area. Although the local population is highly educated, there are some known skills gaps which may limit the potential for future economic growth.

Through this strategy we shall seek to develop the skills of all residents and deliver higher value job opportunities. Our residents will be equipped with a range of skills and qualifications in diverse sectors, to enable employment progression and to meet the needs of existing and future businesses in Monmouthshire. Our Community and Corporate Plan 2022 -2028 commits to promoting career paths in shortage areas such as care and construction earlier and more consistently. This strategy will aim to reduce labour shortages in these sectors working closely with private and public sector organisations.

We will explore a Skills Centre in Monmouthshire working with our businesses, further education and higher education partners, and training provider. Monmouthshire will be a place that young people will not need to leave because they will have the skills to work in new and emerging industries or set up their own businesses within the county.

Whilst retirement is the biggest reason for economic inactivity for Monmouthshire residents, long term sickness is also a significant factor. We shall support those facing health challenges to move closer to the labour market.



# Siltbuster

## CASE STUDY: Demonstrating employment progression

Siltbuster has been established for over 20 years and is the UK's leading wastewater treatment company, providing responsive solutions to a range of customers. The company is part of the Workdry Group and has a turnover of over £30m; covering all of the UK as well as focused overseas activities for construction, municipal and industrial markets.

Based in Monmouth, the business has a 10 acre site where it has developed a purpose-built facility with all technical and support services being provided in house. The breadth of employment ranges from technical sales, accounts, engineering design, laboratory testing through to engineering, manufacturing-assembly and supply chain management. The business uses an extensive supply chain, including many other South Wales businesses in the fabrication of its equipment.

The business currently has over 90 staff employed; with 70% based from the Monmouth head office. The remote staff based across the UK provide a local response to client enquiries and ensure that service levels are maintained for water treatment installations.

*The business currently has over 90 staff employed; with 70% based from the Monmouth head office*

# Siltbuster

In its 20-year history the business has seen sustained growth; with step changes triggered by a shift in environmental regulation and compliance standards. Whilst traditionally this was within the construction market, there is a growing focus on wider application of Siltbuster's products and services.

In 2015 the company introduced its first apprenticeship, engaging with Newport and District Group Training Association (NDGTA) based in Cwmbran to shape a programme aligned to the multi-skilled engineering nature of the business. For the last 8 years Siltbuster has continued to invest in the apprenticeship pathway allowing for continued business growth; with at least one new apprentice each year, which has recently become two staff each year due to sustained growth.

*In early 2024 the company will pass the 100-employee mark and the apprentice training scheme continues to build momentum and is critical in ensuring the right skills for the business*

The apprenticeship programme is completed over a four-year period and comprises one day per week to complete the academic element of the apprenticeship to HNC level, 12 months at college in the first 2 years block release to complete the foundation training and NVQ level 3 practical training is completed in the workplace. The apprentices work in all areas and during the fourth year will specialise in their required role in the business. Some of the earlier apprentices have now gone on to critical roles in the business such as a project engineer, electrical controls design engineer or field engineering with permanent contracts. They work alongside other time served apprentices that have joined the business later in their career or graduates that have moved back to the region.

In addition to the 4-year apprenticeship programme, the business has supported all levels of staff through various NVQs, once again with the guidance of NDGTA and onsite mentors. Since the outset of the apprenticeship and training programme we have seen continued success in both the retention and progress of staff into various roles within the business.

In early 2024 the company will pass the 100-employee mark and the apprentice training scheme continues to build momentum and is critical in ensuring the right skills for the business. Whilst the apprenticeship programme to date has been focused on engineering, we are currently looking at other areas of the business where apprenticeships will be beneficial, such as financial services.

The business is passionate about making a difference in the water-environmental sector; challenging the conventional ways of working and the development of products to support its continued growth. The development of staff through various education pathways is an important investment, combined with the ambitions for the Monmouth facility as the Centre of Excellence for responsive wastewater treatment.



- **Collaborate with comprehensive schools, further and higher education partners to enhance access and networks**

Working alongside comprehensive schools, further and higher education partners and training providers, we will explore options for the development of well-defined training opportunities within existing facilities and local settings to address skills gaps in certain sectors. This will support the growth of existing businesses and attract new businesses to Monmouthshire. Monmouthshire has existing partnerships with further and higher education institutions, including Hartpury University, Coleg Gwent and Cardiff Metropolitan University. However, further collaboration is essential to improve access to institutions both within and outside of the county for future academic and vocational opportunities.

Page 52

Post 16 learning opportunities within the county currently vary by secondary school and locality. Our aim is to develop a more equitable collaborative offer, that meets the needs of a broader cohort of young people. We propose to utilise a Welsh Government supported learning platform to enhance Level 3 programmes across all secondary schools while securing financial and learning sustainability. At level 2, Pathways to Employment programmes in skills shortage areas such as childcare and leisure will provide enhanced opportunities for all young people, including the most vulnerable, to gain the skills, academic and worked based qualifications and experience required by employers. We will work with others to provide the necessary work-based learning opportunities within our communities. Science, Technology, Engineering and Mathematics (STEM) partnerships, in all secondary schools and across all clusters, will provide relevance and application to programmes developed under the New Curriculum for Wales.

We will work with further and higher education partners, training providers and businesses to support vocational training and apprenticeship opportunities including the repair, maintenance, and improvement (RMI) industry which is relevant for delivery of building energy 'retrofit'. There is insufficient supply to meet demand in this sector, which is so essential for reduction in carbon emissions and household living costs (thermal insulation, upgrade of heating systems, microgeneration).

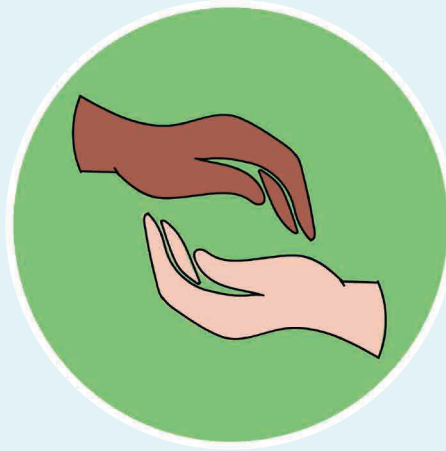
# KEY PRIORITY THEME THREE

*Enterprise: A thriving, ambitious Monmouthshire*



Monmouthshire has a high value, highly skilled, diverse, and resilient economy, working to its full capacity, attracting investment to support its strong entrepreneurial culture. In the UK Competitiveness Index 2023, Monmouthshire retained its position as the second most competitive economy in Wales after the capital city of Cardiff, and has improved its UK ranking since 2019.

However, comparisons with neighbouring local authorities indicate that whilst Monmouthshire performs comparatively well on some criteria, more can be achieved. The county has in recent years had a comparatively low rate of business growth which reflects the fact that it has fully utilised the supply of labour and land.



## Key Objectives

- **Support the sustainable growth of existing businesses including our larger businesses**

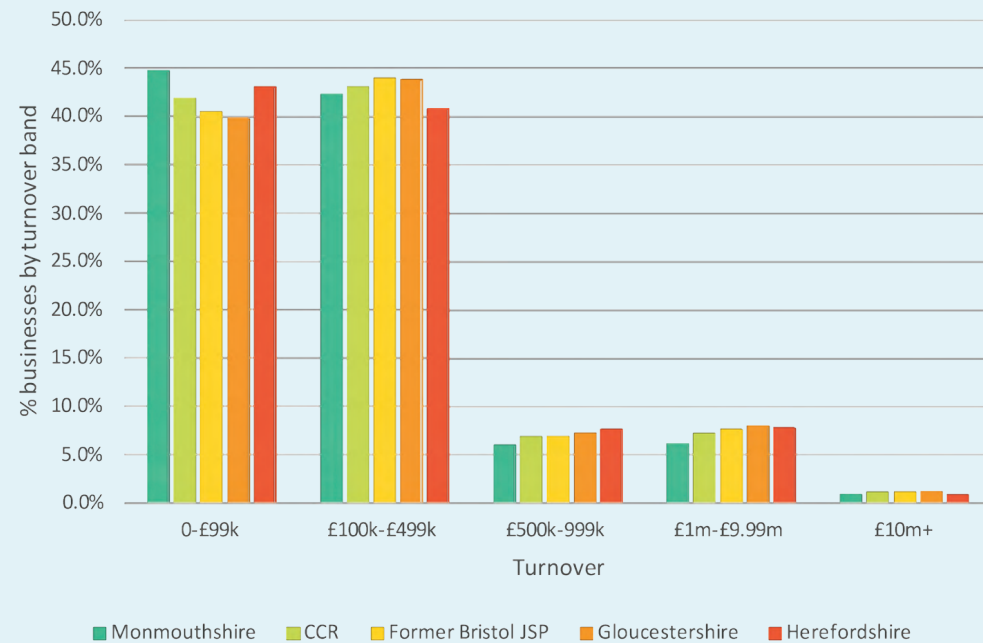
In 2022, there were 4,575 VAT and/or PAYE registered enterprises in Monmouthshire. The overwhelming majority of businesses operating in the county are small scale, with 44.7% of all businesses operating with a turnover of less than £100,000 per annum and 91.6% having 0-9 employees. Medium-sized businesses (50-249 employees) account for only 1.1% of Monmouthshire enterprises, which is lower than neighbouring areas. Businesses employing ten or more staff account for approximately 70% of the county's economic output.

Monmouthshire businesses need on average to create more than one job per business to achieve our target of supporting the creation of 6,240 sustainable job opportunities. We will continue to work with these businesses to help them access the talent, sites, finance and support they need to enable them to grow their business and increase the range of employment opportunities available to local people.

The Replacement Local Development Plan (RLDP) makes provision for a minimum of 38ha of employment land for B uses classes (B1, B2 and B8) over the Plan period (2018-2033). To meet this provision and support the Council's economic growth ambitions, the RLDP will identify a deliverable range of employment land in attractive, accessible, and sustainable locations across Monmouthshire and in the right quantities to enable our existing businesses to grow.

Growing Monmouthshire's Future Economy : Economic Analysis

Figure 6.10 Proportion of businesses by turnover band



Source: ONS IDBR


# MANDARIN STONE

## Mandarin Stone

### CASE STUDY: Supporting sustainable growth

Page 56


Mandarin Stone is a family owned and run business established in 1989 by Alma Small. Monmouthshire based for 30 years, Mandarin Stone initially operated from the Grange Mill site in Raglan before relocating to Monmouth in 1996. The business now operates from split sites (Wonastow and Hadnock Road) totalling just under 8 acres and comprising of head offices, a showroom and extensive warehousing.



Sourcing stone and porcelain tiles, slabs and external paving from over 12 countries and stocking some 450,000 square metres, Mandarin Stone has seen significant expansion over the years.

230 staff are now employed with 158 based in Monmouth. The remainder are positioned amongst 15 showrooms throughout the U.K.

Alma Small continues to be involved in the business today and has an unwavering passion not only for the product and business but for the staff too. Each employee plays a vital role and are equally valued. Staff retention is high and on occasion multiple generations of the same family are employed simultaneously.






# Mandarin Stone

Customer service is of utmost importance and much time is spent training and ensuring standards remain high. Sales staff assist with design schemes and also impart a huge amount of technical knowledge regarding substrate suitability. Fixing materials are produced in the UK and the recycling of materials is a key priority.

Our strong imagery, marketing, and online prowess mean that Mandarin Stone are at the forefront of design and innovation within the tile industry. We have an excellent UK wide reputation for quality of product and service working with a multitude of sectors including architects, interior designers, builders and home owners. A trade discount structure and diverse price range ensures all budgets are accommodated. Our fleet of 20 specialist off-load vehicles provide a safe and professional delivery service.

*“Staff retention is high and on occasion multiple generations of the same family are employed simultaneously”*

Mandarin Stone is a strong, principled business with a family ethos built on service and reputation. We continue to expand, employ and develop, opening our newest store in Harrogate at the end of November.



- **Finding our place in relation to regional growth opportunities**

Monmouthshire is a border county and clearly benefits from regional economic partnership working to maximise opportunities for sustainable employment and economic growth, increasing our investment prospects and showcasing best practice. We will continue to build strong relationships and networks identifying common purposes for collaboration including shared services where it is cost effective.

Our three key regional strategic economic partnerships – CCR City Deal, the Western Gateway and Marches Forward Partnership, all have a golden thread of increasing economic growth and productivity, supporting shared prosperity and wellbeing.

CCR specifically targets investments in skills, infrastructure, innovation-led scalable projects, businesses, and priority industry sectors, for example Compound Semi-Conductors and Med Tech.

As part of the Western Gateway, we will utilise the partnership to collaborate on partner-led opportunities, convene talent and expertise to give the best possible evidence and advocate and amplify the work of others.

Marches Forward Partnership will provide a flexible umbrella framework. We will focus on the economy and green growth with other shared interests to include transport, skills and housing alongside energy, climate change and digital connectivity. There is a shared ambition for rural based growth, identifying opportunities for strategic collaboration on agreed projects and initiatives in key sectors including tourism. It is aimed at supporting a shared understanding of 'life on the borders' as a focus for strategic joint working and to unlock additional investment into the area.

- **Increase uptake of support for people wishing to start or grow a business**

Monmouthshire benefits from high levels of self-employment with more than one in ten economically active residents being self-employed. The county also benefits from a strong entrepreneurial culture, evidenced by the high number of active businesses per resident, increasing business birth rates since 2016 and strong five-year business survival rates.

This offers the potential to increase the proportion of residents that succeed in starting and sustaining a business. We are developing a customer relationship management system that will enable us to strengthen our relationship with local businesses and ensure that they are aware of the range of support that is available and how they can access this.

- **Continue to foster a strong entrepreneurial culture**

Monmouthshire benefits from a strong entrepreneurial culture, as evidenced by the high number of active businesses per resident and increasing business birth rates since 2016. These are strengths that can be built upon.

The number of small businesses and healthy levels of enterprise creation clearly illustrate that Monmouthshire is attractive to innovative, business-focused people including some of which are semi-retired.

It is vital that this entrepreneurial culture is fostered to ensure that the county continues to develop and grow the businesses of the future and creates new employment opportunities that attract and retain younger people. We will continue to work with partner organisations to ensure that anyone aspiring to start or grow a business in Monmouthshire can access appropriate advice and support.

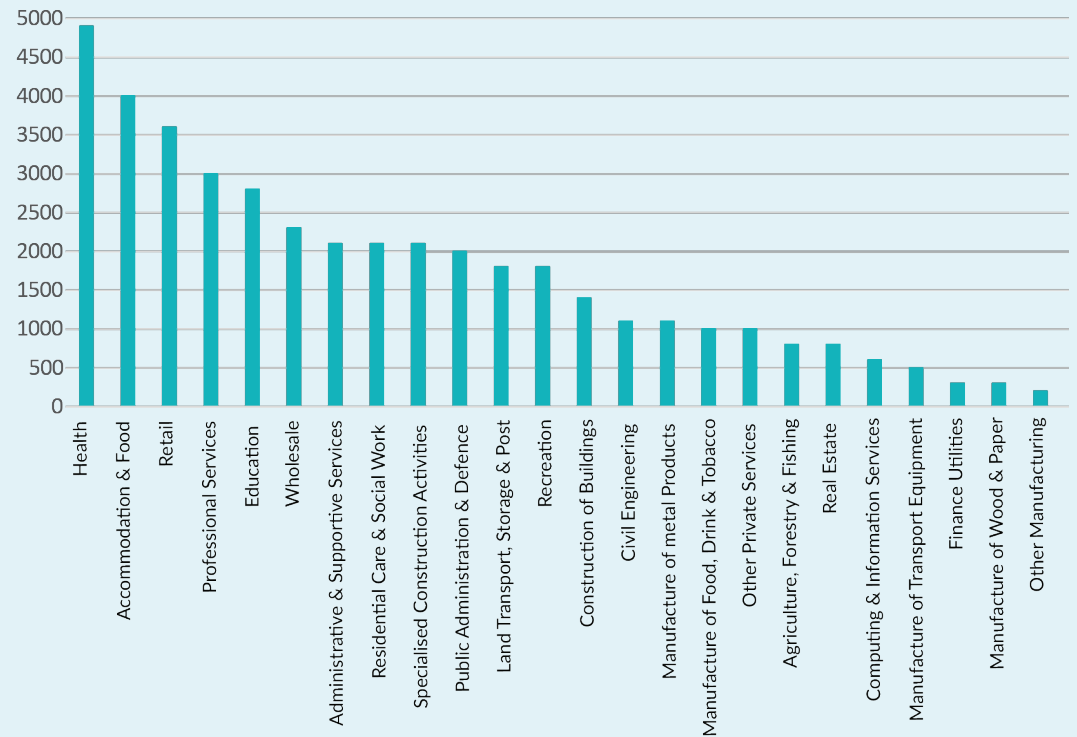
- **Encourage innovation and clustering in sectors**

### Key Sectors

An understanding of the economy of Monmouthshire can be enhanced by considering key sectors that make the most significant contribution in terms of employment and economic output through Gross Value Added (GVA).

In 2022, there were a total of 41,700 jobs based in Monmouthshire. Experian data shows that the broad sectors of health (11.8%), accommodation & food (9.6%), retail (8.6%), and professional services (7.2%) are particularly significant in the county and account for 37.2% of total employment, compared to 30.8% in the CCR area and 31.9% in the former Bristol JSP (Joint Spatial Plan) area. Across the period to 2043, the largest projected growth in employment by sector is predicted in the healthcare sector, and the largest decline is predicted in wholesale.

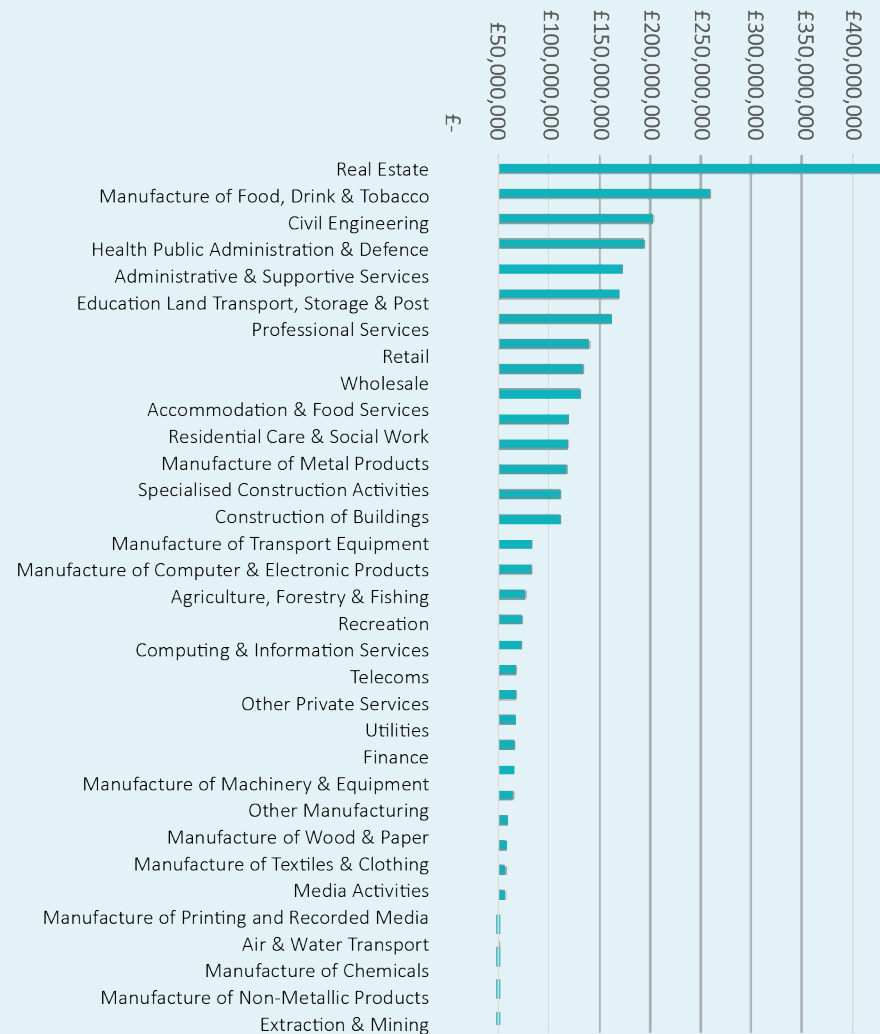
Figure 6.1 Employment by sector in Monmouthshire (2022)



Source: Lichfields analysis of Experian data (March 2022 data release)

GVA measures the economic output of each individual producer, industry, or sector. GVA data provided by Experian reveals a slightly different picture to the employment analysis presented above in terms of performance of key sectors. The GVA data for Monmouthshire indicates that real estate (18.2%), the manufacture of food & drink (10.0%), civil engineering (7.3%), health (6.9%), public administration (5.9%), administration & support services (5.7%), and education (5.3%) are the dominant sectors in terms of economic output. Collectively they account for over 59% of total GVA.

Analysis of Experian data shows that real estate, civil engineering, other manufacturing, transport equipment, and food and drink are projected to be the fastest growing sectors in terms of GVA per job from 2022 to 2043.



Source: Lichfields analysis of Experian data (March 2022 data release)



# Cywain

## Cywain Business Clusters

### CASE STUDY: Encourage innovation and clustering

Page 62

Cywain is a long-running programme funded by Welsh Government and delivered through Menter a Busnes to support Welsh food and drink businesses that have a desire to grow and innovate. The programme has developed a small suite of pan-Wales product-based clusters: the Honey Cluster, Seafood Cluster, and Fine Food Cluster. These focused groups bring different elements of the food chain together – from government to universities to businesses large and small – to share research and experience, make connections, and explore innovative approaches.

Representative activities include:

- Tailored mentoring programmes
- Events and workshops
- Understanding and entering new markets
- Access to world leading research
- Sharing costs / research



# Cywain Business Clusters

Overall, the cluster model ‘provides a platform for ambitious Welsh food and drink businesses to identify and solve common problems together through knowledge sharing, training and by exploiting commercial opportunities collaboratively’. The Fine Food Cluster also involves an ‘internal market’ that encourages members both to trade with each other and to join forces and act co-operatively when buying or selling outside the cluster. Companies involved in the cluster have reported positively, for example: ‘I found it to be really really useful’ (Bluestone Brewing Co.), and ‘for the company, just networking, sharing good practice, listening to some keynote speakers who have really added to our strategy ... having these speakers and being able to liaise with them directly has really built the confidence of the company to try new markets and new routes to market’ (Calon Wen). [All quotes from [Cywain](#), 2023]

While Cywain’s clusters are based on particular products or types of products, place-based clusters can offer similar opportunities for sharing knowledge, building capacity and creating connections. A place-based cluster may be centred on a dedicated site, such as the food parks run by the Food & Drink Forum or the Agri-Tech Centre at Hartpury University or may develop organically as a loose association of like-minded people and enterprises who take advantage of geographical proximity to meet and collaborate informally.



*‘I found it to be really really useful’*

-Bluestone Brewing Co.

*‘for the company, just networking, sharing good practice, listening to some keynote speakers who have really added to our strategy ... having these speakers and being able to liaise with them directly has really built the confidence of the company to try new markets and new routes to market’*

-Calon Wen



Cardiff Capital Region has identified seven priority sectors where the region has comparative strengths and competitive advantages:

- Compound Semiconductors
- Fintech
- Cybersecurity & Analytics
- Creative Economy
- MedTech
- Transport
- Energy & Environment

We will work with regional partners and networks to develop innovation and clustering in sectors including food, creative industries, construction, and medtech to develop sustainable and inclusive growth in our county in driving a fairer, greener, and more successful economy. Through the Creative Industries Cluster Hub project, the MCC Heritage and Culture team will run a mapping exercise on the visual arts and the visual arts sector in Monmouthshire. Through events and interviews we are identifying and reaching out to artists, galleries and collectives throughout the county so we have a greater understanding of the needs and possibilities of that part of the sector and also inform our approaches to mapping, data collection and developing other creative industries in Monmouthshire.

Sector clustering will encourage creativity and innovation and increase efficiency and productivity, as stronger focus in this area will catapult Monmouthshire to a place where everyone is connected locally and globally.



- **Make public procurement spend more accessible**

We will deliver our services through a mixed economy, directly through our own workforce, and through public, private and third sector. As a result, the Council spends over £98 million a year procuring a diverse range of goods, services and works from over 2,800 suppliers and contractors.

We recognise the economic, social, environmental, and cultural value that can be generated by spending money with local businesses, small and micro enterprises, sole traders and the third sector.

In June 2023 Cabinet approved the “Socially Responsible Procurement Strategy 2023-2028”, that takes its focus from the Council’s Community & Corporate Plan 2022-2028, The Wellbeing of Future Generations (Wales) Act 2015, The Wales Procurement Policy Statement 2022 along with the pending Procurement Bill 2022-2023 and the Social Partnership and Public Procurement (Wales) Act 2023. Amongst a number of competing priorities, the documents look to promote “place-based” procurement activity in an attempt to nurture resilient local supply chains.

To complement the strategy, a delivery plan has been developed with a number of key tasks that will be carried out in a timely manner and owned by a number of key business units across the Council. We will monitor progress at the relevant times.



monmouthshire  
sir fynwy



## Raglan Dairy

### CASE STUDY: Make public procurement spend more accessible

Page 66

The Council had over the previous decades used a number of local and regional suppliers for the provision of fresh milk, with mixed results. In the majority of cases schools, leisure centres, residential homes and in the Council's headquarters would purchase from local milk suppliers in an uncoordinated and uncosted way.

2012 saw Welsh Government launch the "Wales Procurement Policy Statement", which for the first time set out a number of key principles by which public sector procurement needed to be delivered across Wales. With a wider understanding that, when used effectively, procurement can be a strategic lever to deliver economic benefit to the people of Wales.

Greater emphasis was now put on awarding public sector contracts that not only generated economies of scale and efficiency savings but also good quality outcomes that were of benefit to society, the economy and the environment, both now and in the future.

This then created the right environment for change, there was evidence to suggest that the Council had in excess of 20 suppliers of fresh milk, with very little in the way of checks and balances being put in place in relation to food health and safety, traceability and cost. In addition, there were no documented processes to follow in relation to poor performance or the development of new or scaled up local entrants into the supply chains.

The Council in 2015 working with the National Procurement Service for Wales (NPS) were very much focused on awarding contracts to suppliers that could provide assurances across a number of fronts that they had the capability and capacity to perform against a robust set of requirements and where possible were locally, regionally or nationally based across Wales.



# Raglan Dairy

In 2016, all focus was on the recently awarded NPS "fresh and ambient food" collaborative framework, that had been divided into lots to ensure that Welsh and local SMEs had the opportunity to bid for contracts across the Welsh Public Sector. Integral to this was the soft market testing that was undertaken to promote the up coming opportunities and to better understand traditional and emerging entrants.

Given the scale and scope of fresh food across Wales, milk and dairy products was advertised as a lot on its own and was awarded to 4 suppliers, one of which was a local Monmouthshire supplier. Having familiarised ourselves with the rules that governed the framework we then made contact with Raglan Dairy with a set of clarification questions to establish if both organisations could develop a more binding commitment that would have the potential to create more employment within our local communities and keep more of our money within the county, whilst at the same time delivering economies of scale and efficiency savings and having the potential to reduce the Council's carbon footprint by substituting plastic cartons with traditional glass milk bottles.

*Greater emphasis was now put on awarding public sector contracts that not only generated economies of scale and efficiency savings but also good quality outcomes, that were of benefit to society, the economy and the environment, both now and in the future.*

Raglan Dairy were successful in being awarded this contract and still to this day remain the Council's primary supplier of fresh milk. The Council is still very much focused on the development and appointment of local, regional and national suppliers, as supported by the Socially Responsible Procurement Strategy 2023-2028.



- **Foster a thriving local food economy**

From farm to fork we have a thriving local food economy with economic, social, and environmental benefits. The sector is key to the foundational and visitor economies, providing year-round and seasonal employment – both skilled and semi-skilled – in production, processing, retail, catering, and hospitality, as well as logistics, distribution, and other support services. A thriving local food economy benefits residents by promoting community cohesion, everyday personal interactions, and a sense of connection to land and place – all of which are likely to be perceived and appreciated by visitors too. Food and drink produced and consumed locally keep money circulating in the area, often between small independent enterprises, which builds diversity and resilience into the local economy.

Though local authorities have only a limited role in shaping commerce and individual shopping preferences, they do have some points of influence (e.g., destination management, planning, procurement). Within budgetary and regulatory constraints, we will strive to use that influence effectively to support local food enterprises and short supply chains in the private and public sectors. We will innovate and seek out examples of best practice from which we can learn, and where practical will support businesses, entrepreneurs, and other organisations trying to establish new enterprises or initiatives that will convincingly plug supply-chain gaps and/or offer new products and services in Monmouthshire and the surrounding area.



# Hive Mind Mead

## CASE STUDY: Foster a thriving local food economy

Pages 58

**Hive Mind Mead & Brew Co. Established in 2018 by brothers Matt and Kit Newell.**

Matt, while working at a geological company in Bristol, nurtured a growing love for beekeeping. His hives produced an abundance of honey that inspired us to embark on a remarkable journey. Meanwhile, Kit was a graphic and product designer for a tech company in Reading with a background in advertising and marketing. Our common dream was to return to the area in which we grew up, and we soon realised that to make that dream a reality, we had to create something unique and our own.

Our deep love for the natural world, coupled with a keen interest in brewing, led us to transform our honey into modern, contemporary sparkling mead. Our skill sets complemented each other perfectly, providing us with the foundation needed to build our own beverage brand.



Our journey began in Matt's garage, transformed into a micro-winery, in 2018, where we tested our concept. It became clear that others enjoyed our products, when we took a significant step forward by winning a 2 Star Great Taste Award for our inaugural 300L batch. With demand growing, we swiftly outgrew the garage and began cuckoo brewing at a local brewery in Chepstow, which was in the process of winding down. After renovating the premises once the existing brewery had relocated, we soon outgrew that space as well. This prompted us to move to a larger site in Caldicot one year later, expanding our beekeeping efforts, mead production, and introducing a range of honey-infused beers. We were also thrilled to unveil a taproom, creating a welcoming space for people to enjoy our creations.

# Hive Mind Mead

During the challenging days of the COVID-19 lockdown, we adapted by swiftly transitioning to an online shop and delivering our products to local farm shops, delicatessens, and garden centres. A fortuitous appearance on BBC Countryfile provided a substantial boost to our reach. We used this time to enhance our brewing operations and design a range of honey-infused beers, including our flagship Traditional Mead, which showcases the exceptional local honey.

Our journey took an exciting turn as we featured on multiple TV shows, such as Kate Humble's Escape to the Farm, BBC Farmers Country Showdown, The Hairy Bikers Go Local, Coast & Country, and more. This exposure helped reintroduce this historical drink albeit with a modern twist, which had been somewhat forgotten. Our products continued to earn accolades, with a 3 Star Great Taste Award in 2022 for our Smoked Honey Porter and another 3 Star for our Traditional Mead in 2023, ultimately winning the Golden Fork Award for Wales.

*“We are now the direct suppliers to over 150 independent shops and have established partnerships with six distributors to reach retailers across the UK”*

Mead is an environmentally friendly and sustainable beverage crafted from three core ingredients - water, honey, and yeast, and can be made with ingredients on the doorstep of our meadery. Today, we oversee more than 180 hives of bees in the picturesque lower Wye Valley, transforming their precious honey into innovative sparkling meads and traditional wine-style meads. These creations are not only enjoyed by individuals as they are but also serve as essential ingredients or pairing drinks in two Michelin-starred restaurants, or cocktail ingredients. Our sparkling mead is a nod to the craft mead renaissance in the United States, challenging the typically historically-styled versions of the world's oldest beverage found in the UK and bringing it into the modern era.



We are now the direct suppliers to over 150 independent shops and have established partnerships with six distributors to reach retailers across the UK. Our Traditional and Whiskey Barrel Aged meads caught the eye of Selfridges' buyer during a visit to the Wye Valley and are now found on the shelves of their London and Manchester stores. As we explore international markets, we're thrilled to share that our first overseas order is set to reach Hong Kong in the coming weeks.

Our growth has been accompanied by the addition of three dedicated team members, and we are actively planning further expansions to meet the demands of larger markets. The journey has been marked by a steep learning curve, as neither of us initially had backgrounds in business, food production, or sales. However, with several years of relentless dedication, 80-hour workweeks, and unwavering commitment, we've come to understand the extraordinary possibilities that emerge from sheer determination and a love for what we do.



# KEY PRIORITY THEME FOUR

*Infrastructure: A well-connected Monmouthshire attracting business investment*

Page 71



Monmouthshire occupies a strategic position between the major centres in south Wales, the southwest of England and the Midlands. Whilst the county is easily accessible via several strategic routes Monmouthshire is constrained by its poor public transport connections, both within the county and with its neighbouring authorities. Whilst there are four railway stations providing rail links to the UK's key settlements, poor bus connections contribute to the issues facing businesses seeking to expand in Monmouthshire must rely on workers living locally or having reliable access to a car.

From an economic infrastructure perspective, the county has a very low vacancy rate for office premises at 0.3%, for industrial premises this drops to just 0.1%. Whilst on the face of it this may appear positive, this lack of developed space for economic activity is a significant constraint on the further development of the county, emphasising the need to make additional space available.

In terms of digital connectivity, the latest Open Market Review undertaken by Welsh Government, identified a significantly improved picture for the deployment of broadband infrastructure in the county, indicating that if broadband provider plans are delivered, as planned, at least 81.6% of premises in Monmouthshire should have access to gigabit-capable broadband from at least one provider within the next three years, compared to 46.8% across Wales. However, there are still pockets of digital deprivation in our deep rural areas which are home to many of our micro businesses.



## Key Objectives

- **Inform the use and distribution of employment land and premises**

The RLDP makes provision for a minimum of 38ha of employment land for B uses classes (B1, B2 and B8) over the Plan period (2018-2033). To meet this provision and support the Council's economic growth ambitions, the RLDP will identify a deliverable range of employment land in attractive, accessible, and sustainable locations across Monmouthshire and in the right quantities to attract new businesses in key growth sectors and to enable our existing businesses to grow, whilst being flexible to future changes. It is recognised that there is an increased propensity for agile and home working in some sectors over the longer term, meaning demand for physical employment land or space is changing. Furthermore, while the RLDP will make provision for B use class employment land, not all the job's growth will be in these use classes. Many jobs will be delivered through foundational sectors such as tourism, leisure, food, retail, and agriculture, all of which play an important role in Monmouthshire's economy. The RLDP will plan positively for these sectors through complementary supportive policies.

Taking account of the recommendations of the Employment Land Review Update (November 2022), expected future demand and the need to grow employment in Monmouthshire, this Economy, Employment & Skills Strategy proposes the following provision for B use classes in Monmouthshire:

Locality	Area	Type of units required	Use Class
<b>North Monmouthshire</b>			
Including Abergavenny, Raglan and Monmouthshire	13 Ha	Small/starter units, flexible grow-on space, larger units	B1/B2/B8
<b>South Monmouthshire</b>			
Including Chepstow, Caldicot, Crick, Caerwent, Magor	25 Ha	Small/starter units, flexible grow-on space, larger units	B1/B2/B8
<b>Total</b>	38 Ha		

A number of candidate sites have been submitted that offer potential to be considered for allocation in the emerging Deposit RLDP to assist in meeting this demand including: Land east of A465, Abergavenny; Land west of Raglan; Land at Raglan Enterprise Park; Land north of Wonastow Road, Monmouth; Rhossili, Hadnock Road, Monmouth; Land south of Junction 2 M48, Chepstow; Land at former MoD Training Centre, Caerwent; Land at Bradbury Farm, Crick; Quaypoint, Magor; Land to the west of Wales One Business Park, Magor. These sites will be subject to further assessment as the RLDP progresses

- **Explore the Council's role in the delivery of employment floorspace**

The Council benefits from a diverse land and property portfolio which presents opportunities to derive commercial return and facilitate economic development. As managers of the portfolio, our Landlord Services team will continue to explore the options to support the development of new employment space through its existing property portfolios, as well as the letting of existing vacant space that can assist all scales of business growth within Monmouthshire. The investment portfolio includes industrial, office and retail space that present opportunities to improve existing commercial assets and to invest and develop new space with prospective partners and funding providers.

The Council will contribute towards the delivery of new employment space via their existing Local Development Plan allocated mixed use development sites, where there is a requirement for B1 Use Class Light Industrial and Office space. In addition, our Estates Development team will assist future delivery by seeking new employment space through the promotion of its candidate sites in the RLDP. This aligns with the commitment of the proposed Asset Management Strategy, the purposes of which include maximising commercial opportunities within the estate and utilising Council assets and/or acquiring property to support policy objectives including supporting thriving economies and communities.

- **Support improvements in digital connectivity**

The ability to access broadband is an imperative for many citizens, particularly in terms of their ability to work from home to reduce their carbon impact and equally for local businesses wishing to trade or expand. Whilst the latest data indicates a positive picture for Monmouthshire with at least 81.6% of premises predicted to have access to gigabit-capable broadband from at least one provider within the next three years, compared to 46.8% across Wales, we cannot be complacent.

‘Rolling out’ improved broadband connectivity, whether in rural or urban settings, is a complicated process with many (often hidden) barriers, such as securing the necessary permissions from landowners to access land or install/replace infrastructure and needing to use historic infrastructure such as ducts or telephone poles that sometimes need prior maintenance or replacement.

Further work will therefore continue with broadband providers to identify potential solutions for those that remain at risk of being left behind. This activity will include assisting broadband providers in their rollout plans as appropriate, facilitating conversations with the community as needed, and pursuing opportunities for new technology test beds such as 5G, as they become available.

- **Support a sustainable transport system that contributes to our economic ambition and the vision of the Local Transport Plan**

Monmouthshire Local Transport Plan (LTP) establishes a strategic framework for the future development of the transport network across Monmouthshire for the next five years and beyond. The vision of the LTP is for: An integrated transport and land use system that prioritises sustainable travel, enables transition to a zero-carbon county, and supports well-being, health, and dignity for everyone at every stage of life.

The LTP aligns with the shared vision and priority objectives of Llwybr Newydd, the Welsh Transport Strategy, against which all proposed interventions have been assessed. It considers the local context, supports a healthy and balanced economy, social inclusion, and equality, and aims to reduce the environmental impact of the transport system. It supports the Council's Corporate and Community Plan, and Place Making Strategies, the RLDP, and this Strategy.



The LTP contains twelve focus areas and includes an ambition statement for each with associated interventions:

- Land Use Planning
- Digital Connectivity
- Freight and Logistics
- Mobility Hubs & Interchanges
- Active Travel
- Bus
- Rail
- Community & On-demand Services
- Behaviour Change & Information
- EV Charging Infrastructure
- Roads, Streets and Parking
- Home to School Transport

*For example, Active Travel will provide the infrastructure, insight, and motivation to provide sustainable travel for walking and cycling across Monmouthshire, increasing modal shift. Engagement with key services and stakeholders, both internally and externally to Monmouthshire, enables us to have a clear picture for developing future sustainable transport opportunities. Maximise core and grant Active Travel Funding to develop new and improved routes to encourage modal shift in line with our Active Travel Network Map aspirations.*

The LTP contains two delivery plans: Firstly, an implementation plan which looks at the schemes in each focus area that have been fully appraised, and which are the key focus for delivery in this period. Then an action plan for the schemes to continue, support and review categories for each focus area, including the high-level indication of well-being outcomes, cost bandings, deliverability considerations and timescale estimates.



# Active Travel

## CASE STUDY: Prioritising sustainable travel

Page 79

The development of the Active Travel Link from Kingswood Gate, through Wonastow industrial Estate to Monnow Street, Monmouth is being delivered over several phases. Funded through the Welsh Government's Active Travel Fund, administered by Transport for Wales, the aim is to promote modal shift towards walking and cycling from car use, for short everyday journeys.

The improvement identified early was to improve an existing pedestrian Right of Way running through King's Fee Park and past the rear of Overmonnow school, as opposed to the existing highway link along Wonastow Road. This was due to several factors, including highway widths, water infrastructure and segregation limitations on the road route, but also due to the possibilities presented by the off-road route.



# Active Travel

Improvements to the route have included upgrades to active travel standards for a shared use path between Wonastow Rd and Wonastow Industrial estate, along Williamsfield Lane and through the park. Including a 3m wide porous asphalt surface, improving accessibility for all, a playground upgrade, low-level ecologically friendly lighting, and biodiversity enhancements. Improvements to the school's active travel infrastructure have also been included, installing additional bike and scooter parking and school engagement activities, further promoting active travel

This route is providing a key active travel corridor between residential and employment sites at both ends of the route, with Wonastow Industrial estate and Monnow Street being key business trip attractors. This has allowed for more sustainable transport journeys to be conducted in the area due to increased perceived safety and accessibility.



This is supported by the data collected on this scheme. Prior to scheme construction, base line data was collected through counters on the route. Upon completion improved active travel counters were installed, linked to a live dashboard, allowing for improved monitoring of the route. The data has shown that journeys have increased from 3,200 per month to 5,800 per month since the implementation of the first 2 scheme phases. This is estimated to increase further upon completion of the remaining phases linking Williamsfield Lane to Monnow Street and the link between Wonastow Industrial Estate and Kingswood Gate.

Construction of the phase between Williamsfield Lane and Monnow Bridge is due to be constructed by March 2024 and the link from the Industrial Estate to Kingswood Gate summer 2024, subject to funding.



- **Attract investment from larger high value enterprises**

The creation of sustainable job opportunities in Monmouthshire is crucial in order to re-balance the demographic profile of the county and reduce levels of out-commuting. The RLDP identifies a level of growth that aims to provide an appropriate balance of household and jobs growth. Whilst some of the jobs growth will come from existing local businesses, the county would also benefit from attracting businesses that can benefit from what Monmouthshire has to offer and which are looking to create higher paying jobs in a range of sectors. We will therefore continue to raise the profile of Monmouthshire as a key investment opportunity for the private sector in order to increase the number of businesses relocating to Monmouthshire.



# DRAFT -Action Plan



Place  
A vibrant,  
greener  
Monmouthshire

Theme	Objective	The action we will take	How we will measure progress	Target date	Also cited within	Owner
Place: A vibrant, greener Monmouthshire	Promote the competitiveness and diversity of our economy	<ul style="list-style-type: none"> <li>Develop and deliver a communication and marketing plan promoting Monmouthshire as an investment opportunity.</li> </ul>	<ul style="list-style-type: none"> <li>Communication and marketing plan developed.</li> <li>Number of new enquiries received.</li> </ul>	October 2024  Annually		Economy, Employment & Skills Team
	Support the vitality of our town centres	<ul style="list-style-type: none"> <li>Seek the investment to implement the existing placemaking plans in Caldicot, Usk, Wye Valley Villages and Chepstow.</li> <li>Work with local people to create Placemaking Plans for Monmouth, Abergavenny, and Magor.</li> <li>Work with property owners and landlords to minimise town centre vacancies.</li> </ul>	<ul style="list-style-type: none"> <li>Creation of new placemaking plans for Monmouth, Abergavenny, and Magor.</li> <li>Town centre footfall.</li> <li>Percentage of vacant town centre premises.</li> </ul>	May 2028  Annually Annually	Community & Corporate Plan	Placemaking, Highways and Flood Team

# DRAFT -Action Plan

Theme	Objective	The action we will take	How we will measure progress	Target date	Also cited within	Owner
Place: A vibrant, greener Monmouthshire	Support transition towards net zero and protect our environment	<ul style="list-style-type: none"> <li>• Develop an EVCI strategy for the County which will increase the availability of charging infrastructure, to support the switch to low emissions vehicles.</li> <li>• Continue to deliver an accredited Carbon Literacy programme for businesses, residents, and community leaders to empower change.</li> <li>• Set up and promote webpage to provide signposting to support and advice on energy efficiency and decarbonisation for businesses.</li> <li>• Identify and develop the skills needed by industries of the future including green jobs/apprenticeships, working with the Regional Skills Partnership.</li> <li>• Engage with local businesses in the development and delivery of the Local Area Energy Plan.</li> </ul>	<ul style="list-style-type: none"> <li>• Number of publicly available EV charging points in Monmouthshire.</li> <li>• Number of businesses received training in Carbon Literacy.</li> <li>• Number of visits to website page / references to support and advice.</li> </ul>	<p>May 2028 Annually</p> <p>Annually</p> <p>Annually</p>	<p>Corporate &amp; Community Plan</p> <p>Climate Emergency Strategy</p>	<p>Decarbonisation Team;</p> <p>Economy, Employment and Skills Team;</p> <p>Climate and Sustainability Policy Team</p>

# DRAFT - Action Plan

Theme	Objective	The action we will take	How we will measure progress	Target date	Also cited within	Owner
Place: A vibrant, greener Monmouthshire	Support rural diversification	<ul style="list-style-type: none"> <li>Collaborating with partners, facilitate knowledge exchange and transfer to increase local understanding and adoption of sustainable and regenerative farming practices.</li> <li>Offer networking, signposting and, where appropriate, grant funding opportunities to support rural diversification.</li> </ul>	<ul style="list-style-type: none"> <li>Number of farming businesses supported.</li> <li>Number of people attending agricultural practices training sessions.</li> <li>Number of rural decarbonisation plans developed as a result of support.</li> <li>Number of businesses adopting new to firm processes or technologies as a result of support.</li> </ul>	March 2025 Annually Annually  Annually  Annually	Community and Corporate Plan	Food Sustainability Team  Economy, Employment and Skills Team

# DRAFT - Action Plan

Theme	Objective	The action we will take	How we will measure progress	Target date	Also cited within	Owner
<p>Place: A vibrant, greener Monmouthshire</p>	<p>Enhance the experience of visitors and deliver sustainable growth in our tourism economy</p>	<ul style="list-style-type: none"> <li>• Manage Monmouthshire’s Destination Partnership.</li> <li>• Explore partnership opportunities to enable a future review of Monmouthshire’s 2017-2020 Destination Management Plan.</li> <li>• Management of externally funded projects to deliver destination improvements and marketing.</li> <li>• Develop, deliver, and monitor annual Visit Monmouthshire and Visit Southern Wales Destination Marketing Plans to achieve agreed growth targets and distribute benefits more evenly across year and destination.</li> <li>• Manage and share destination intelligence to inform destination management decisions and strategy.</li> <li>• Develop &amp; deliver tailored business support to visitor economy businesses.</li> </ul>	<ul style="list-style-type: none"> <li>• No of partners attended Annual meetings of Destination Partnership.</li> <li>• Opportunity to review Monmouthshire’s Destination Management Plan found.</li> <li>• Amount of funding claimed for destination improvements.</li> <li>• Specific destination improvements delivered.</li> <li>• Monitoring of Marketing KPIs.</li> <li>• STEAM volume, value &amp; FTE figures in peak and off-peak periods.</li> <li>• Annual update of Monmouthshire bed stock databases completed.</li> <li>• Number of decisions informed by destination intelligence.</li> <li>• Visitor economy business satisfaction survey completed.</li> <li>• Number of businesses supported.</li> </ul>	<p>Annually</p> <p>March 2024</p> <p>March 2025</p> <p>March 2025</p> <p>Annually</p> <p>Annually</p> <p>Annually</p> <p>Annually</p> <p>Annually</p>		<p>MonLife</p>

# DRAFT - Action Plan



People  
A fairer,  
more successful  
Monmouthshire

Theme	Objective	The action we will take	How we will measure progress	Target date	Also cited within	Owner
People: A fairer, more successful Monmouthshire	Support a balanced change in the demographic profile of our county	<ul style="list-style-type: none"> <li>Provide a range and choice of homes that enable a younger population to both live and work within Monmouthshire.</li> </ul>	<ul style="list-style-type: none"> <li>Number of affordable homes approved per annum.</li> <li>Number of entry level market homes approved per annum (1, 2 and 3 bed homes).</li> </ul>	2033 Annually	Replacement Local Development Plan	Placemaking, Planning & Flood Team
	Support the creation of 6,240 sustainable job opportunities	<ul style="list-style-type: none"> <li>Allocate a sufficient supply of employment land and protect the County's employment land*.</li> <li>Provide support for the creation of 6,240 sustainable job opportunities.</li> </ul>	<ul style="list-style-type: none"> <li>Net employment land supply*.</li> <li>Take-up of employment land*.</li> <li>Amount of employment land lost to non-employment uses (i.e., non-B1, B2, B8 uses).</li> <li>Proportion of economically active population.</li> <li>Number of working age people supported into employment through action by the local authority.</li> </ul>	2033 Annually Annually Annually	Replacement Local Development Plan	Placemaking, Highways and Flood Team  Economy, Employment & Skills Team

# DRAFT - Action Plan

Theme	Objective	The action we will take	How we will measure progress	Target date	Also cited within	Owner
People: A fairer, more successful Monmouthshire	Equip people with skills and qualifications to enter employment, enable employment progression and explore a Skills Centre in Monmouthshire	<ul style="list-style-type: none"> <li>Enhance delivery of employability programmes and build partnership with employers and local businesses.</li> <li>Provide support to move economically inactive residents closer to the labour market.</li> <li>Set up a local skills task and finish group to review results of skills gap analysis.</li> <li>Explore the feasibility of a Skills Centre in Monmouthshire with businesses, further and higher education partners and training providers.</li> </ul>	<ul style="list-style-type: none"> <li>Number of qualifications gained.</li> <li>Number of people with improved skills.</li> <li>Number of local businesses engaged.</li> <li>Number of economically inactive residents engaged who have been out of work for over 18 months.</li> <li>Skills gap analysis with local businesses and employers completed.</li> <li>Number of businesses, further and higher education partners and training providers engaged.</li> </ul>	Annually Annually Annually Annually September 2024 March 2025		Economy, Employment & Skills team

# DRAFT - Action Plan

Theme	Objective	The action we will take	How we will measure progress	Target date	Also cited within	Owner
People: A fairer, more successful Monmouthshire	Collaborate with comprehensive schools, further and higher education partners to enhance access and networks	<ul style="list-style-type: none"> <li>• Develop a broader 14-19 offer including more collaboration between comprehensive schools and further education partners.</li> <li>• Create more equitable availability of Level 3 general courses by developing a Monmouthshire E-sgol learning network.</li> <li>• Develop a broader educational offer to include both academic and vocational pathways for post 16 learners through a suite of publicly funded Level 2 post 16 vocational qualifications that provide a direct, post Sixth Form, route into employment or further Level 3 study if desired.</li> <li>• Work based learning, which is integral to all qualifications, will be provided by MCC or other work-based partners.</li> <li>• Work with Coleg Gwent to broaden their Level 1 and 2 offer at the Usk Campus.</li> <li>• Working with local businesses and schools to enhance apprenticeship opportunities.</li> </ul>	<ul style="list-style-type: none"> <li>• Number of Level 3 general course available to post 16 learners 2023-24.</li> <li>• The number of Monmouthshire learners following E-sgol courses has increased from 2022-23.</li> <li>• Number of Pathways to Employment programmes available to learners.</li> <li>• Number of learners registering for courses.</li> <li>• Work based learning partners confirmed for September 2024.</li> <li>• Increased Level 1 and 2 provision.</li> <li>• Number of schools and business engagement.</li> <li>• Number of residents taking up apprenticeship opportunities in the county.</li> <li>• Number of businesses offering apprenticeship opportunities, in particular STEMs.</li> </ul>	September 2023-24  September 2023-24  December 2023  Feb 2024 & Sept 2024 January 2024  September 2024 September 2024 September 2024  September 2024		Sustainable Schools Education Advisor  Economy, Employment & Skills Team



# DRAFT - Action Plan



Theme	Objective	The action we will take	How we will measure progress	Target date	Also cited within	Owner
Enterprise: A thriving, ambitious Monmouthshire	Support the sustainable growth of existing businesses including our larger businesses	<ul style="list-style-type: none"> <li>Ensure Business support is targeted to meet the needs of existing and larger businesses.</li> </ul>	<ul style="list-style-type: none"> <li>Number of existing businesses supported.</li> </ul>	March 2025 Annually		Economy, Employment & Skills team
	Find our place in relation to regional growth sectors	<ul style="list-style-type: none"> <li>Be a participative strategic, economic partner, unlocking additional investment into the county and region, accelerating economic growth and productivity.</li> <li>Build strong relationships and networks, identifying joint approaches or sharing services where it is cost effective.</li> </ul>	<ul style="list-style-type: none"> <li>Amount of investment attracted.</li> <li>No. of joint approaches instigated.</li> </ul>	March 2025 Annually		Economy, Employment & Skills team
	Increase uptake of support for people wishing to start or grow a business	<ul style="list-style-type: none"> <li>Develop a communications and marketing plan to raise awareness of the support provided by Business Monmouthshire and partners.</li> </ul>	<ul style="list-style-type: none"> <li>Number of new and existing businesses supported.</li> </ul>	March 2025 Annually		Economy, Employment & Skills team

# DRAFT - Action Plan

Theme	Objective	The action we will take	How we will measure progress	Target date	Also cited within	Owner
Enterprise: A thriving, ambitious Monmouthshire	Continue to foster a strong entrepreneurial culture	<ul style="list-style-type: none"> <li>Provide support to those exploring self-employment, to enable them to progress their aspirations.</li> </ul>	<ul style="list-style-type: none"> <li>Number of new businesses started.</li> <li>Number of potential entrepreneurs provided assistance to be business ready.</li> </ul>	March 2025 Annually March 2025 Annually		Economy, Employment & Skills team
	Encourage innovation and clustering	<ul style="list-style-type: none"> <li>Work with regional partners and networks to develop innovation and clustering in sectors such as food, advanced manufacturing, construction, and MedTech.</li> </ul>	<ul style="list-style-type: none"> <li>Number of new clusters developed.</li> </ul>	March 2025		Economy, Employment & Skills team

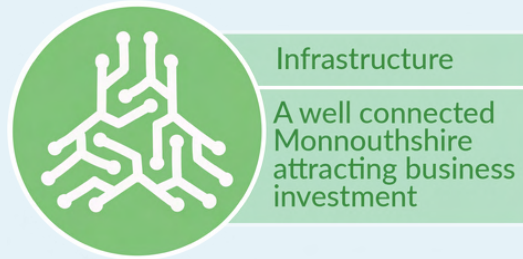
# DRAFT - Action Plan

Theme	Objective	The action we will take	How we will measure progress	Target date	Also cited within	Owner
Enterprise: A thriving, ambitious Monmouthshire	Make public procurement spend more accessible	<ul style="list-style-type: none"> <li>Review and update key systems to allow reporting on the number of local businesses bidding for and winning Council contracts.</li> <li>Review and update standard tender documentation to ensure it encourages both staff and our suppliers and contractors to buy locally and where appropriate make it a requirement for contractors to advertise supply chain opportunities through Sell2Wales and to hold Meet the Buyer Events.</li> <li>Undertake an analysis of spend data to better understand where there are supply voids and opportunities to increase use of local supply.</li> <li>Undertake a survey of local businesses and third sector to understand barriers to doing business with the Council.</li> <li>Engage with partners such as Business Wales, Business in Focus and South Wales Chamber of Commerce to improve the skills of local SMEs to access public sector business opportunities.</li> </ul>	<ul style="list-style-type: none"> <li>The ability to be able to identify local tier 1 spend and spend generated across the supply chain.</li> <li>Increase in the number of tenders that are advertised locally.</li> <li>Increase in the percentage of local spend being awarded.</li> <li>Data that identifies categories of spend that are procured outside of our County, Cardiff Capital Region, Wales, and our bordering English counties. Targeted communications to businesses within the locality to identify where opportunities may exist.</li> <li>Increase in the number of local businesses that are accessing and securing Council contracts.</li> </ul>	<p>2028</p> <p>March 2024</p> <p>November 2023</p> <p>January 2024</p> <p>Ongoing</p>	Socially Responsible Procurement Strategy	Estates and Sustainability Team

# DRAFT - Action Plan

Theme	Objective	The action we will take	How we will measure progress	Target date	Also cited within	Owner
Enterprise: A thriving, ambitious Monmouthshire	Foster a thriving local food economy	<ul style="list-style-type: none"> <li>Working with partners, promote local food businesses to residents and visitors.</li> <li>Encourage new trading relationships between local food enterprises.</li> <li>Offer networking, signposting and, where appropriate, grant funding opportunities to support local food and drink businesses and entrepreneurs.</li> <li>Work with key supply-chain partners to increase the amount of local or UK produce available to MCC settings.</li> <li>Explore the feasibility and desirability of investment in key supply-chain infrastructure.</li> </ul>	<ul style="list-style-type: none"> <li>Number of events and/or information dissemination activities to promote local food businesses.</li> <li>Number of enterprises supported.</li> <li>Number of potential entrepreneurs supported.</li> <li>Number of local trading relationships established.</li> <li>Amount of local or UK produce served in MCC settings.</li> </ul>	<p>March 2025</p> <p>Annually</p> <p>Annually</p> <p>Annually</p> <p>Annually</p>		Food Sustainability Team

# DRAFT - Action Plan



\*Relates to B Use Classes

Theme	Objective	The action we will take	How we will measure progress	Target date	Also cited within	Owner
Infrastructure: A well-connected Monmouthshire attracting business investment	Inform the use and distribution of employment land and premises	<ul style="list-style-type: none"> <li>The RLDP will allocate a sufficient supply of employment land and protect the County's employment land*.</li> </ul>	<ul style="list-style-type: none"> <li>Net employment land supply*.</li> <li>Take-up of employment land*. (*Relates to B Use Classes)</li> <li>Amount of employment land lost to non-employment uses (i.e. non-B1, B2, B8 uses).</li> </ul>	2033 Annually Annually  Annually	Replacement Local Development Plan	Placemaking, Highways and Flood Team
	Explore the Council's role in the delivery of employment floorspace	<ul style="list-style-type: none"> <li>Continue to advertise and promote opportunities for employment or job creation across MCC's investment portfolio.</li> </ul>	<ul style="list-style-type: none"> <li>No. of new lettings aligned with this objective.</li> </ul>	Annually		Estates and Sustainability Team
	Support improvements in digital connectivity	<ul style="list-style-type: none"> <li>Assist broadband providers in their rollout plans to reduce digital deprivation in the county.</li> <li>Pursue opportunities for the deployment of new technology test beds such as 5G.</li> </ul>	<ul style="list-style-type: none"> <li>% of Monmouthshire premises with access to gigabit-capable broadband.</li> <li>No. of new connectivity projects participated in.</li> </ul>	March 2025		Head of Community Enterprise and Animation

# DRAFT - Action Plan

Theme	Objective	The action we will take	How we will measure progress	Target date	Also cited within	Owner
<p>Infrastructure: A well-connected Monmouthshire attracting business investment</p>	<p>A sustainable transport system that contributes to our economic ambitions and vision of the Local Transport Plan.</p>	<ul style="list-style-type: none"> <li>• Implement the local transport plan.</li> <li>• Work with neighbouring authorities to improve transport infrastructure which reduces congestion and to improve connectivity and sustainable transport options.</li> <li>• Ensure town centres are accessible via active travel by developing routes up to 3 miles with a focus on travel to; schools, town centres, key employment sites, bus, and rail stations.</li> <li>• Maintain a sustainable and accessible public bus network (including community transport) that serves our town centres.</li> <li>• Work with partners to invest in better bus infrastructure and increase the frequency of the buses that link our towns with neighbouring villages.</li> <li>• Work with partners to enhance the local railway system including the development of a new station at Magor, improvements at Severn Tunnel Junction and Abergavenny to improve access and usage.</li> <li>• Work with partners to increase the frequency of train services, creating plans for a metro that links Monmouthshire to Bristol, Newport, and Cardiff.</li> </ul>	<ul style="list-style-type: none"> <li>• Deliver measures in the Local Transport Plan.</li> <li>• Number of active travel routes created or enhanced.</li> <li>• Number of buses to/from town centres.</li> <li>• Number of bus stops with flags, timetables &amp; shelters.</li> <li>• Number of bus passengers.</li> <li>• Number of bus services at railway stations.</li> <li>• Number of people using Monmouthshire towns centre railway stations.</li> </ul>	<p>May 2028</p>	<p>Community &amp; Corporate Plan</p> <p>Draft Local Transport Plan</p>	<p>Passenger Transport Planning Team / Active Travel Team / Highways team</p>

# DRAFT - Action Plan

Theme	Objective	The action we will take	How we will measure progress	Target date	Also cited within	Owner
Infrastructure: A well-connected Monmouthshire attracting business investment	Attract investment from larger high value enterprises.	<ul style="list-style-type: none"> <li>• Develop and deliver a communication and marketing plan promoting Monmouthshire as an investment opportunity.</li> <li>• Working with Welsh, Government and Cardiff Capital Region to identify opportunities to attract investment.</li> </ul>	<ul style="list-style-type: none"> <li>• Number of new inquiries received in response to communication and marketing activity.</li> </ul>	Annually		Economy, Employment & Skills Team

This page is intentionally left blank





## Appendix 2: Integrated Impact Assessment document (incorporating Equalities, Future Generations, Welsh Language and Socio-Economic Duty)

<p><b>Name of the Officer completing the evaluation</b></p> <p>Hannah Jones E-mail: <a href="mailto:hannahjones@monmouthshire.gov.uk">hannahjones@monmouthshire.gov.uk</a></p>	<p><b>Please give a brief description of the aims of the proposal</b></p> <p>To approve the Economy, Employment and Skills Strategy 2023 and Action Plan.</p>
<p><b>Name of Service area</b></p> <p>Economy, Employment and Skills</p>	<p><b>Date</b></p> <p>5<sup>th</sup> December 2023</p>

### 1. Are your proposals going to affect any people or groups of people with protected characteristics?

Protected Characteristics	Describe any positive impacts your proposal has on the protected characteristic	Describe any negative impacts your proposal has on the protected characteristic	What has been/will be done to mitigate any negative impacts or better contribute to positive impacts?
Age	Resourcing the Economy, Employment and Skills Strategy and Action Plan and in particular the fair work and shared prosperity agenda has the potential to positively impact on people or groups of people with protected characteristics.	The purpose of this proposal is to embrace the Well Being of Future Generations Act ensuring that all protected characteristics are positively impacted upon.	Where any negative impacts are identified the Economy, Employment and Skills team, MCC colleagues and partners will seek to address them by taking an inclusive approach.
Disability	As Above	As Above	As Above
Gender reassignment	As Above	As Above	As Above

Marriage or civil partnership	As Above	As Above	As Above
Pregnancy or maternity	As Above	As Above	As Above
Race	As Above	As Above	As Above
Religion or Belief	As Above	As Above	As Above
Sex	As Above	As Above	As Above
Sexual Orientation	As Above	As Above	As Above

Page 99

## 2. The Socio-economic Duty and Social Justice

The Socio-economic Duty requires public bodies to have due regard to the need to reduce inequalities of outcome which result from socio-economic disadvantage when taking key decisions This duty aligns with our commitment as an authority to Social Justice.

Socio-economic Duty and Social Justice	Describe any positive impacts your proposal has in respect of people suffering socio economic disadvantage	Describe any negative impacts your proposal has in respect of people suffering socio economic disadvantage.	What has been/will be done to mitigate any negative impacts or better contribute to positive impacts?
--	--	---	---

<p>The Economy, Employment and Skills Strategy and Action Plan has at its heart the key principles of the Well Being of Future Generations (Wales) Act which is explicit about creating “A more Equal Wales” which is reflected in the Strategy’s priority theme – A fairer, more successful Monmouthshire “through sustainable job opportunities, and qualifications and skills that enable employment progression.</p>	<p>No negative impacts have been identified. If they are subsequently brought to our attention, we will collectively look to address.</p>	<p>The Council’s approval of the Economy, Employment and Skills Strategy and Action Plan will support the fair place objective – <i>“to live where the effects of inequality and poverty have been reduced”</i> within the Community and Corporate Plan.</p>
--	---	--

3. Policy making and the Welsh language			
How does your proposal impact on the following aspects of the Council's Welsh Language Standards?	Describe the positive impacts of this proposal	Describe the negative impacts of this proposal	What has been/will be done to mitigate any negative impacts or better contribute to positive impacts.
<p><b>Policy Making</b> The Council's Economy, Employment and Skills Strategy and Action Plan has been developed to embrace the requirements of the Welsh Language standards (amongst a number of other pieces of legislation) to ensure that they deliver beneficial outcomes.</p>	<p>Whilst the Economy, Employment and Skills Strategy does not reference the Council's Welsh Language Standards directly we will ensure that our priority themes and objectives practice support events and processes which promote Welsh language and culture.</p>	<p>None identified</p>	<p>None identified</p>
<p><b>Operational</b> The Strategy Action Plan will ensure that the Council's Welsh Language Standards are applied when required.</p>	<p>The Strategy Action Plan will have a positive impact on the Council's Welsh Language standards.</p>	<p>None identified</p>	<p>None identified</p>




<b>Service delivery</b>			
See response provided under "Operational"	See response provided under "Operational"	None identified	None identified

**4. Does your proposal deliver any of the well-being goals below?**



<b>Well-Being Goal</b>	<b>Does the proposal contribute to this goal? Describe the positive and negative impacts.</b>	<b>What actions have been/will be taken to mitigate any negative impacts or better contribute to positive impacts?</b>
<b>A prosperous Wales</b> Efficient use of resources, skilled, educated people, generates wealth, provides jobs	The strategy priority themes: <b>"People</b> – A fairer, more successful Monmouthshire" will help create sustainable job opportunities and enable employment progression through skills development and qualifications, driving community wealth and better jobs across the county.  <b>"Enterprise-</b> A thriving and ambitious Monmouthshire" will support an increase in people wishing to start or grow a business, the sustainable growth of existing businesses including our larger businesses and foster a thriving local food economy. This will support shared prosperity across the county.	No impact identified
<b>A resilient Wales</b> Maintain and enhance biodiversity and ecosystems that support resilience and can adapt to change (e.g., climate change)	The strategy priority theme: <b>"Place</b> – A vibrant, greener Monmouthshire" will encourage transition towards net- zero in line with the Welsh Government target of becoming carbon – neutral by 2030. This includes activities to encourage and support residents and businesses to take their own actions to reduce their carbon emissions making a positive contribution to addressing the climate and nature emergency.	No impact identified.

<p><b>A healthier Wales</b> People's physical and mental wellbeing is maximised, and health impacts are understood</p>	<p>The strategy priority themes.</p> <p><b>“People:</b> Equip people with skills and qualifications to enter employment, enable employment progression and explore a Skills Centre in Monmouthshire” will support economically inactive residents who are furthest away from the labour market with mental wellbeing concerns to engage in vocational skills and employment.</p> <p><b>“Enterprise:</b> A thriving, ambitious Monmouthshire” will make public procurement spend more accessible, which will indirectly impact positively on the mental and physical health of our citizens. It also has the potential to harness positive outcomes by increasing equitable community benefits and the social value delivered by suppliers.</p>	<p>No impact identified.</p>
<p><b>A Wales of cohesive communities</b> Communities are attractive, viable, safe, and well connected</p>	<p>The strategy priority themes:</p> <p><b>“Place-</b> A vibrant, greener Monmouthshire” will support the vitality of our town centres by developing an ambitious vision and a clear plan for each of them through Placemaking Plans which will make them more attractive and viable.</p> <p><b>“Infrastructure-</b> A well – connected Monmouthshire attracting business investment” will support improvements in digital connectivity and key public transport services in order to realise a well-connected county.</p>	<p>No impact identified</p>

<p><b>A globally responsible Wales</b> Taking account of impact on global well-being when considering local social, economic, and environmental wellbeing</p>	<p>The Economy, Employment and Skills Strategy and Action Plan are predicated on the themes of the Well Being of Future Generations Act which ensures that all four priority themes and objectives are positioned to positively impact on local, social, economic, cultural, and environmental well-being.</p>	<p>Positive impacts, as documented in the Economy, Employment and Skills Strategy and Action Plan.</p>
<p><b>A Wales of vibrant culture and thriving Welsh language</b> Culture, heritage, and Welsh language are promoted and protected. People are encouraged to do sport, art and recreation</p>	<p>The strategy priority theme:</p> <p><b>Place</b> – A vibrant, greener Monmouthshire will enhance the experience for visitors and deliver sustainable growth in our tourism economy promoting and protecting our culture, heritage, and Welsh language in line with needs and expectations</p>	<p>No impact identified</p>
<p><b>A more equal Wales</b> People can fulfil their potential no matter what their background or circumstances</p>	<p>The Economy, Employment and Skills Strategy and Action Plan are built around the need to create a more equal County.</p> <p>The strategy priority themes:</p> <p><b>“People</b> – A fairer, greener Monmouthshire” will</p> <ul style="list-style-type: none"> <li>• support the creation of 6,240 sustainable job opportunities,</li> <li>• equip people regardless of background or circumstance to gain new skills and qualifications for employment progression and</li> <li>• better access to further education and higher education opportunities enabling people to fulfil their potential.</li> </ul> <p>We anticipate that the actions outlined within the action plan will create the right conditions to help fulfil their potential.</p>	<p>No impact identified</p>
<p><b>5. How has your proposal embedded and prioritised the sustainable governance principles in its development?</b></p>		

Sustainable Development Principle	Does your proposal demonstrate you have met this principle? If yes, describe how. If not explain why.	Are there any additional actions to be taken to mitigate any negative impacts or better contribute to positive impacts?
 <p>Long Term</p> <p>Balancing short term need with long term and planning for the future</p>	<p>The Economy, Employment and Skills Strategy has at its heart a desire and commitment to think and act sustainably, balancing short and long term need through the actions and measures set out in the Action Plan</p>	<p>Short- and long-term interventions set out in the Action Plan which will be reviewed on a six monthly basis and progress reported through the Service Business Plan, with updates to Place Scrutiny Committee as needed.</p>
 <p>Collaboration</p> <p>Working together with other partners to deliver objectives</p>	<p>The priority themes and objectives outlined in the Economy, Employment and Skills Strategy and Action Plan have been developed with MCC Senior Leadership Team, Service Area Manager, Elected Member, Local Businesses Further and Higher Education Partners, Welsh Government and the Cardiff Capital Region City Deal through a series of Business Engagement workshops to consider the findings of the Economic Analysis, key challenges constraining Monmouthshire from growing its economy and the emerging priority themes and objectives over the past 6 months to help the County realise its ambitions.</p>	<p>No impact identified.</p>
 <p>Involvement</p> <p>Involving those with an interest and seeking their views</p>	<p>The Economy, Employment and Skills Strategy and Action Plan involved meetings with Welsh Government and Cardiff Capital Region City Deal to discuss constraints and opportunities for Monmouthshire's economic future growth and investment, in line with National and Regional policy and plans. The purpose being to develop and deliver a Strategy that will transform the county's economy to a new level of employment and business growth and prosperity for all.</p>	<p>No impact identified</p>



	<p>Putting resources into preventing problems occurring or getting worse</p>	<p>The Economy, Employment and Skills Strategy and Action Plan identifies a multitude of actions against four priority themes and objectives that provides focus for the lifetime of the strategy and seeks to prevent problems occurring or getting worse</p>	<p>The Action Plan will need to be collectively owned by all relevant stakeholders within the Council and beyond.</p>
	<p>Considering impact on all wellbeing goals together and on other bodies</p>	<p>Integration is of paramount importance if the Economy, Employment and Skills Strategy and Action Plan are to achieve its visions. A collective endeavour is required to ensure that we understand the challenges facing our economy and opportunities for sustainable employment growth and for creating the conditions for shared prosperity.</p>	<p>No impact identified</p>
<p><b>6. Council has agreed the need to consider the impact its decisions has on the following important responsibilities: Corporate Parenting and Safeguarding. Are your proposals going to affect any of these responsibilities?</b></p>			
<p><b>Describe any positive impacts your proposal has</b></p>	<p><b>Describe any negative impacts your proposal has</b></p>	<p><b>What will you do/ have you done to mitigate any negative impacts or better contribute to positive impacts?</b></p>	

<b>Safeguarding</b>	Safeguarding has been considered in the shaping and development of strategy priority themes and objectives. Our aspiration is <i>to foster a diverse greener, and circular economy, generating sustainable employment growth and creating conditions for shared prosperity</i>	No negative impacts identified	
<b>Corporate Parenting</b>	Non applicable		

## 7. What evidence and data has informed the development of your proposal?

The Economy, Employment and Skills Advisory Group which was established in January 2023 to offer advice and guidance on the development of the Strategy agreed to commission an economic analysis of Monmouthshire to inform the developing Strategy. Lichfield were successful and commissioned in April 2023. The company had previously undertaken a 'Review of employment evidence and strategy' in relation to the Monmouthshire Replacement Local Development Plan and as it is essential that the EES aligns with the Replacement Local Development Plan (RLDP) and draft Local Transport Plan (LTP) it was felt they were an appropriate choice. The Replacement Local Development Plan is expected to be adopted in Summer 2025 and will set out the planning policy framework to enable the provision of approximately 6,240 additional jobs between 2018 and 2033 (416 jobs per annum), including allocating at least 38ha of employment land and including policies to facilitate economic growth. The purpose of this research was therefore to provide insight and identify future trends that would inform an Economy, Employment & Skills strategy for Monmouthshire, within the context of the ambition of the RLDP, providing:

- Long term forecasts of GVA (UK, Wales, and Monmouthshire).
- Analysis of Monmouthshire household spend.
- Competitive analysis (including the Cardiff Capital Region, Gloucestershire, Herefordshire, and the West of England Combined Authority.)
- SWOT analysis for the Monmouthshire economy
- Sectoral analysis
- The most appropriate growth sectors that will provide the economies of the future for Monmouthshire and the rationale for these, taking account of key sectors identified by neighbouring authorities, including the Cardiff Capital Region, Gloucestershire, Herefordshire, and the West of England Combined Authority.
- Investor needs/motivations relating to the identified growth sectors to inform an updated inward investment prospectus.
- An overview of the accommodation and locational needs of existing businesses and the identified growth sectors and potential inward investors over the life of the replacement Local Development Plan
- Potential policy interventions that could be considered to support future economic prosperity.

**8. SUMMARY: As a result of completing this form, what are the main positive and negative impacts of your proposal, how have they informed/changed the development of the proposal so far and what will you be doing in future?**

The enclosed "Economy, Employment and Skills Strategy" and Action Plan has been developed after a number of external influences such as Brexit, cost of living crisis, the climate and nature crisis.

In addition, the economic impact that has been experienced by our communities and associated cost pressures which have escalated since the Covid 19 pandemic and exacerbated further with the tensions in Ukraine.

The Council has approved the Community and Corporate Plan, and we anticipated that this Strategy and Action Plan will help deliver some of the required positive impacts, namely:

**Place: – A vibrant, greener Monmouthshire**

- Promote the distinctive diversity of Monmouthshire as a county of opportunity.
- Support the vitality of our town centres.
- Support the transition towards net zero and protect our environment.
- Support rural diversification.
- Enhance the experience for visitors and deliver sustainable growth in our tourism economy.

**People: - A fairer, more successful Monmouthshire**

- Support a balanced change in the demographic profile of our county.
- Support the creation of 6,240 sustainable job opportunities.
- Equip people with skills and qualifications to enter employment, enable employment progression and explore a Skills Centre in Monmouthshire
- Collaborate with comprehensive schools, further and higher education partners to enhance access and networks.

**Enterprise: - A thriving, ambitious, Monmouthshire**

- Support the sustainable growth of existing businesses including our larger businesses.
- Finding our place in relation to regional growth opportunities
- Increase uptake of support for people wishing to start or grow a business.
- Continue to foster a strong entrepreneurial culture.
- Encourage innovation and clustering in sectors.
- Make public procurement spend more accessible
- Foster a thriving local food economy.

**Infrastructure: - A well- connected Monmouthshire attracting business investment**

- Inform the use and distribution of employment land and premises.
- Explore the Council's role in the delivery of employment floor space.
- Support improvements in digital connectivity

- Support improvements to key public transport services
- Attract investment from larger high value enterprises.

We do not envisage any negative impacts of the strategy and action plan.

**9. ACTIONS: As a result of completing this form are there any further actions you will be undertaking? Please detail them below, if applicable.**

What are you going to do	When are you going to do it?	Who is responsible
No impact identified	No impact identified	No impact identified

**10. VERSION CONTROL: The Equality and Future Generations Evaluation should be used at the earliest stage, such as informally within your service, and then further developed throughout the decision-making process. It is important to keep a record of this process to demonstrate how you have considered and built-in equality and future generations considerations wherever possible.**

Page 10

Version No.	Decision making stage	Date considered	Brief description of any amendments made following consideration
1.	Place Scrutiny Committee	14 <sup>th</sup> December 2023	
2.	Cabinet	7 <sup>th</sup> February 2024	

This page is intentionally left blank

Celebrating  
**60**  
years

# **Growing Monmouthshire's Future Economy Economic Analysis**

**Final Report**

Monmouthshire County Council

29 June 2023

# **Lichfields is the pre-eminent planning and development consultancy in the UK**

**Celebrating 60 years  
of innovation in planning.**

**[lichfields.uk](http://lichfields.uk)**



# Contents

<b>1.0</b>	<b>Introduction</b>	<b>1</b>
	Context	1
<b>2.0</b>	<b>Policy context</b>	<b>4</b>
	Wales	4
	Cardiff Capital Region (CCR)	6
	Monmouthshire	8
	Summary	11
<b>3.0</b>	<b>Demographic context</b>	<b>13</b>
	Population	13
	Implications for strategy	21
<b>4.0</b>	<b>Socio-economic context</b>	<b>23</b>
	Economic activity	23
	Unemployment	25
	Educational attainment	30
	Earnings	31
	Household Expenditure	32
	Deprivation	36
	Implications for strategy	37
<b>5.0</b>	<b>Connectivity</b>	<b>39</b>
	Physical connectivity	39
	Commuting	42
	Digital connectivity	44
	Implications	47
<b>6.0</b>	<b>Employment and business profile</b>	<b>49</b>
	Introduction	49
	Context	49
	Employment	49

	GVA	54
	Business demography	60
	Implications for strategy	64
<b>7.0</b>	<b>Supply of Employment Space</b>	<b>66</b>
	Existing stock and change over time	66
	Take-up	70
	Implications for strategy	72
<b>8.0</b>	<b>Recommendations – towards an economic strategy for Monmouthshire</b>	<b>74</b>
	Introduction	74
	Approach	74
	Broad structure of the strategy	74
	Outline SWOT analysis	75
	Rationale for a Vision and core objectives	77
	Key outcomes and initiatives	78
	Delivery considerations	83
	Next steps	84

## Figures

Figure 1.1 Overview of comparator areas	2
Figure 3.1 Age profile of Monmouthshire, CCR, Former Bristol JSP, Gloucestershire, and Herefordshire	14
Figure 3.2 Change in working age population 2011-2021 across CCR area	16
Figure 3.3 Change in median house price from 1995 to 2022 in local authorities in the CCR	19
Figure 3.4 Mean market price paid for new build dwellings/sqft	20
Figure 3.5 Change to affordability ratio from 2012 to 2022	21
Figure 4.1 Reasons for economic inactivity	24
Figure 4.2 Proportion of population reporting good or very good health	25
Figure 4.3 Unemployment rate from 2004 to 2022	26
Figure 4.4 Employment by occupation SOC major groups	27
Figure 4.5 Tenure by occupation in Monmouthshire	28
Figure 4.6 Jobs by SOC major group 2010	30
Figure 4.7 Educational attainment of working age population	31
Figure 4.8 Household Disposable income per capita (2019 prices)	33
Figure 4.9 Final household consumption expenditure (2019 prices) per capita	34
Figure 4.10 Household income by town centre	35
Figure 4.11 English and Welsh IMD rank	37
Figure 5.1 Locations of train stations	39
Figure 5.2 Car ownership by household	41
Figure 5.3 Off-peak drive times from main settlements in Monmouthshire	42
Figure 5.4 Commuting trends for Monmouthshire	43
Figure 5.5 Digital connectivity in Monmouthshire 2022	45
Figure 6.1 Employment by sector in Monmouthshire (2022)	51
Figure 6.2 Share of total employment by B Class sector (2022)	52
Figure 6.3 Change in employment type by use class in Monmouthshire and comparator areas from 1997 to 2022	53
Figure 6.4 Change in employment type by use class in Monmouthshire and comparator areas from 2012 to 2022	54

Figure 6.5 GVA by sector in Monmouthshire (2022)	56
Figure 6.6 Share of total GVA by B Class sector (2022)	57
Figure 6.7 GVA per job in Monmouthshire and comparator areas by employment use class	58
Figure 6.8 Change in GVA from 1997 to 2022 by employment use class	59
Figure 6.9 GVA change from 2012 to 2022	60
Figure 6.10 Proportion of businesses by turnover band	61
Figure 6.11 Proportion of businesses by size band	62
Figure 6.12 Average turnover per business and change 2010-2020 by area	63
Figure 6.13 Business survival rates in Monmouthshire and comparator areas (2021)	64
Figure 7.1 Office and Industrial space in Monmouthshire, 2001-2022	66
Figure 7.2 Office and Industrial Properties within Monmouthshire	69
Figure 7.3 Office Take-Up by Size in Monmouthshire, 2012-2022	71
Figure 7.4 Industrial Take-Up by Size in Monmouthshire, 2012-2022	72
Figure 1.1 Projected employment growth (2022-2043) across Monmouthshire and comparator areas	89
Figure 1.2 Projected employment change in Monmouthshire by broad sector, 2023-2042	90
Figure 1.3 Projected workforce productivity (GVA per head, 2022-2043) in Monmouthshire and comparator areas	91
Figure 1.4 Projected GVA change in Monmouthshire by broad sector, 2023-2042	92
Figure 1.5 Largest projected changes in employment by sector in Monmouthshire (2022-2043)	93
Figure 1.6 Projected GVA per job growth (2022-2043) in Monmouthshire	94

## Tables

Table 3.1 Projected total population change from 2021 to 2033 and 2043	13
Table 3.2 Change in working age profile from 2011 to 2021	15
Table 3.3 Change to elderly population from 2011 to 2021	16
Table 3.4 Projected change to working age population from 2021 to 2033 and 2043	17
Table 3.5 Old age dependency ratio in Monmouthshire and comparator areas in 2021 and projected for 2033 and 2043	18
Table 4.1 Economic activity level amongst residents aged between 16 and 64	23

Table 4.2 Age profile of households in need	28
Table 4.3 Proportion of resident workforce with occupations in SOC groups 1-3	29
Table 4.4 Median gross weekly earnings	32
Table 5.1 Destination of out-commuters from Monmouthshire (>1,000 people)	44
Table 5.2 Origin of in-commuters to Monmouthshire	44
Table 5.3 Broadband coverage and speeds in Monmouthshire constituency, Wales and UK	46
Table 5.4 Broadband coverage and speeds in Monmouthshire constituency, Wales and UK	46
Table 7.1 Change in Office and Industrial space	67
Table 8.1 SWOT assessmnet	76
Table 1.2 Projected employment growth (2022-2043) across Monmouthshire and comparators	89
Table 1.3 Projected workforce productivity (GVA per head, 2022-2043) in Monmouthshire and comparators	91
Table 1.4 Challenges identified constraining economic growth in Monmouthshire	96

## **Appendices**

Appendix 1 Employment and GVA forecasts

Appendix 2 Business engagement feedback

## Glossary

**B Class activities:** Business activities, as defined by the Town and Country Planning (Use Classes) Order 1987 as amended and The Town and Country Planning (General Permitted Development) Order 1995 as amended.

**B1:** Business activities that take place within offices, research and development, or any industrial process (which can be carried out in any residential area without causing detriment to the amenity of the area).

**B2:** Industrial process other than that falling within Class B1 (excluding incineration purposes, chemical treatment or landfill or hazardous waste).

**B8:** Use for storage or as a distribution centre (the use of a building or land for the storage of, or as a distribution centre for, radioactive material or radioactive waste is excluded from Class B8). This class includes open air storage.

**CCR:** Cardiff Capital Region: the ten local authority areas in South East Wales – Blaenau Gwent, Bridgend, Caerphilly, Cardiff, Merthyr Tydfil, Monmouthshire, Newport, Rhondda Cynon Taf, Torfaen and the Vale of Glamorgan.

**Economic activity:** Those people of working age that are in employment or unemployed.

**GVA:** Gross Value Added – the measure of the value of goods and services produced in an area, industry or sector of an economy.

**IMD:** Indices of Multiple Deprivation – uses a series of data to rank across seven domains relating to income, employment, education, health, community safety, physical environment and access to services. Together, these categories produce a multiple deprivation score for each local area.

**LDP:** Local Development Plan – document which sets out planning policies and proposals for new development.

**MCC:** Monmouthshire County Council.

**Non-B Class uses:** Land uses that do not fall within Use Classes B1, B2 or B8 as defined above. Note that these uses may still generate employment and may make a positive contribution to the local economy.

**NVQ:** National Vocational Qualification – a work-based qualification that recognises the skills and knowledge a person needs to do a job. NVQ level 4 is equivalent to an undergraduate degree; NVQ level 3 is equivalent to A levels; NVQ level 2 is equivalent to GCSEs (grades A\*-C); NVQ level 1 is equivalent to GCSEs (grades D-G)

**Old age dependency ratio:** The number of people of working age in a given population that are available to support the older population (over 65).

**PAYE:** Pay as you earn – businesses normally have to register for PAYE when they start employing staff.

**RLDP:** Replacement Local Development Plan – the plan that is currently being prepared by Monmouthshire Council and will provide the policy framework for the development of the area between 2018 and 2033.

**SFBB:** Super-fast broadband – broadband with download speeds that range from 30 Mbps to 300 Mbps

**SIC:** Standard Industrial Classification of economic activities - a five-digit classification providing the framework for collecting and presenting a large range of statistical data according to economic activity.

**SOC:** Standard Occupational Classification – a common classification of occupational information for the UK. SOC 2010 major groups 1-3 (managers, directors and senior officials; professional occupations; associate professional & technical); SOC 2010 major groups (4-5: administrative & secretarial and skilled trade occupations and 6-7: caring, leisure and other services, and sales and customer service); SOC 2010 major groups 8-9 (process plant & machine operatives and elementary occupations).

**UFBB:** Ultra-fast broadband – a connection which provides a download speeds of more than 100 Mbps.

**VOA:** Valuation Office Agency – a body that gives the government the valuations and property advice needed to support taxation and benefits.

**VAT:** Value Added Tax – businesses must register for VAT if its total VAT taxable turnover for the last 12 months was over £85,000 (the VAT threshold) or if it expect its turnover to go over £85,000 in the next 30 days.

**Working age population:** People between the ages of 16 and 64.



## 1.0 Introduction

1.1 This report has been prepared on behalf of Monmouthshire County Council (MCC) to inform its future local economic strategy. It provides an evidence base which will identify and shape potential policy interventions in order to achieve the Council's aspiration for economic growth and future resilience.

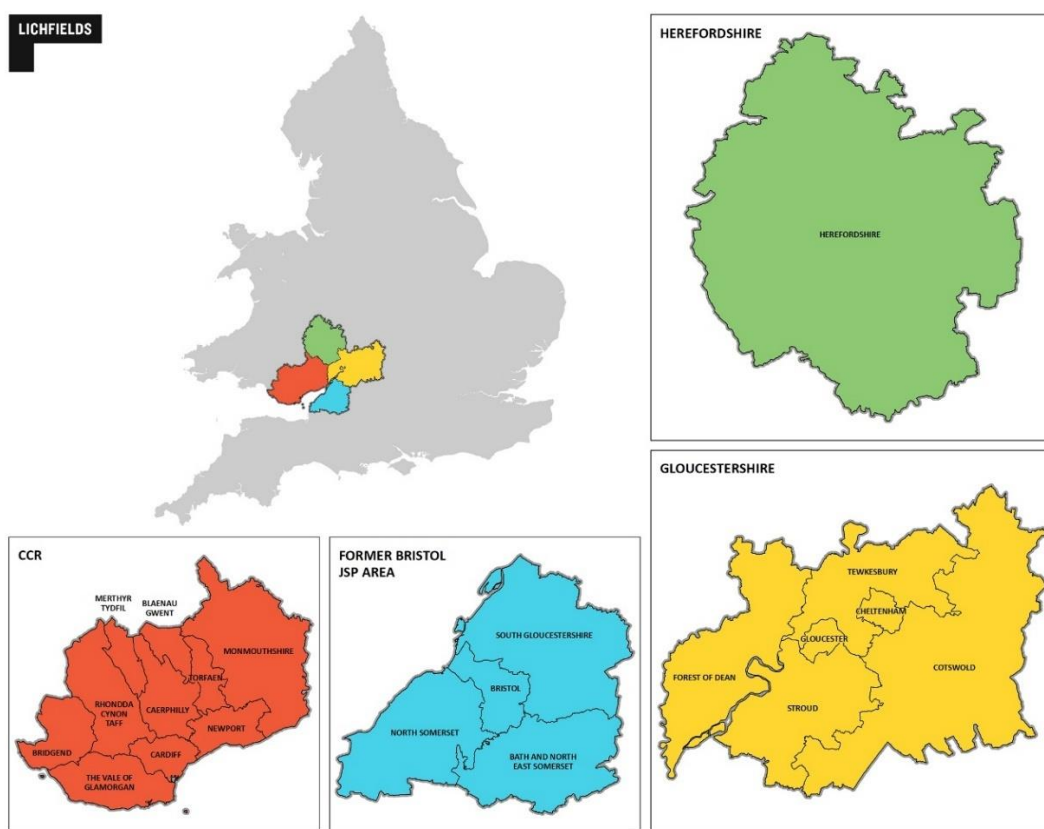
1.2 The analysis contained within this report provides a review of the current economic profile of Monmouthshire and an overview of the key opportunities for and constraints to the local economy. Observations are set out regarding the potential future direction of the economy and the conditions that would be required to realise its full potential. Recommendations are then provided in terms of key building blocks and core policy priorities to help guide development of the Council's Strategy.

### Context

1.3 Local economies do not operate in isolation of their wider geographical context. As such, the analysis contained within this report frames the assessment of the Monmouthshire economy in comparison to the neighbouring areas in South East Wales and South West England, as identified in Figure 1.1. The comparative analysis considers the socio-economic features and future economic prospects of Monmouthshire relative to the following areas:

- 1 Cardiff Capital Region (CCR) which comprises the ten local authority areas in South East Wales – Blaenau Gwent, Bridgend, Caerphilly, Cardiff, Merthyr Tydfil, Monmouthshire, Newport, Rhondda Cynon Taf, Torfaen and the Vale of Glamorgan. Where appropriate, these adjoining authorities are also considered individually.
- 2 Former Bristol Joint Spatial Plan (JSP) area of Bath & North East Somerset, Bristol, North Somerset and South Gloucestershire.
- 3 Gloucestershire: Cotswold, Cheltenham, Forest of Dean, Gloucester, Stroud and Tewkesbury.
- 4 Herefordshire.

Figure 1.1 Overview of comparator areas



- 1.4 Whilst Monmouthshire’s economy performs strongly compared to other parts of South East Wales, it lags behind neighbouring areas in England. This creates both a challenge and an opportunity as MCC seeks to achieve a step change in terms of future economic growth and local prosperity.
- 1.5 This study is being undertaken in parallel to preparation of the Replacement Local Development Plan (RLDP) for Monmouthshire. The RLDP provides the policy framework to achieve the creation of an additional 6,240 jobs between 2018 and 2033 (416 jobs per annum), a figure that will be supported through the delivery of at least 38ha employment land, as recommended by the Employment Land Review. Land use and planning considerations will inevitably impact on the economic potential of a local authority area and so it is important to achieve alignment between the economic strategy and RLDP. However, economic strategies tend to be wider ranging than an LDP in terms of their scope and time horizon. Consequently, whilst the analysis and recommendations contained in this report have had regard to the emerging RLDP (and its evidence base), they developed from a largely ‘policy-off’ perspective of how the local economy in Monmouthshire might develop in the future.
- 1.6 This report is structured as follows:
  - Section 2 details the policy context within which the future economy, employment and skills strategy must be based;
  - Section 3 provides an overview of the existing demographic context in Monmouthshire;

- Section 4 considers the existing socio-economic context in Monmouthshire;
- Section 5 analyses future economic trends in employment, workforce productivity and sectoral change in Monmouthshire;
- Section 6 explores issues relating to physical and digital connectivity in Monmouthshire;
- Section 7 provides a review of the structure of Monmouthshire's economy relative to the comparator areas;
- Section 8 details the stock of employment space and associated business demography in Monmouthshire; and,
- Section 9 sets out our conclusions and recommendations aimed at informing the Council's emerging economic strategy for the area.

## 2.0 Policy context

2.1 It is important to frame the economic strategy for Monmouthshire in the context of existing and emerging economic development policies and programmes that have the potential to influence the rate and profile of future growth. This section provides an overview of the relevant national and local economic policy context. It is not intended to provide a summary of all relevant documents but does highlight the key issues and implications for the new economic strategy for Monmouthshire.

### Wales

#### ***Prosperity for All: Economic Action Plan***

2.2 The *Prosperity for All: Economic Action Plan*<sup>1</sup> was published in December 2017 and last updated in March 2019. It identifies challenges hindering economic development in Wales and sets out a new approach to support key strategic areas of the economy to build the country's future industries. In doing so, it establishes three economic regions in order to implement a place-based approach to economic development that will enable them “to respond more effectively to discrete challenges and opportunities faced by each of the regions” (p.22). The three regions are North Wales, Mid and South West Wales, and South East Wales, where Monmouthshire is located. The structuring of these regions is intended to provide benefits including:

- 1 “Joined up economic development planning;
- 2 “Stronger local and regional supply chains;
- 3 “Better integrated transport;
- 4 “Strategic planning on a range of issues from land use to housing and skills; and,
- 5 “Stronger complementary economic and cross border collaboration” (p.23).

2.3 The plan identifies three national thematic sectors that Government commits to proactively support throughout Wales:

- 1 “**Tradable services:** Enterprises involved in providing services that can be exchanged between residents and non-residents of an economy, including services provided through foreign affiliates established abroad. For example, this will include Fintech services and online insurance.
- 2 “**High Value Manufacturing:** Enterprises applying leading edge technical knowledge and expertise to the creation of products, production processes and associated services that have the strong potential to bring sustainable growth and high economic value. For example, this will include compound semiconductors and new composites manufacturing.
- 3 “**Enablers:** Key enablers that drive competitiveness for successful businesses. For example, digital, energy efficiency and renewables” (p.14).

---

<sup>1</sup> <https://www.gov.wales/sites/default/files/publications/2019-02/prosperity-for-all-economic-action-plan.pdf>

- 2.4 In addition to these, four foundation sectors (tourism, food, retail, and care) are identified that provide essential goods and services. The plan states that Government will “*work with the sectors to understand the challenges they face and the opportunities for growth and innovation*” (p.15).
- 2.5 Amongst the challenges and opportunities identified for the wider Welsh economy, the following are particularly relevant to Monmouthshire:
- 1 “**Economic inactivity and demographic shift:** *Although employment has risen, we still have too many people who are economically inactive and whilst many more of us are living longer, the effect of this is a lower working-age to population ratio that contributes to our relatively lower levels of GVA per head and productivity;*
  - 2 “**Spatial variations:** *The differences in outcomes between our communities within and between the different regions of Wales are one of the most important structural problems in our economy – acting as a brake on our prosperity and increasing feelings of insecurity and isolation;*
  - 3 “**Automation, artificial intelligence, digitalisation, innovation and skills:** *More and more businesses and public bodies in Wales are delivering services and utilising new digital technologies in ways that are having a huge impact on the traditional divisions of industry and presenting new and immediate challenges for workers and the skills they need to thrive. We recognise successful businesses are already adapting to this change but we know we need to do more;*
  - 4 “**Decarbonisation and Climate Change:** *Rising global temperatures and changing weather patterns are affecting our daily lives and compelling us to think creatively about the need to decarbonise the traditional models of business, public services and infrastructure. This shift towards a low-carbon future offers huge opportunities for our economy to diversify and grow – but it also challenges us to support business, people and places in transitioning toward that low carbon future;*
  - 5 “**Financial Challenges:** *The big challenges and opportunities that we face require new and more effective ways of working. These are not self-contained areas of activity and outcomes in one area have a direct consequence on outcomes in another. UK Government austerity and continued pressure on public finances demand that we do more to secure maximum and wider impact from every pound we spend. This means we need to approach issues and develop solutions in a different way, looking beyond individual ministerial portfolios; and,*
  - 6 “**Productivity Gap:** *Wales faces a productivity issue, with output per hour worked in Wales the lowest of all UK nations and regions. This lower productivity is the main driver of the Gross Value Added (GVA) gap between Wales and the UK. The reasons for this lagging productivity performance are complicated, with no simple or single solution. Investments in human capital, infrastructure and physical capital; innovation and science; enterprise and competition all have a part to play” (p.2-3).*

## Cardiff Capital Region (CCR)

### Industrial and Economic Growth Plan

- 2.6 The CCR Industrial Plan<sup>2</sup> was published in December 2020 and was prepared to address two mutually supportive objectives of “*boosting competitiveness and tackling inequalities*” (p.5). This will be achieved by promoting new ways of working with Welsh Government, local government, and higher educational institutions. This will extend beyond the CCR to the South West of England to “*allow a greater strategic focus to improve productivity*” (p.5).
- 2.7 The plan highlights several challenges facing the CCR, including:
- 1 Low GVA per capita;
  - 2 Lower proportion of population being economically active;
  - 3 Relatively large proportion of public sector work; and,
  - 4 Poor physical and digital connectivity within and around the region.
- 2.8 To address these, the plan sets out three designated investment priorities:
- 1 “***Innovation investments:*** *focus on opportunities where there is demonstrable competitive strength, leveraging significant other investments which will provide direct returns to the fund. The rate of return in this category will be high and ensure an evergreen investment fund for the region whilst providing a significant contribution towards jobs growth, investment leverage and GVA uplift;*
  - 2 “***Infrastructure investments:*** *focus mainly on infrastructure projects where the public sector creates the conditions for private sector success and civic benefits. The return on investment here will typically be indirect due to its enabling nature; and,*
  - 3 “***Challenge investments:*** *seek to attract the best solutions for specific challenges faced by the region: these may be in the commercial domain, but are also likely to be in such strongly-inclusive areas as the foundational economy. As a result, it is expected that there will be both direct and indirect returns on investment*” (p.7).
- 2.9 The CCR aims to perform economically on a par with any region within the UK. To improve the region’s economic prosperity, the region must undertake the following actions:
- 1 “*Identify areas of comparative strength in the CCR that can compete at a UK level and internationally, and invest in them;*
  - 2 “*Create rich ecosystems that stretch and support the development of key sectors within the economy – take a challenge led approach that drives up ambition and cohesiveness;*
  - 3 “*Encourage and support entrepreneurship so that our population not only seeks employment but creates employment within the region;*
  - 4 “*Improve productivity within the Foundational Economy;*

---

<sup>2</sup> <https://www.cardiffcapitalregion.wales/wp-content/uploads/2020/12/ccr-industrial-and-economic-growth-plan-english.pdf>

- 5 *“Target our most deprived and isolated communities and support regenerative growth;*
- 6 *“Turn the large public sector base within the region into an asset that adds prosperity to the region” (p.9).*

## **Strategic Business Plan and Wider Investment Fund**

- 2.10 This Strategic Business Plan<sup>3</sup> covers a five-year period from 2019 to 2024 and is intended to establish policies that will attract new investment, improve connectivity, and develop the region’s skills and education. The vision of the Plan is that the CCR will be a prosperous Capital City-Region for Wales: *“a decision making centre, a global gateway for capital, trade, and visitors, a knowledge hub and a major population centre and business cluster for Wales” (p.10).*
- 2.11 Three regional strategic objectives are identified, the first of which is most applicable to Monmouthshire’s economic and employment strategy:
- 1 Prosperity and opportunity;
  - 2 Inclusion and equality; and,
  - 3 Identity, culture, community and sustainability.
- 2.12 Under the prosperity and opportunity strategic objective, CSR highlights that the following aims should be implemented to nurture the right economic environment for sustainable growth:
- 1 *“Providing the **right infrastructure including connectivity** by means of good transport links and high-speed broadband;*
  - 2 *“Encouraging a **culture of innovation and entrepreneurship** by providing the right skills, opportunities and support to engender a confidence to be creative;*
  - 3 *“Assisting the city region’s labour market to be **equipped with the skills that businesses need**;*
  - 4 *“Improving public sector efficiency and effectiveness by new ways of working;*
  - 5 *“Supporting all businesses to become **more productive**, from small retail to large advanced manufacturers;*
  - 6 *“**Enhancing the business climate for emerging sectors**, enterprises and innovation that can spawn new sources of jobs and incomes into the longer term future, including creating business clusters where firms can network, share skills and spur each other to higher levels of performance;*
  - 7 *“Encourage and promote research and development and **entrepreneurial enterprise**” (p.12; Lichfields’ emphasis).*
- 2.13 The Strategic Business Plan refers to research commissioned by the Regional Cabinet and Welsh Government which illustrated a shortage of good quality sites and premises within the region. This assessment resulted in a Strategic Sites Programme being proposed:

---

<sup>3</sup> <https://www.cardiffcapitalregion.wales/wp-content/uploads/2020/12/ccr-strategic-business-plan.pdf>

- 1 *“Provision of Employment Sites: A programme to introduce a balanced portfolio of sites with varied characteristics to be a catalyst to attracting new business investment will be developed. These sites should be capable of supporting both indigenous business growth and inward investment. This should aim to create a significant supply of new floorspace across a wide range of property types across the whole region. This programme will aim to **support the current prime market areas of Cardiff and the M4 corridor** and have a strategic focus on a future expansion of this prime market to include a mix of opportunities in the Heads of the Valleys corridor, the coastal belt, towns and rural areas.*
- 2 *“Refurbishment of Existing Stock: There is an issue of increasing obsolescence in existing building stock which can be a catalyst for business disruption and closure. A **programme of refurbishment to retain those businesses already in the region will be developed.** Exploring a partnership approach with Welsh Government to overcome this problem is proposed; and,*
- 3 *“Encouraging Clusters: Work will be undertaken to explore the potential to **support specific infrastructure and location criteria** to encourage clusters of like-minded industries to emerge and develop, nurturing them as centres of excellence” (p.30; Lichfields’ emphasis).*

2.14 In terms of potential areas of growth, the Plan highlights some emerging specialist areas of provision:

- 1 *“**Enabling infrastructure:** Opening-up strategic sites, housing and employment, this includes possible transportation and road linkages, drainage and other high value enabling works to bring forward large sites;*
- 2 *“**Joint developments with the HE / FE sectors:** Could provide space for spin-out of research and technology emanating from the educational establishments in the region and linking to the prioritised sectors; and,*
- 3 *“**Work / live space:** Where residential and employment is combined’ with the potential for such shared use developments to be concentrated alongside key development ‘nodes’ of the Metro project” (p.31).*

## Monmouthshire

### 2014-2020 Monmouthshire Business Growth and Enterprise Strategy

2.15 In 2014, the Council’s strategy’s vision was to build sustainable and resilient communities. To achieve this, three themes were identified:

- 1 *“Nobody is left behind;*
- 2 *“People are confident, capable and informed; and,*
- 3 *“Our county thrives” (p.3).*

2.16 The strategy aimed to develop a successful economy for Monmouthshire in the future, creating an environment where the County would be characterised as:



- 1 The 'Green and Connected Gateway to Wales' with unrivalled landscape and strong connectivity to surrounding cities;
- 2 A place where young people will not need to leave because they have the skills to work in new and emerging industries or set up their own businesses;
- 3 Embracing its entrepreneurial spirit as Monmouthshire becomes a home for new business clusters and investors;
- 4 Attracting high salary earners to the County where they are supported and able to work in a vibrant and diversified economy;
- 5 Enjoying improved connectivity between communities and businesses which support one another.

2.17 The strategy identified three strategic priorities, all of which remain relevant:

- 1 **Supporting business growth:** There are a considerable number of active businesses per head, yet a high proportion (80%) are micro businesses that employ few or no people. The challenge is therefore to sustain active businesses to enable them to increase their economic output by creating employment whilst also addressing issues such as access to networks, research, and financial investment;
- 2 **Encouraging inward investment:** Proactively encouraging inward investment into Monmouthshire is essential to the County becoming the place to do business;
- 3 **Growing entrepreneurs:** Whilst Monmouthshire has a high GVA, there is a clear need to continue to create high-quality, well paid employment opportunities which give people a reason to stay in the County.

## **Vision Monmouthshire 2040: Economic Growth and Ambition Statement**

2.18 Issued in 2021, the Vision Monmouthshire 2040 statement<sup>4</sup> begins by establishing the County's economic context and its relationship with surrounding local authorities. For example, it forms part of the CCR City Deal, the largest in the UK. Following the abolition of the Severn bridge tolls, Monmouthshire is also strengthening its relationship with the Bristol City Region.

2.19 Monmouthshire's economy outperforms the wider CCR region as a whole in terms of certain key metrics but it must strengthen and diversify its economy to ensure it can provide for future generations. Its current barriers to this include:

- 1 An ageing population and a declining younger age working population as a result of limited work opportunities;
- 2 Out-commuters earning a significantly higher salary than residents working in the local authority area;
- 3 A shortage of affordable housing – Monmouthshire is a desirable place to live but it has the highest average house price in Wales;
- 4 A lack of good quality employment sites and premises is limiting growth; and,

---

<sup>4</sup> <https://www.monmouthshire.gov.uk/app/uploads/2021/07/Vision-Monmouthshire-2040-Economic-Growth-Document-final-191025.pdf>

- 5 High levels of digital deprivation – rates of 12.5% compared to 3-4% for the wider CCR area<sup>5</sup>.

2.20 The statement establishes the following priorities for the Economic Growth and Ambition Statement:

- 1 *“Raise the profile of Monmouthshire as a key investment opportunity for the private sector;*
- 2 *“Lay the ground rules for an economic environment which enables businesses to land and expand and provide sustainable employment opportunities for local people;*
- 3 *“Attract funding and investment to Monmouthshire to attract the right conditions for ‘an inclusive economy’ – Equitable, Sustainable, Stable, Participatory, Growing; and*
- 4 *“Set an ambition which is sensitive to the landscape to ensure Monmouthshire remains an incredible place to visit, stay, live and invest” (p.13).*

2.21 Again, we consider these all to remain relevant.

2.22 The statement intends to work alongside MCC’s replacement Local Development Plan team by:

- 1 *“Identifying suitable employment sites and premises to enable existing businesses to grow and attract new businesses in key growth sectors;*
- 2 *“Increasing the availability of housing sites alongside the Council’s embryonic Development Company, to provide differing residential products, to enable higher rates of jobs per dwelling and;*
- 3 *“Tackling geographic differences in employment and housing markets” (p.13).*

### **Inward Investment Prospectus 2021**

2.23 The Inward Investment Prospectus<sup>6</sup> builds on the Vision Monmouthshire 2040 document and is intended to attract businesses to become established and grow in Monmouthshire. It states that whilst Monmouthshire benefits from strengths like its vibrant market towns and strong core businesses, key challenges relating to the current employment land allocation are evident:

- 1 *“Monmouthshire has a diverse stock of commercial property, yet the market is being impacted by a lack of available premises across a wide range of property types. Businesses therefore have a limited choice or are having to remain in sub optimal premises;*
- 2 *“There is demand for offices premises and small units which are modern, good quality, on flexible terms and suitable for contemporary business needs;*
- 3 *“Spatial distribution of allocated sites is currently unbalanced with the largest employment allocations in the South and very little allocation in the North;*
- 4 *“Some allocated business and industrial sites have not been developed for various reasons, which may result in deallocation from the RLDP; and,*

---

<sup>5</sup> Based on data available in 2021

<sup>6</sup> [https://www.monmouthshire.gov.uk/app/uploads/2021/09/Inward-Investment-Document-2021\\_E\\_Final.pdf](https://www.monmouthshire.gov.uk/app/uploads/2021/09/Inward-Investment-Document-2021_E_Final.pdf)

5 “There is limited private sector investment in ‘shovel ready’ employment sites” (p.4).

2.24 Looking forward, the prospectus states that to grow businesses and accommodate their future needs, Monmouthshire needs:

- 1 “Employment land (B uses) of a minimum of 43ha over the period of 2018-2033;
- 2 “Infrastructure investment and land owner agreements to enable the largest employment allocations to move forward;
- 3 “A balanced portfolio of sites preferably with appropriate planning consent, constraints and services addressed; and,
- 4 “A network of quality sites with varied characteristics in a mix of private and public ownership” (p.5).

### Community and Corporate Plan 2023

2.25 The Monmouthshire Community and Corporate Plan was approved in April 2023 and covers the period from 2022 to 2028. The Council Leader’s Foreword identifies the Council’s purpose as follows: “to become a zero-carbon county, while also supporting well-being, health and dignity for all.” This purpose is supported by a number of high level objectives:

- 1 **A Fair place** to live where the effects of inequality and poverty have been reduced;
- 2 **A Green place** to live and work, with reduced carbon emissions, and making a positive contribution to addressing the climate and nature emergency;
- 3 **A Thriving and ambitious place** where there are vibrant town centres, where businesses can grow and develop;
- 4 **A Safe place** to live where people have a home and community where they feel secure;
- 5 **A Connected place** where people feel part of a community and are valued; and,
- 6 **A Learning place** where everybody has the opportunity to reach their potential.

2.26 Specific actions are identified in relation to each of these objectives. In relation to the objective to create a thriving and ambitious place, the Plan acknowledges that “our starting place is a comparatively strong one” (p.14) with Monmouthshire enjoying high qualification and employment rates and strength in key sectors. However, it seeks to “continue the development of an economy which is thriving, ambitious and enterprising”. A series of actions are identified to help deliver the following outcomes:

- 1 Vibrant town centres which bring people together and attract investment;
- 2 People of all ages and backgrounds have the skills to do well in work or start their own business; and,
- 3 Sustainable transport and infrastructure.

### Summary

2.27 This section sets out the key economic development priorities, challenges and ambitions for Monmouthshire and the wider spatial area (including the Cardiff City Region and Wales as a whole). Key policy drivers include:

- 1 **Prosperity for All: Economic Action Plan** – The Plan splits Wales into three economic regions to enable the implementation of a place-based approach to economic development; Monmouthshire is located in the South East Wales region. It identifies three national thematic sectors and four foundation sectors that will shape the work of the Welsh Government as it seeks to seize opportunities and overcome potential challenges.
- 2 **CCR Industrial and Economic Growth Plan** – The CCR Growth Plan’s two objectives are to boost competitiveness and tackle inequalities throughout the region by working collaboratively with public and private stakeholders within the CCR and with its neighbouring authorities.
- 3 **CCR Strategic Business Plan and Wider Investment Fund** – The purpose of this Business Plan is to establish policies that will attract new investment, improve connectivity, and develop the region’s skills and education. It proposes a Strategic Sites Programme to address challenges facing the CCR relating to a shortage of good quality employment sites and premises.
- 4 **Monmouthshire 2014-2020 Business Growth and Enterprise Strategy** – This document sets three strategic priorities to support business growth; encourage inward investment; and to grow entrepreneurs, in order to create a successful future economy for Monmouthshire.
- 5 **Vision Monmouthshire 2040: Economic Growth and Ambition Statement** – This statement identifies challenges facing Monmouthshire County that must be addressed to strengthen its economy so that it can provide for future generations. It is intended to sit alongside the replacement LDP and assist in identifying suitable employment sites and premises; increasing the availability of housing sites; and tackling geographical differences in employment and housing markets.
- 6 **Inward Investment Prospectus 2021** – The Prospectus builds on Vision Monmouthshire 2040 with the aim of attracting businesses to grow in Monmouthshire. It identifies some key focus areas that should be prioritised, including the provision of 43ha of B use employment land from 2018 to 2033 and a network of quality sites with varied characteristics in a mix of private and public ownership.
- 7 **Community and Corporate Plan 2023** – This ambitious plan is designed to deliver the ambition for Monmouthshire to become “*a zero carbon county, supporting well-being, health and dignity for everyone at every stage of life*”. This ambition is supported by a number of high-level objectives, each of which was supported by an action and delivery plan which will cover the period to 2028.

2.28

As examined below, the economic characteristics of Monmouthshire indicate that it has clear potential to be a key contributor to future economic growth of the CCR and Wales as a whole. However, given the rural character of the County and its comparatively prosperous characteristics, not all of the CCR and Wales-wide ambitions will be of direct relevance to Monmouthshire. Nevertheless, its relative economic strength will be critical in boosting the wider and adjoining areas and in contributing to the strategic policy ambitions described above.

### 3.0 Demographic context

3.1 The population profile within Monmouthshire has a fundamental influence on its economic capacity and performance. This section establishes the demographic context of the County which provides the foundation for subsequent analysis of its economy. Particular considerations include an understanding of the size and rate of change of the working age population, and the economic and social pressures arising from an ageing population. In doing so, the assessment compares Monmouthshire’s demographic characteristics relative to the comparator areas identified in Section One.

#### Population

3.2 Monmouthshire had a population of 92,957 residents in 2021. This represents an increase of 1.8% since 2011 (+1,634 residents)<sup>7</sup>. This is a similar to the rate of population growth in Herefordshire over the same period (1.9%) but lower than the level of growth experienced in each of the other comparator areas: the wider CCR area experienced a population growth of 2.9% over the same period but the population of Gloucestershire and the former Bristol JSP grew much more rapidly (8.1% and 9.4% respectively).

3.3 Looking forward, the population of Monmouthshire is projected to increase by 6.2% (+5,769 residents) by the end of the emerging RLDP period (2033), and by 8.9% (+8,723 residents) by 2043<sup>8</sup>. This is a higher rate of growth than is projected for the wider CCR area, but is significantly lower than the other geographical areas reviewed<sup>9</sup>.

Table 3.1 Projected total population change from 2021 to 2033 and 2043

	Monmouthshire	CCR	Former Bristol JSP	Gloucestershire	Herefordshire
2021	92,957	1,523,907	1,173,028	645,073	187,033
2033	98,726	1,609,683	1349333	703799	210847
Change (no)	5,769	85,776	176,305	58,726	23,814
Change (%)	6.2%	5.6%	15.0%	9.1%	12.7%
2043	101,229	1,647,593	1,423,885	738,481	219,888
Change (no)	8,273	123,687	250,857	93,408	32,855
Change (%)	8.9%	8.1%	21.4%	14.5%	17.6%

Source: Census 2021, 2018-based Mid Year Population Projections and 2018-based Welsh Government Population Projections

#### Demographic profile

3.4 Figure 3.1 shows that Monmouthshire has a similar age profile to Herefordshire, but that this is older than the other comparator areas. 25.9% of Monmouthshire’s residents are aged over 65 (24,040 residents), compared to 18.4% of the population of the CCR and 17.4% of the population of the former Bristol JSP area.

<sup>7</sup> Census 2011 and 2021

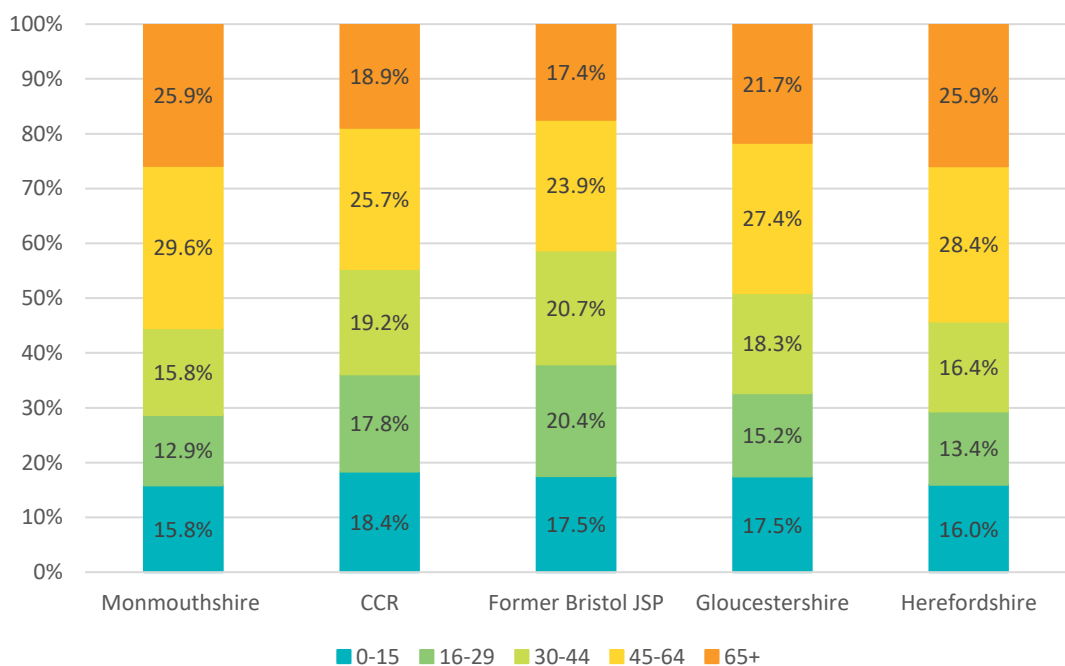
<sup>8</sup> Figures based on comparison of 2021 census data and 2018-based Welsh Government population projections. Note that these figures do not correspond with the RLDP Preferred Strategy as the figures in the PS reflect added policy assumptions to address identified key issues.

<sup>9</sup> Some care should be taken when comparing population projections in Wales and England given that they are taken from different sources which are based on different methodologies.

3.5 In turn, a lower proportion of Monmouthshire’s population is of a working age (16–64 years old; 58.3%) compared to the former Bristol JSP (66.5%) and the CCR areas (62.7%). Differences within the different working age groups are also significant, with Monmouthshire having a higher proportion of older working aged residents (45–64 years old; 29.6%), and a lower proportion of young-to-mid working age residents (16–44 years old; 28.7%) than each of the other comparator areas. The differences in these cohorts are particularly acute between Monmouthshire and the CCR and former Bristol JSP areas. This is not surprising given that those larger comparator areas include major urban centres which benefit from larger, more diverse economies which attract a larger proportion of younger workers.

3.6 Monmouthshire’s smaller working age population (and younger-to-mid working age population in particular) is likely to have been further influenced by the lack of large educational institutions and active employment markets that would typically attract younger workers. By contrast, the younger population of the former JSP area is likely to have been influenced by large student population in Bristol and Bath and the high graduate retention rates that these cities enjoy. Within the CCR area, Cardiff, which is also characterised by a large student population and high retention rate, has a larger younger working age population (equivalent to 45.2% of the population aged between 16 and 44 – the highest within the CCR area, followed at some distance by Newport (37.7%)).

Figure 3.1 Age profile of Monmouthshire, CCR, Former Bristol JSP, Gloucestershire, and Herefordshire



Source: Lichfields analysis of Census 2021 (TS007A)

3.7 Other than Herefordshire, Monmouthshire has experienced the greatest decline in the working age population cohort since 2011 (-3.3%, equivalent to 1,838 residents). The CCR area also experienced a decline in its working age population but at a significantly slower rate of 0.4%. By comparison, the working age population in the former Bristol JSP area grew by 9.0% over this period.

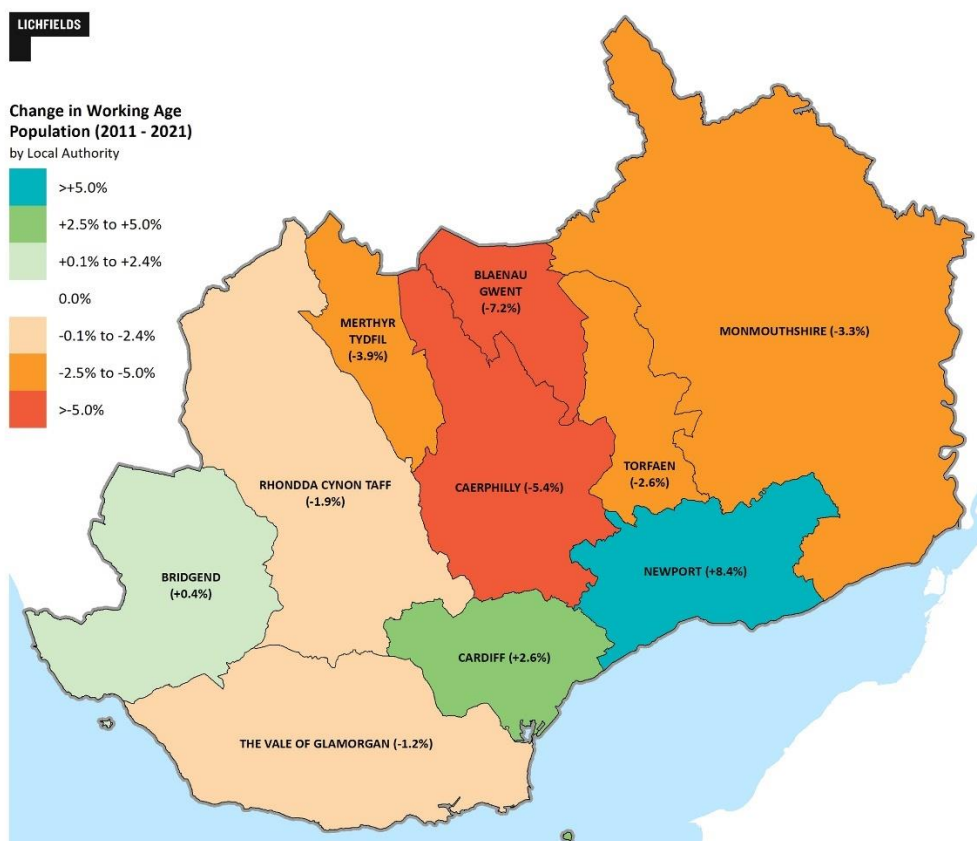
Table 3.2 Change in working age profile from 2011 to 2021

	Monmouthshire	CCR	Former Bristol JSP	Gloucestershire	Herefordshire
2011	56,037	959,388	576,831	378,878	112,946
2021	54,199	955,659	636,216	392,468	108,661
Change (no)	-1,838	-3,679	+59,385	+13,590	-4,285
Change (%)	-3.3%	-0.4%	+9.0%	+3.6%	-3.8%

Source: Census 2011 and 2021

- 3.8 Although the rate of decline in the working age population in Monmouthshire is significant when compared with the comparator areas, it compares favourably to a number of other local authorities in the CCR area. For example, Blaenau Gwent experienced a decline of 7.2% of its working age between 2011 and 2021 whilst the working age population declined by 5.4% in Caerphilly and 3.9% in Merthyr Tydfil. Conversely, however, the working age population increased by 2.6% in Cardiff and 8.4% in Newport over the same period. Figure 3.2 compares differences between the rate of population change for the working age population in each local authority in the CCR from 2011 to 2021.

Figure 3.2 Change in working age population 2011-2021 across CCR area



Source: Census 2011 and 2021

3.9 Whilst the working age population in Monmouthshire fell between 2011 and 2021, its elderly population increased by 26.2% (+4,997 residents). This is broadly similar to the rate of change experienced in Gloucestershire (25.6%) and Herefordshire (24.2%) over the same period, but significantly higher than that experienced in the wider CCR area (+18.0%) and the former Bristol JSP area (+17.0%). Within the CCR area, the Vale of Glamorgan, Bridgend and Caerphilly experienced high levels of growth in this age group (+25.8%, 21.1% and 19.8% respectively), but the other local authorities experienced an increase of between 8.4% (Blaenau Gwent) and 17.0% (Torfaen).

Table 3.3 Change to elderly population from 2011 to 2021

	Monmouthshire	CCR	Former Bristol JSP	Gloucestershire	Herefordshire
2011	19,043	244,536	174,731	111,355	39,016
2021	24,040	288,513	204,348	139,814	48,472
Change (no)	+4,997	+43,977	+29,617	+28,459	+9,456
Change (%)	+26.2%	+18.0%	+17.0%	+25.6%	+24.2%

Source: Census 2011 and 2021

3.10 Whilst Monmouthshire’s total population is projected to grow until the end of the emerging RLDP period in 2033, its working age population (16-64) is projected to decline by -1.9% (-



1,019)<sup>10</sup>. By contrast, the wider CCR area is projected to experience growth in its working age population in the periods to 2033 and 2043, albeit at a lower rate than the other comparator areas. The former Bristol JSP area is projected to experience the highest growth rate of 15.6% by 2033 and 20.7% by 2043.

Table 3.4 Projected change to working age population from 2021 to 2033 and 2043

	Monmouthshire	CCR	Former Bristol JSP	Gloucestershire	Herefordshire
2021	54,199	955,659	762,911	392,468	108,661
2033	53,180	976,710	881,932	401,642	114,757
Change (no)	-1,019	21,051	119,021	9,174	6,096
Change (%)	-1.9%	2.2%	15.6%	2.3%	5.6%
2043	53,374	985,884	920,610	411,011	116,682
Change (no)	-825	30,225	157,699	18,543	8,021
Change (%)	-1.5%	3.2%	20.7%	4.7%	7.4%

Source: Census 2021, 2018-based Mid-Year Population Projections and 2018-based Welsh Government Population Projections

### Old age dependency ratio

- 3.11 The old age dependency ratio indicates the number of people of working age in a given population that are available to support the older population (over 65). A higher ratio suggests that there will be a greater need to support older persons who may be economically dependent.
- 3.12 The implication of Monmouthshire’s ageing population is that it has a higher old age dependency ratio (44.6%) than the comparator areas (albeit the same as Herefordshire, as shown in Table 3.5). This is significantly higher than that of the wider CCR area (30.2%) and the former Bristol JSP area (26.8%), indicating that there is likely to be greater pressure on the provision of health and social care services for elderly residents and that Monmouthshire’s declining working age population will further increase these pressures. It also means that the scale of expenditure from working people in Monmouthshire’s local economy is lower than it would otherwise be if its age profile was more balanced. These trends may mean that intervention is required to support the viability of many local businesses and services. This is likely to include a targeted increase in the provision of suitable housing options and choices for people of working age including young people and families.
- 3.13 Looking forward, Monmouthshire is forecast to have a similar old age dependency ratio to Herefordshire in 2033 and 2043; however, this is significantly higher than the anticipated old age dependency ratios of the other comparator areas – the CCR area and Bristol JSP area in particular. Within the CCR area, Monmouthshire is the only local authority anticipated to have an old age dependency ratio above 50% in 2033, with the CCR as a whole and five individual local authorities (Caerphilly, Cardiff, Merthyr Tydfil, Newport, and RCT) anticipated to have an old age dependency ratio below 40% by this year.

<sup>10</sup> Figures based on comparison of 2021 census data and 2018-based Welsh Government population projections.

Table 3.5 Old age dependency ratio in Monmouthshire and comparator areas in 2021 and projected for 2033 and 2043

Year		Monmouthshire	CCR	Former Bristol JSP	Gloucestershire	Herefordshire
2021	16-64	54,199	955,659	762,911	392,468	108,661
	65+	24,040	288,513	204,348	139,814	48,472
	Old age dependency ratio	44.4%	30.2%	26.8%	35.6%	44.6%
2033	16-64	53,180	976,710	1,019,343	401,642	114,757
	65+	30,988	354,568	364,464	186,583	64,300
	Old age dependency ratio	58.3%	36.3%	35.8%	46.5%	56.0%
2043	16-64	53,374	985,884	1,051,135	411,011	116,682
	65+	33,038	378,764	395,247	205,865	70,095
	Old age dependency ratio	61.9%	38.4%	37.6%	50.1%	60.1%

Source: Census 2021

3.14 This analysis highlights the attractiveness of Monmouthshire being more appealing to older residents than it is for younger, economically active residents. The implication of this is that Monmouthshire’s older population will be increasingly dependent on a declining working age population..

3.15 In addition to placing greater pressure on social services and healthcare resources (with the social care sector likely to grow in the future), this raises key challenges in relation to the ability of the area to attract and sustain business investment, stimulate employment growth, and enhance overall competitiveness. This highlights a need for additional, high-value jobs to attract younger people and to rebalance the age profile of Monmouthshire. The provision of a greater housing choice is also an important consideration for this population cohort (and others). This challenge was emphasised by businesses and local stakeholders at the project engagement events. Indeed, concern was expressed that the existing demographic profile and the projected trend has the potential to threaten Monmouthshire’s future economic growth potential. In the context of a projected continued fall in the working age population, there is a significant risk that it would become difficult to sustain the existing number of jobs in the area and that achieving the LDP target of an additional 6,000 jobs by 2033 may not be achievable.

**Housing market**

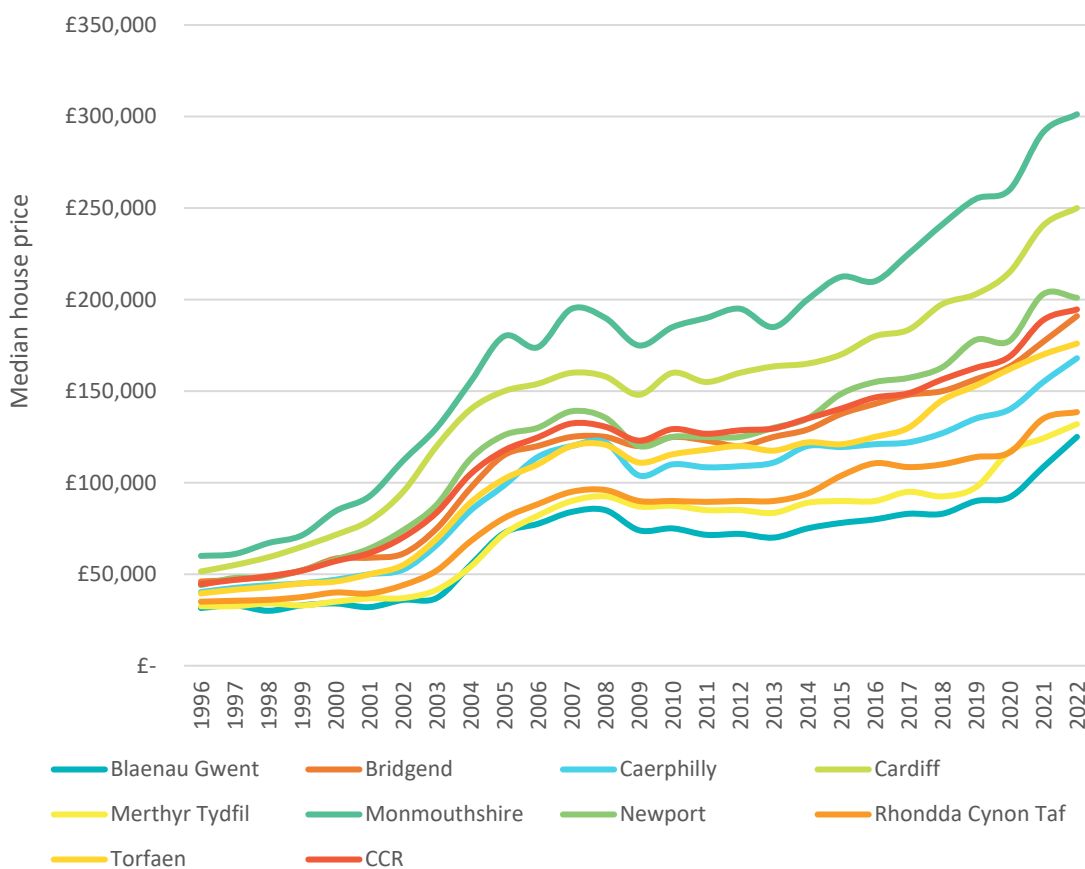
3.16 It was further recognised at the engagement events that there is a correlation between the demographic profile of the area and the character of the housing market. The combination of high house prices (compared to the wider CCR area) and affordability pressures (compared to the CCR area and the former Bristol JSP area) means that many younger people and families are unable to afford to live in Monmouthshire. Instead, older people have tended to be better able to compete in the housing market. Looking forward, it is

evident that additional housing provision and choice is essential to ensuring that younger, working-age people and their families can be attracted to and retained within the area.

3.17

Figure 3.3 compares the change in median house prices between the local authorities in the CCR from 1995 to 2022. It shows that house prices in Monmouthshire (£301,250 in 2022) are significantly higher than the average for both the CCR area (£194,633 – 35.4% lower than Monmouthshire), and each local authority in the CCR area. This has been a consistent trend since 1995 although the differential is increasing. Cardiff is the local authority with the closest median house price to Monmouthshire (£250,000), however this is still 17.0% lower than Monmouthshire.

Figure 3.3 Change in median house price from 1995 to 2022 in local authorities in the CCR



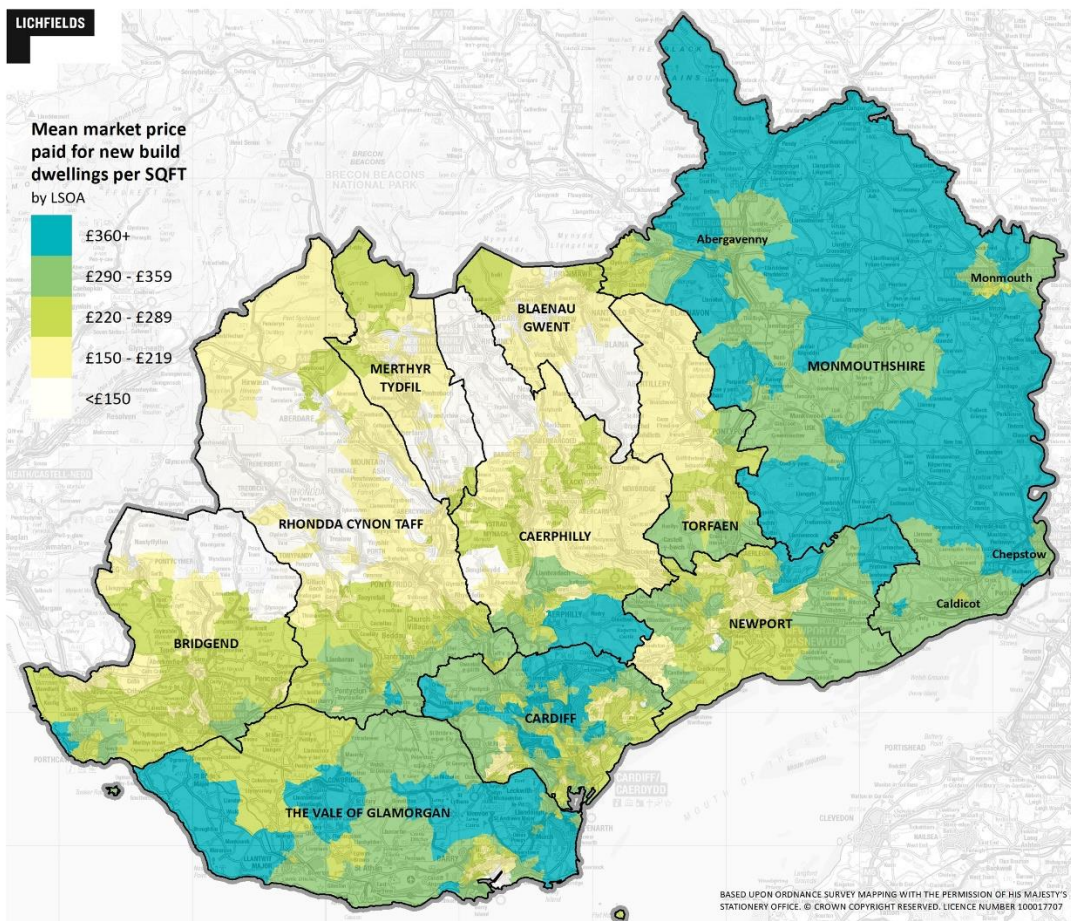
Source: Lichfields analysis of HPSSA Dataset 9

3.18

House prices can be a function of the nature of the housing stock and the strength of the local housing market. A review of 2021 Census data shows a higher proportion of larger dwellings and detached houses in Monmouthshire compared to the CCR. 32.2% of households in Monmouthshire live in properties with four or more bedrooms, compared to 20.2% across the CCR. Similarly, 44.1% of households in Monmouthshire live in detached houses compared to 20.1% across the CCR. In respect of each metric, the Vale of Glamorgan has the second highest figures in the CCR area with 28.2% households living in properties with four or more bedrooms and 27.8% of households living in detached homes. This stock profile in Monmouthshire will inevitably have an impact on local house prices.

3.19 However, it is evident that even taking the relative size of the housing stock out of the equation, the prices in Monmouthshire are higher than elsewhere in the CCR area. This is reflected in Figure 3.4 which compares the price of new build properties by sqft across the CCR area. Whilst Cardiff and the Vale of Glamorgan are shown to be particular hotspots, this further underlines the strength of the market in Monmouthshire.

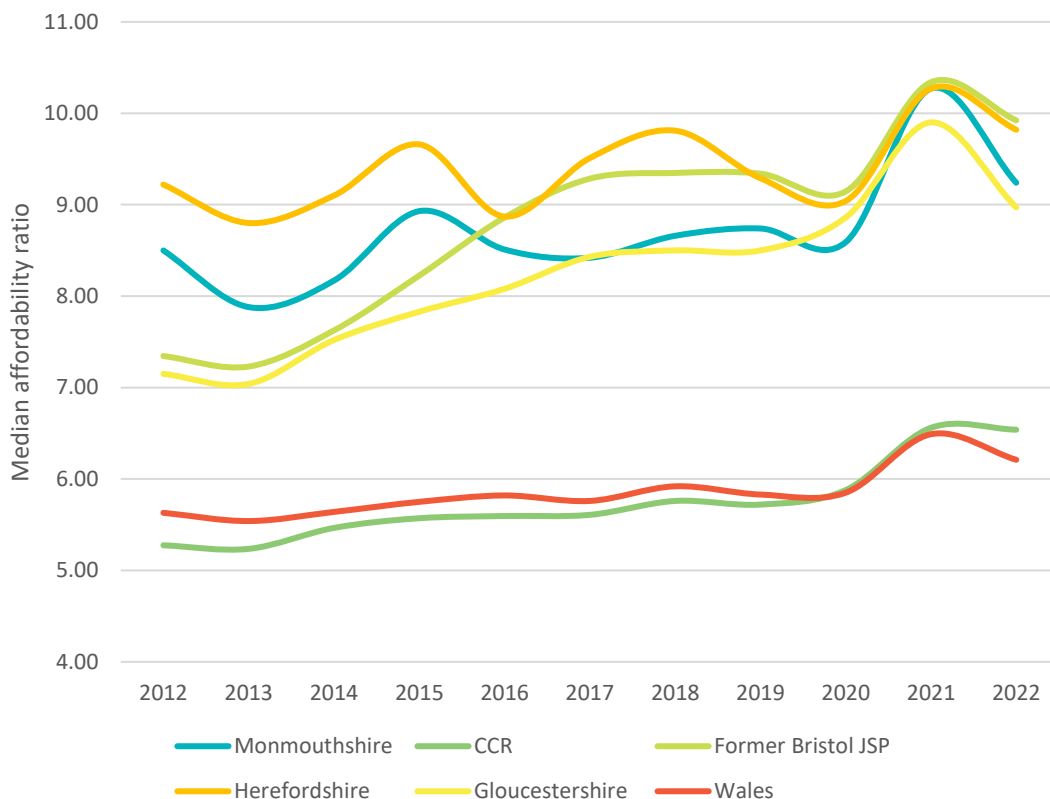
Figure 3.4 Mean market price paid for new build dwellings/sqft



Source: Lichfields analysis of land registry and EPC data

3.20 Median affordability ratios are calculated by dividing median house prices by median (gross) annual workplace-based earnings to indicate the affordability of houses in an area. In 2022, the median affordability in Monmouthshire was 9.24 – significantly higher than the average for the wider CCR (6.5 – 29.2% lower than Monmouthshire) and the average for Wales (6.21 – 32.8% lower than Monmouthshire). It was also significantly higher than every other local authority in the CCR other than Vale of Glamorgan (9.47 – 2.5% higher than Monmouthshire). After Monmouthshire, the local authority with the highest affordability ratio in the CCR is Cardiff (7.55 – 18.3% lower than Monmouthshire).

Figure 3.5 Change to affordability ratio from 2012 to 2022



Source: ONS House price to workplace-based earnings ratio (data release 22 March 2023)

3.21 This analysis demonstrates the strength – but also the skewed nature – of the housing market in Monmouthshire and the need for a meaningful response in order to attract and retain young and other working-age people to the County (or to halt them leaving). Given the attractive rural character of Monmouthshire and the existing profile of the housing stock, it is likely that it will continue to maintain a strong housing market. However, through the RLDP, the identification of land for 5,940 new homes, policies that seek to influence the mix of new homes, and the inclusion of a 50% affordable housing requirement will help to address some of the pressures that have been felt and will provide opportunities for younger people and families to live in the local authority area.

### Implications for strategy

3.22 Monmouthshire’s ageing population and declining working age population has been identified in various economic strategies as a potential challenge for the County. Whilst not unique to Monmouthshire, this demographic feature may threaten the foundations on which to build a thriving local economy for the future. Monmouthshire’s population is projected to grow at a slightly faster rate of 8.9% compared to the wider CCR area (8.1%) over the period to 2043 but a significant proportion of this growth will be accounted for by Monmouthshire’s older population. By contrast, its working age population is projected to decline by 1.5% from 2021 to 2043, whereas the CCR is projected to experience a 3.2% increase in its working age population over the same period.

- 3.23 In addition to increasing pressure on Monmouthshire's healthcare resources, its growing old age dependency ratio will create challenges for the County to sustain and grow a younger working age population to drive economic growth. Consequently, the emerging economic strategy for Monmouthshire should include measures to address the decline in working age population, and its younger workforce in particular.
- 3.24 Delivering appropriate housing in Monmouthshire will be critical to avoiding an over-reliance on an older workforce, including semi-retired people or those working beyond retirement age. This should include not just the delivery of more homes in response to general under-supply, but the provision of a greater mix of housing types, tenures and sizes. Doing so should help enable the growth of the working-age population and contribute to the tackling of Monmouthshire's affordability challenges. This analysis set out in this report highlights a circularity in terms of the need to deliver appropriate housing to retain and attract a younger population, in order to drive job growth and stimulate economic growth. Providing appropriate employment land in the right places will further support Monmouthshire Council's ambition to create the right conditions for a prosperous local economy that can continue to grow and contribute to the economic well-being of future generations.

## 4.0 Socio-economic context

4.1 This section provides an overview of the economic profile of Monmouthshire, relative to the previously identified comparator areas. This is intended to provide a measure of the health of the economy and identify key issues that need to be addressed and opportunities capitalised on as part of the emerging economic strategy.

### Economic activity

4.2 The economic activity level amongst residents of Monmouthshire aged between 16 and 64 was 78.7% between October 2021 and September 2022. This is higher than the economic activity rate in the wider CCR area (75.1%) (and also higher than each of the local authorities in the CCR area other than the Vale of Glamorgan which has an economic activity rate of 79.5%). However, it was lower than the other comparator areas<sup>11</sup>.

Table 4.1 Economic activity level amongst residents aged between 16 and 64

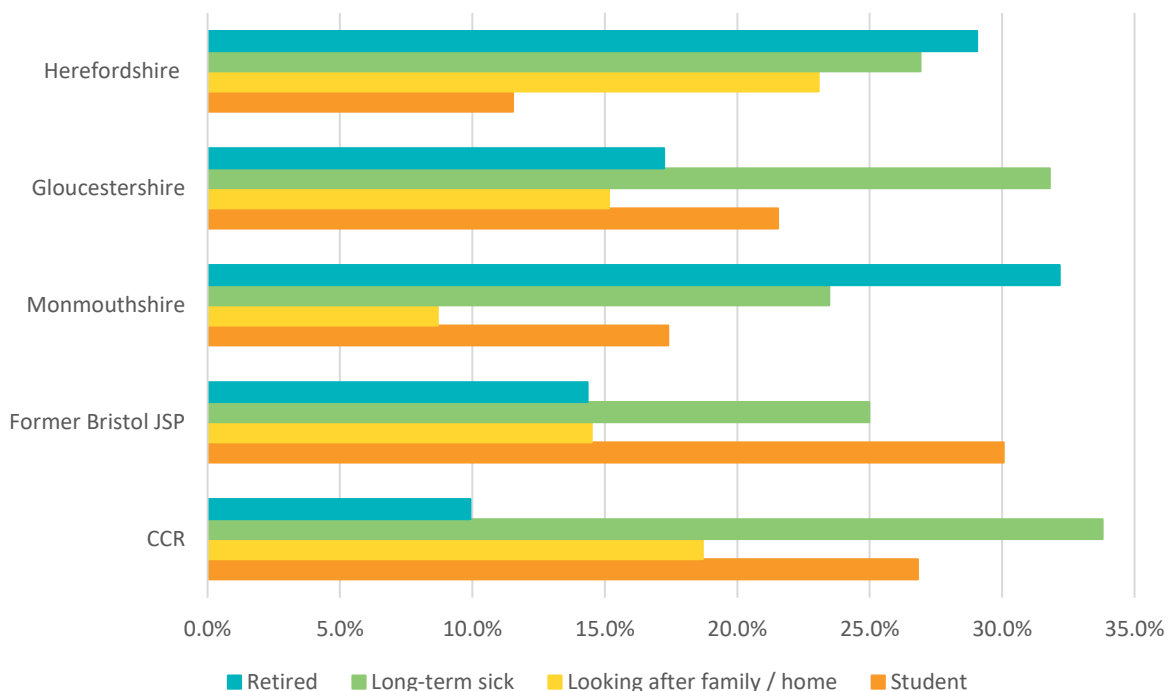
	Monmouthshire	CCR	Former Bristol JSP	Gloucestershire	Herefordshire
Number of economically active residents	42,500	717,500	619,600	312,600	87,900
% of residents that are economically active	78.7%	75.1%	82.9%	82.3%	79.0%

Source: Annual Population Survey October 2021 – September 2022 data release

4.3 Accordingly, 12.3% of Monmouthshire’s population was economically inactive in the period from October 2021 to September 2022. These rates for Monmouthshire and the comparator areas can be further understood with reference to the key factors shown in Figure 4.1.

<sup>11</sup> Annual Population Survey October 2021 – September 2022 data release

Figure 4.1 Reasons for economic inactivity



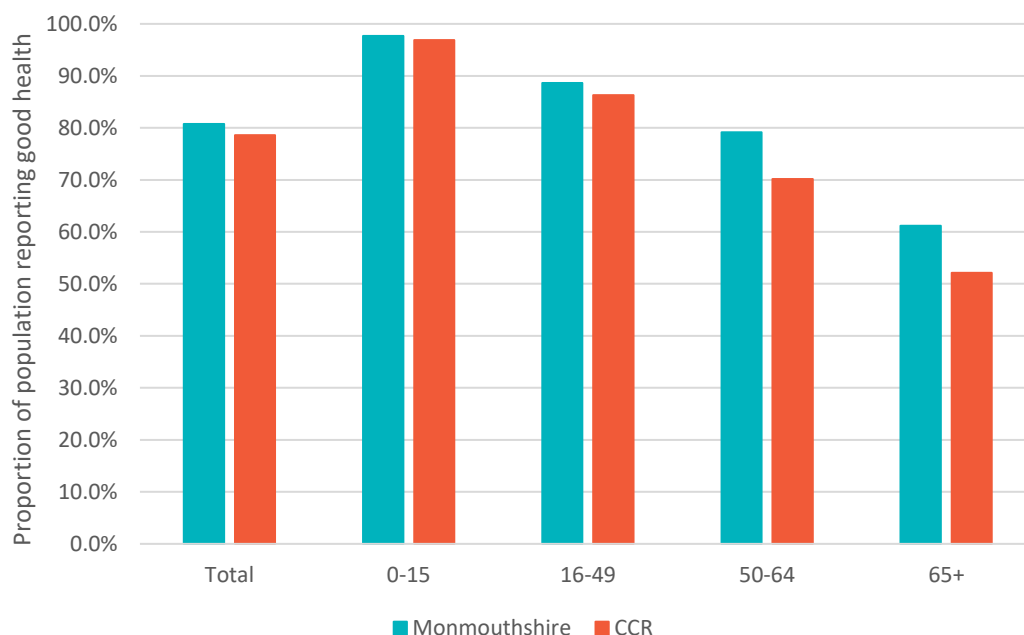
Source: Lichfields analysis of Annual Population Survey October 2021 – September 2022

4.4 A higher proportion of Monmouthshire’s economically inactive residents (aged 16 to 64) are retired relative to the comparator areas. The figure for Monmouthshire is significantly higher than the wider CCR area and above that of all other local authorities in South East Wales. This reflects the attractiveness of the area as a retirement destination but adds to the evidence of economic pressures arising from a declining workforce and the implications of this in terms of opportunities for economic growth.

4.5 Monmouthshire has a lower proportion of residents that are economically inactive because of long-term sickness (23.5%) and looking after family (8.7%) than the comparator areas. The lower figure for long-term sickness reflects Monmouthshire’s relative prosperity and high quality of life. This is reflected in 2021 Census data which shows that in every age cohort a higher proportion of people in Monmouthshire reported having good health than in the wider CCR area.



Figure 4.2 Proportion of population reporting good or very good health



Source: 2021 Census RM043

4.6 In addition, the lower proportion of people not working because of their family responsibilities reflects the age profile of Monmouthshire with fewer children and young adults than in the comparator areas.

## Unemployment

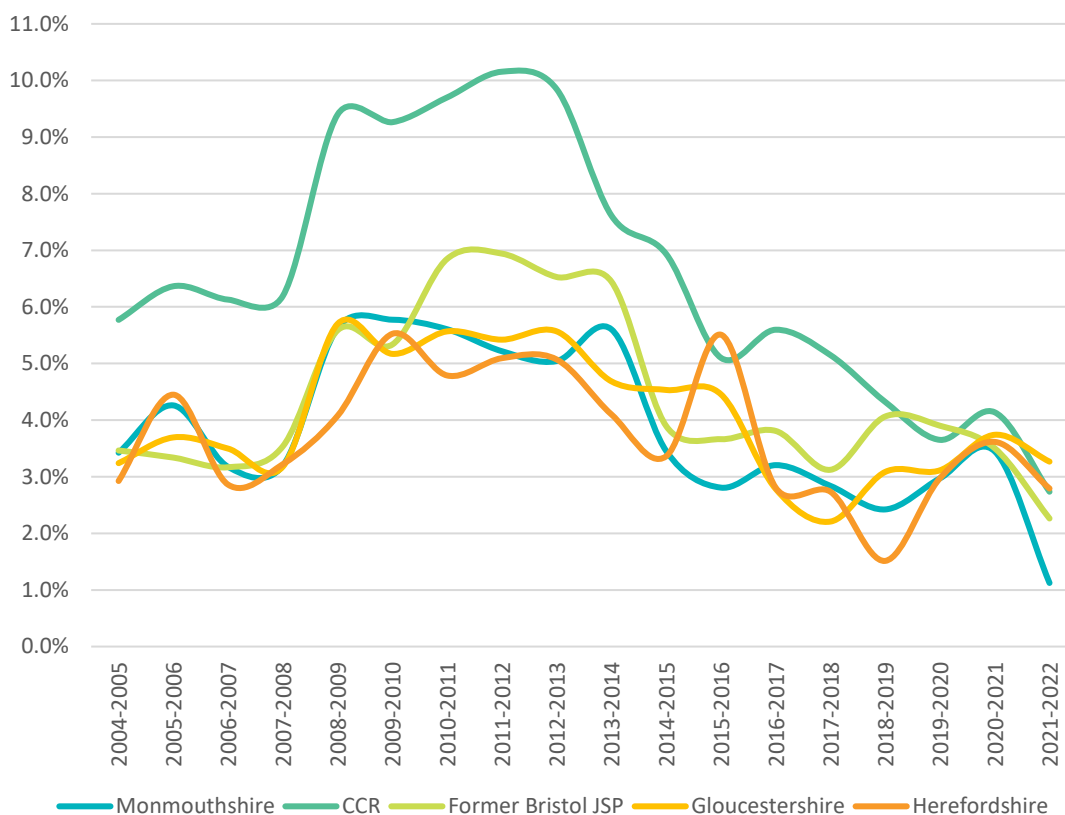
4.7 The unemployment rate for residents aged over 16 in Monmouthshire in the period from October 2021 to September 2022 was 1.1% (equivalent to 500 residents)<sup>12</sup>. This was lower than the wider CCR area (2.7%) and all of the individual local authorities in the CCR which varied significantly with some experiencing a high unemployment rate (for example, Newport: 5.3%; Caerphilly: 4.3%; Merthyr Tydfil: 4.1%) and others experiencing a much lower rate (for example Bridgend: 1.7%; Rhondda Cynon Taff: 1.7%; Vale of Glamorgan: 1.8%). The unemployment rate in Monmouthshire is also lower than the other comparator areas: Herefordshire: 2.8%; former Bristol JSP area: 2.3%; and Gloucestershire: 3.3%.

4.8 There has been a significant reduction in unemployment in Monmouthshire and all of the comparator areas since 2011-12, when the rate of unemployment was 5.2% in Monmouthshire and 10.2% across the CCR.

4.9 As illustrated in Figure 4.3, the unemployment rate in Monmouthshire has been consistently lower than in the CCR and the former Bristol JSP area and has tracked Gloucestershire and Herefordshire quite closely.

<sup>12</sup> Annual Population Survey October 2021 – September 2022 data release

Figure 4.3 Unemployment rate from 2004 to 2022



Source: Lichfields analysis of Annual Population Survey

4.10 This very low level of unemployment was acknowledged at the stakeholder engagement event as a particular pressure as it restricts the potential for businesses to grow without sourcing staff from outside of the local authority area.

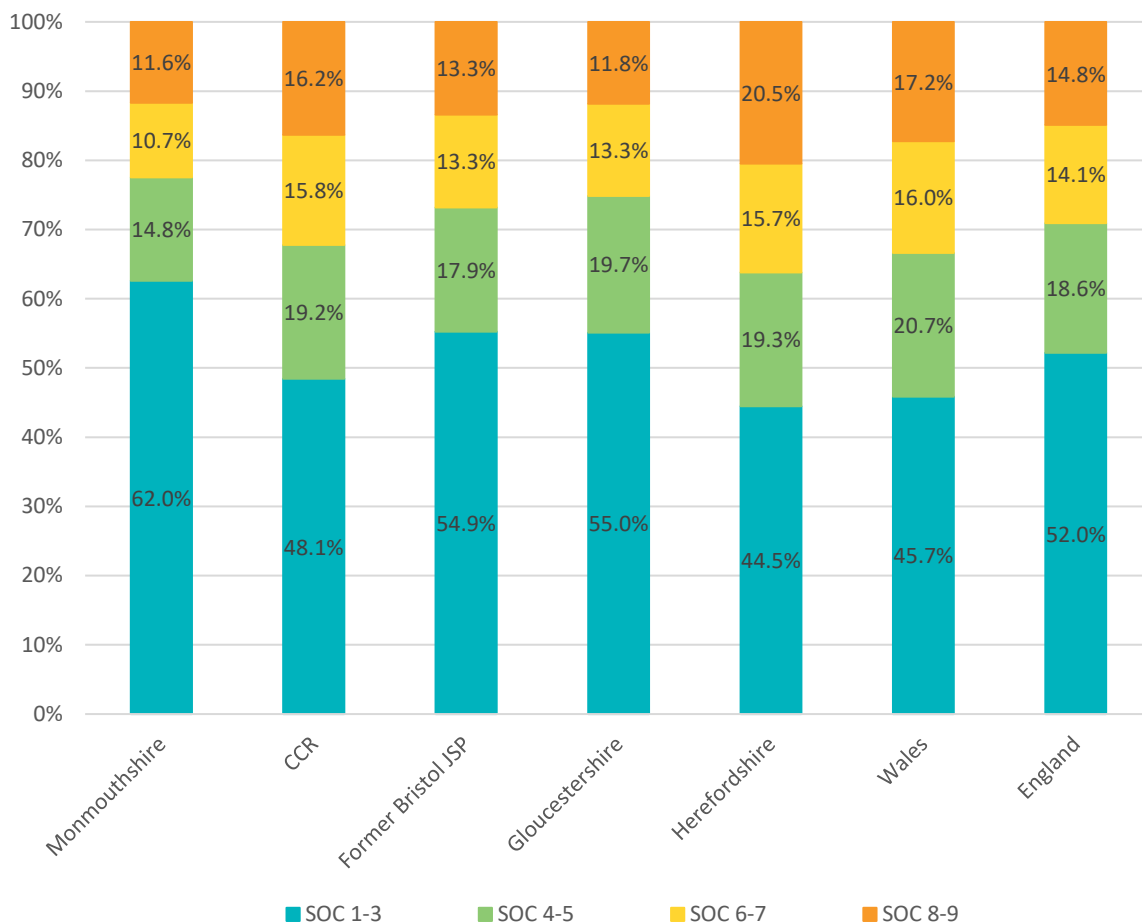
### Occupation

4.11 62.0% of Monmouthshire’s resident workforce is employed in the most highly skilled occupations of Standard Occupational Classification (SOC) 2010 major groups 1-3 (comprising managers, directors and senior officials; professional occupations; associate professional & technical). This represents a higher proportion of the most highly skilled occupations than in each of the comparator areas, as well as the Welsh and English averages.

4.12 By contrast, the proportion of workers employed within the less skilled occupations of SOC 2010 major groups 8-9 (comprising process plant & machine operatives and elementary occupations) is lower than that of the comparator areas.

4.13 Similarly, a lower proportion of Monmouthshire’s workers are employed in the middle SOC 2010 major groups (4-5: administrative & secretarial and skilled trade occupations and 6-7: caring, leisure and other services, and sales and customer service).

Figure 4.4 Employment by occupation SOC major groups

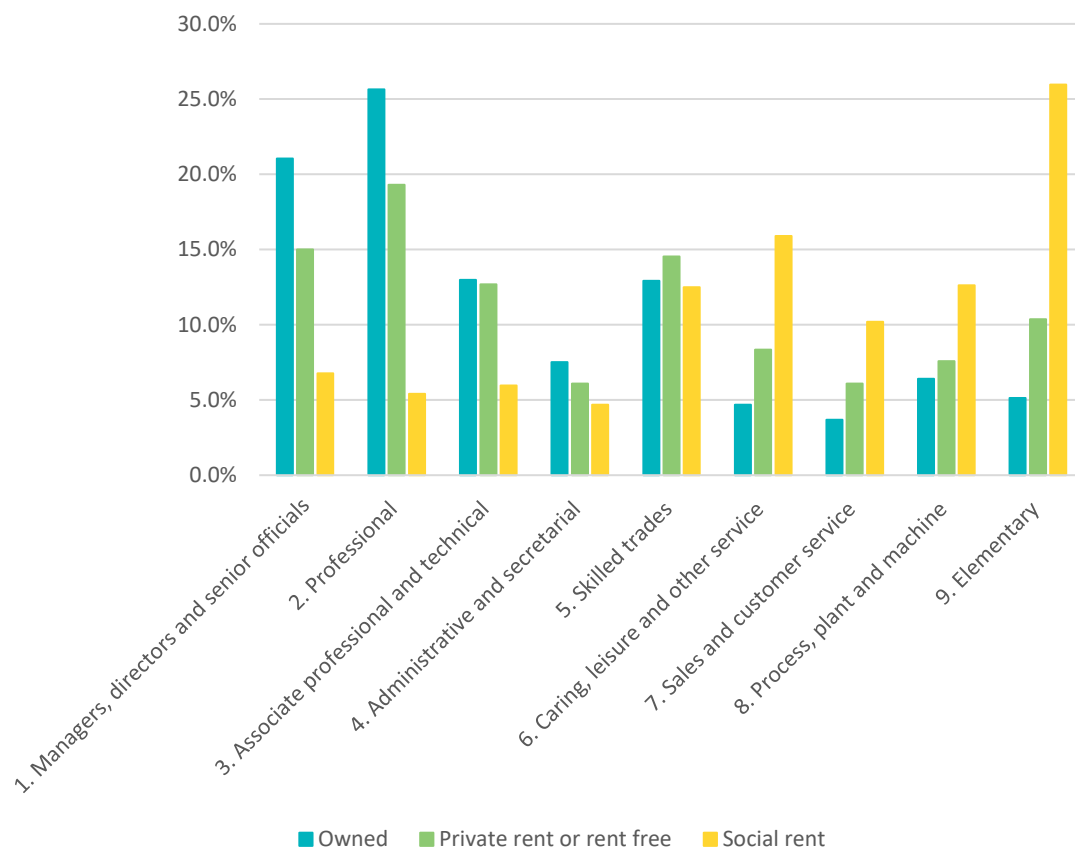


Source: ONS Annual Population Survey October 2021 to September 2022 data release

4.14

Whilst this evidence highlights the strength of Monmouthshire’s economy in terms of being characterised by an above-average proportion of people working in higher value occupation groups, it does raise questions regarding the extent to which it is balanced and caters for the needs of the whole population, including those with lower skill levels. This is a particularly important consideration in the context of the proposed requirement within the RLDP for 50% of new homes to be provided as affordable dwellings. A review of 2021 Census data shows that there is a clear correlation between housing tenure and occupation sector, with 59.7% of people living in homes that they own being in employed in SOC 2010 major groups 1-3, compared to just 18.2% of those living in social rented accommodation. Conversely 38.6% of people living in social rented accommodation are employed in SOC groups 8 and 9 compared to 11.5% of people that live in homes that they own.

Figure 4.5 Tenure by occupation in Monmouthshire



Source: 2021 Census RM140

4.15

The Census data also shows that residents of social rented properties tend to be younger than those living in privately rented properties. This is reflected in data provided by MCC’s housing officer relating to housing need (higher than Band 4) as of June 2023. This shows that 42.4% of households in need were headed by someone under the age of 34, compared to 14.9% headed by someone over the age of 60.

Table 4.2 Age profile of households in need

Age Band (head of household)	No. Households	% of total
Under 25	274	12.8%
25-29	304	14.2%
30-34	331	15.4%
35-39	268	12.5%
40-44	198	9.2%
45-49	159	7.4%
50-54	163	7.6%
55-59	131	6.1%
60-64	102	4.8%
65 and over	216	10.1%
<b>Total</b>	<b>2146</b>	

Source: MCC Housing Officer

4.16 Whilst the increased supply of affordable housing might play an important role in addressing the identified housing need in Monmouthshire, it would principally be expected to serve people that already live in the local area. This will be important in enabling local people to remain in the local authority area and will therefore help to rebalance the age profile of the local authority area. However, the increased delivery of affordable housing would not necessarily result in a larger number of people seeking employment in lower skilled occupations. Going forwards, the focus of the economic, employment and skills strategy should be to develop the skills of all residents and deliver higher value employment opportunities that reflect the needs of all residents.

4.17 In addition to assessing employment of the resident workforce by occupation, it is also useful to review the profile of jobs that are available within Monmouthshire. As illustrated in Table 4.3 and Figure 4.5, this again highlights the predominance of SOC1-3, although the difference between the proportion of the resident workforce employed in these senior occupations and the proportion of SOC1-3 jobs in Monmouthshire provides further evidence of out-commuting from the area by those in the most senior role and with the highest earnings. The differential between the proportion of the resident workforce and the proportion of jobs in SOC1-3 is substantially higher in Monmouthshire than in any of the comparator areas:

Table 4.3 Proportion of resident workforce with occupations in SOC groups 1-3

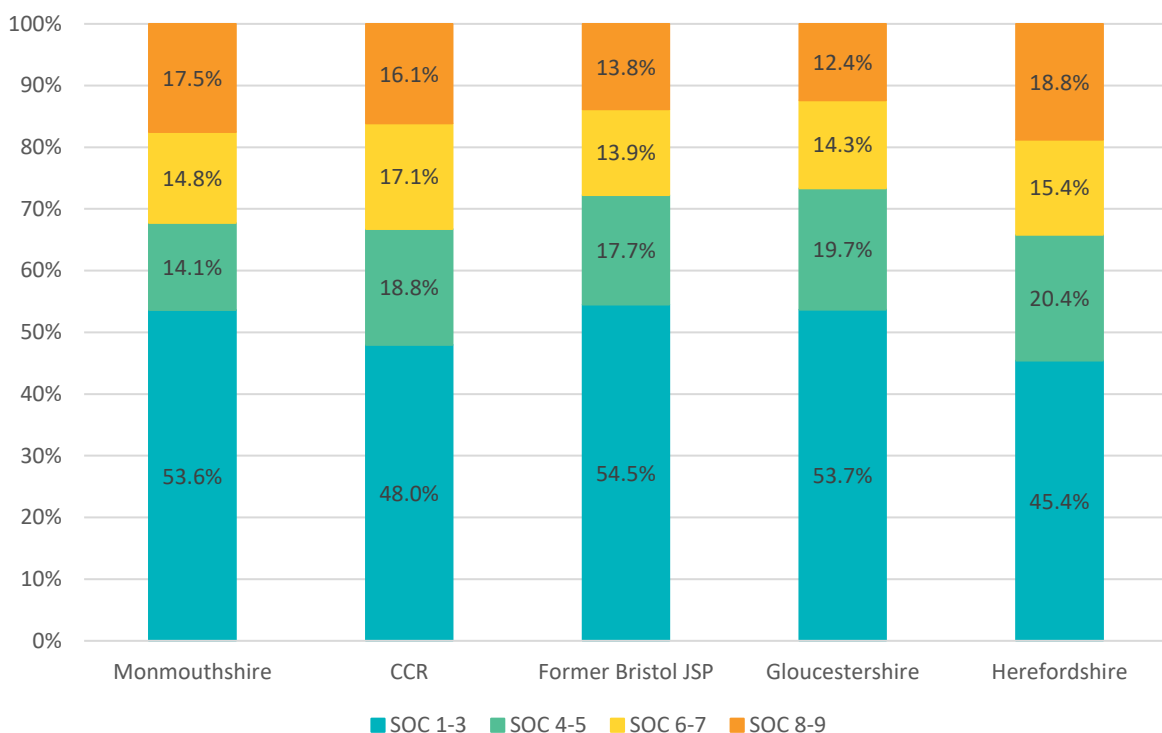
	Employment in SOC 1-3		Difference between jobs and resident workforce (percentage points)
	% of resident workforce	% jobs	
Monmouthshire	62.0%	53.6%	-8.4
CCR	48.1%	48.0%	-0.1
Former Bristol JSP	54.9%	54.5%	-0.4
Gloucestershire	55.0%	53.7%	-1.3
Herefordshire	44.5%	45.4%	+0.9

Source: ONS Annual Population Survey Oct 2021 – Sep 2022

4.18 The proportion of jobs in SOC major groups 4-5, 6-7 and 8-9 is much lower, and much more evenly aligned. It is noteworthy that the proportion of jobs in SOC 6-7 and 8-9 is higher than the proportion of the resident workforce that is employed in these sectors. This implies that some of these jobs are being filled by people that are commuting into Monmouthshire from elsewhere. Going forwards, this might provide opportunities for residents of Monmouthshire with lower skill levels to find employment within the local area.

4.19 Given the overall character of the Monmouthshire economy, it is interesting to note that the proportion of jobs in SOC8-9 is higher than in the CCR, the former Bristol JSP area and Gloucestershire. This may reflect the proportion of manufacturing activity within the area, although in the light of this and the high level of professional/managerial employment, it is surprising that the proportion of jobs in middle SOC groups 4-5 is lower than in the adjoining areas.

Figure 4.6 Jobs by SOC major group 2010



Source: ONS Annual Population Survey Oct 2021-Sep 2022

4.20 The evidence of the types of jobs that are filled by the resident workforce of Monmouthshire and the types of jobs that are available within the local authority area adds weight to the overall view of the area having a relatively high value local economy. This provides a basis for further intervention through the emerging economic strategy to focus on the continued attraction and development of higher value-added sectors and jobs, albeit that a balanced economy will require a wide range of employment opportunities that will serve the needs of all residents and will recognise the very important function served by less highly skilled positions.

### Educational attainment

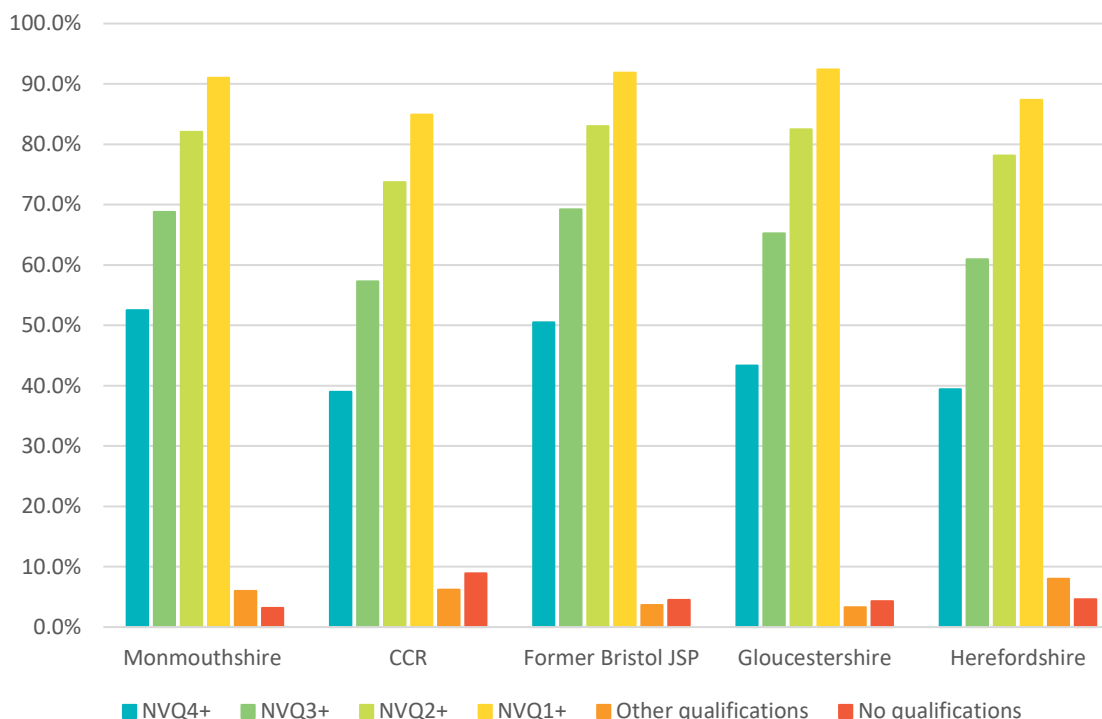
4.21 Reflecting Monmouthshire’s large proportion of people working in highly skilled jobs, a total of 52.5% have a qualification of NVQ Level4 and above. This is similar to the former Bristol JSA area (50.5%) but higher than each of the other comparator areas.

4.22 Just 3.2% of people aged between 16 and 64 in Monmouthshire have no qualifications, compared to 4.3% in Gloucestershire, 4.6% in Herefordshire and 4.5% in the former Bristol JSP area. This is significantly lower than the wider CCR area, where 8.9% of residents aged between 16 and 64 have no qualifications.

4.23 This analysis indicates that the population of Monmouthshire is well educated, and to a higher level when compared to the overall population of the wider CCR area. This reflects the evidence of the types of occupations undertaken by residents, as detailed above. However, as indicated below through analysis of income levels, there is evidence to show

that a proportion of people commute out of Monmouthshire for higher paid jobs.

Figure 4.7 Educational attainment of working age population



Source: ONS Annual Population Survey – October 2021 to September 2022 data release

4.24 This evidence highlights the extent to which the local population in Monmouthshire is well-skilled. It is important, however, to ensure that the workforce has appropriate range of skills and qualifications to meet the needs of existing and future businesses that operate in the area. Attendees at the engagement event emphasised the importance of maintaining a pipeline of a skilled workforce and stated that there was a need to develop a plan to ensure that a suitable flow of suitably skilled people can be maintained. This would require a detailed skills audit in terms of identifying those sectors that suffer from a skills gap and working with education and training partners to ensuring that any shortages can be addressed.

## Earnings

4.25 In 2022, the median gross weekly earnings for full time resident workers in Monmouthshire (£714.80) were higher than each of the comparator areas by some margin, including the average for the wider CCR area (£610.17) and each of the local authorities in the CCR area.

4.26 Median gross weekly earnings for those who work in Monmouthshire (£630.50) are 11.8% lower than for those that live in the authority area. This points towards a proportion of higher earners commuting elsewhere for work purposes. Figure 4.4 above shows that 62.0% of the resident workforce in Monmouthshire are employed in management, professional or associate professional positions whilst the workplace analysis illustrated in Figure 4.6 shows that 53.6% of jobs in Monmouthshire are in SOC groups 1 to 3. Even though the

workplace earnings for Monmouthshire are higher than in each of the comparator areas, save for the former Bristol JSP area, this indicates that a proportion of Monmouthshire residents that are employed in the most senior positions commute outside of the authority area. Whilst this trend is evident in all of the comparator areas with earnings by residence being consistently higher than earnings by workplace in each area, the differential between the residence-based and workplace-based earnings is higher in Monmouthshire. Going forwards, it would be important to consider ways in which this position might be changed through the attraction of a greater number of senior positions to Monmouthshire.

Table 4.4 Median gross weekly earnings

	Monmouthshire	CCR	Former Bristol JSP	Gloucestershire	Herefordshire
Median Gross Weekly Earnings by Residence	£714.80	£610.17	£659.78	£660.50	£560.10
Median Gross Weekly Earnings by Workplace	£630.50	£582.20	£646.83	£606.20	£543.20
Residence-based earnings as % of workplace-based earnings	113.3%	104.8%	102.0%	109.0%	103.1%

Source: ONS annual survey of hours and earnings (2022)

## Household Expenditure

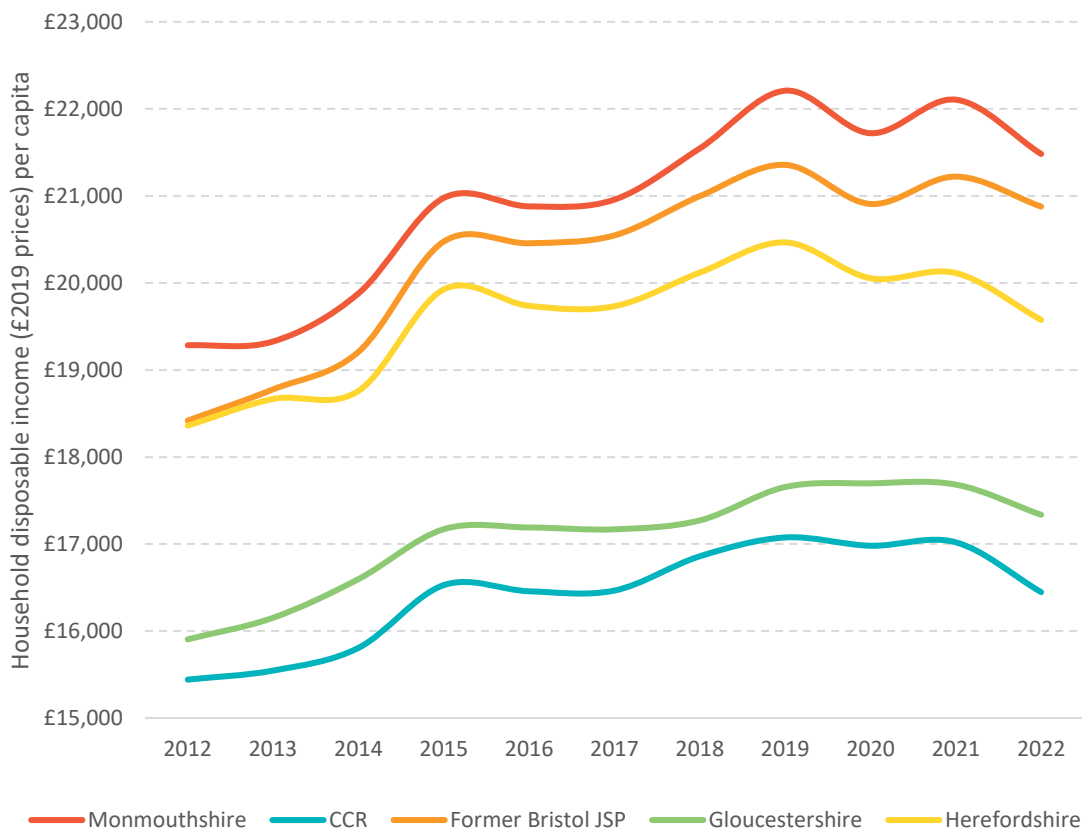
- 4.27 According to the latest Experian data<sup>13</sup>, household disposable income in Monmouthshire as in 2022 was equivalent to £21,481<sup>14</sup>. This was significantly higher than the CCR (£16,400), the former Bristol JSP area (£20,870), Gloucestershire (£17,335) and Herefordshire (£19,575).
- 4.28 Figure 4.8 highlights household disposable income across the various geographies over the last ten years, showing overall trends of increased disposable income over time. Disposable income dipped slightly for all geographies in 2020 because of the COVID-19 pandemic. However, Monmouthshire has consistently recorded the highest household disposable income per capita over the last decade.

<sup>13</sup> Experian (December 2022), Household expenditure

<sup>14</sup> Figures as 2019 prices per capita



Figure 4.8 Household Disposable income per capita (2019 prices)

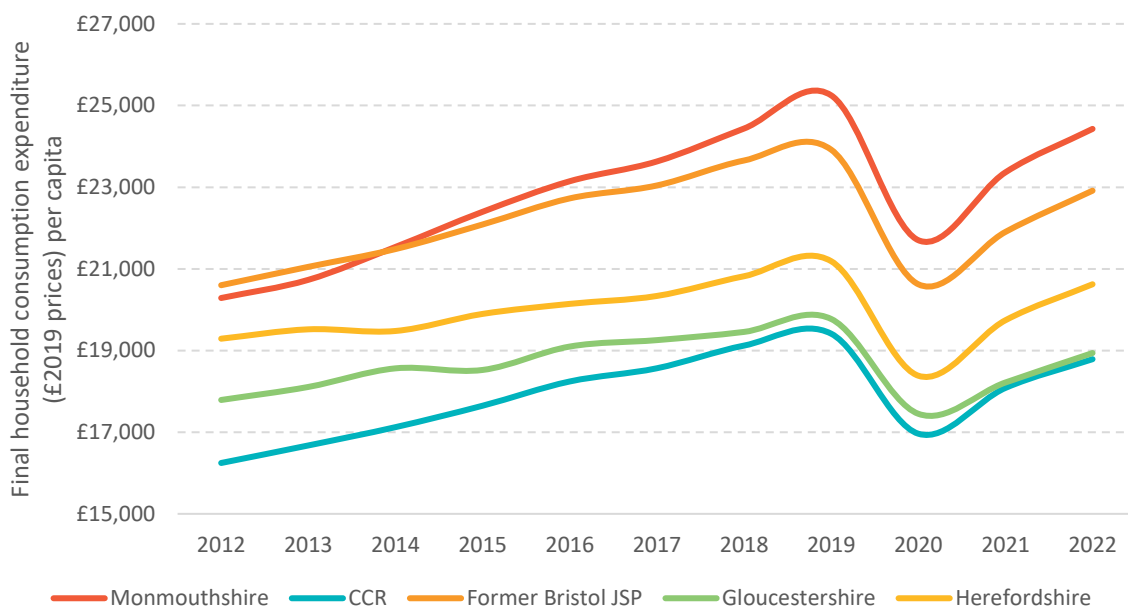


Source: Experian (December 2022)

4.29

Household final consumption expenditure highlights the market value of all goods and services purchased by households, excluding the purchase of dwellings. This indicator helps provide a measure of an economy’s growth based on the real income of its residents through its expenditure. In 2022, final consumption expenditure per capita in Monmouthshire was equivalent to £24,420; higher than for all of its neighbouring comparators. A similar trend was experienced within the comparator area – that the household final consumption increased steadily until 2019 before declining sharply in 2020 as a result of pandemic and then showing signs of recovery by 2022. The 2022 levels in Monmouthshire being at 96.7% of 2019 levels.

Figure 4.9 Final household consumption expenditure (2019 prices) per capita



Source: Experian (December 2022)

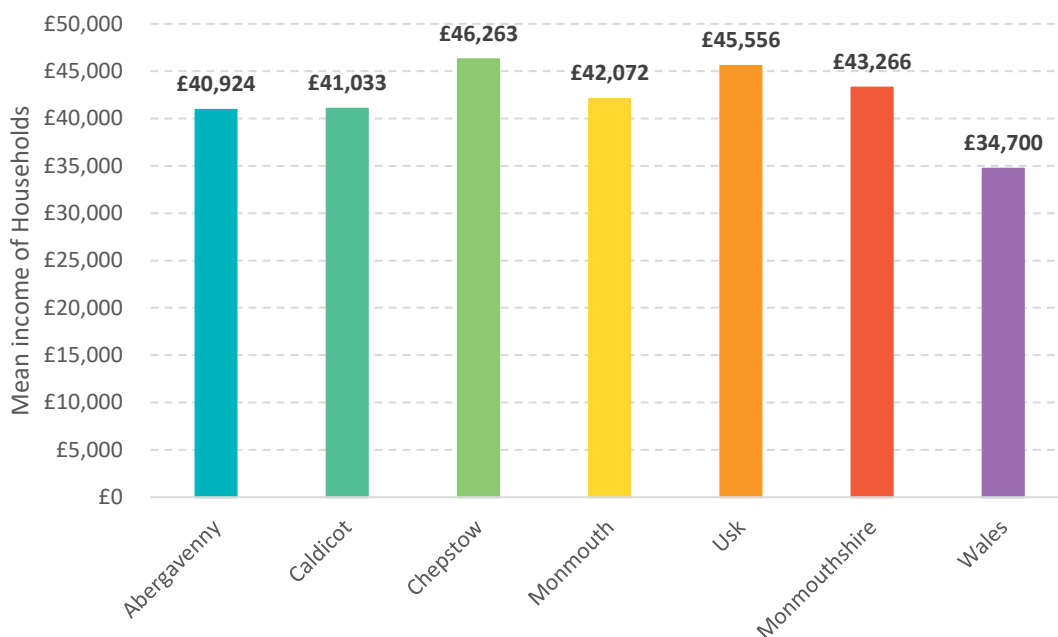
4.30 According to the latest Retail Background Paper (2021)<sup>15</sup>, lockdown restrictions and the pandemic as a whole had a large impact on town centres within Monmouthshire. However, the 2021 survey results indicate that retail centres in Monmouthshire have begun to recover with increased overall footfall across all centres and lower vacancy rates with exception of Monmouth, where there was a very marginal increase in vacancy.

4.31 Using Paycheck data<sup>16</sup>, Monmouthshire Council were able to look at the profile of resident population around catchment areas of various key town centres. The Paycheck dataset is developed by CACI and indexes annual household income from data available from the Census and other market research, including lifestyle surveys. Figure 4.10 highlights the mean income of households in various town centre catchment areas compared to Monmouthshire and Wales as a whole. This shows that residents within Chepstow town centre have the highest mean household income within Monmouthshire, equivalent to 13% higher than Abergavenny (which has the lowest household income) and 33% higher than the national household income in Wales. However, it is noted that all town centres in Monmouthshire outperformed the national household income of £34,700 recorded in 2021.

<sup>15</sup> Monmouthshire County Council (2021), Retail Background paper

<sup>16</sup> Paycheck data (2021), Gross Household Income for all UK postcodes; Available here at: <https://www.caci.co.uk/datasets/paycheck/>

Figure 4.10 Household income by town centre



Source: Retail Background Paper (2021)

- 4.32 The Consumer Shopping Habits Survey (2022)<sup>17</sup> highlighted that on average across Monmouthshire 63% of residents shopped at least once a week for their main food shopping for which the average percentage of weekly income spent on food was 21%. Most residents (90%) use a car for their main shopping and is retained within Monmouthshire. The most popular food shopping stores in Monmouthshire included Asda (Caldicot), Tesco Superstore (Chepstow), and Morrisons and Aldi in Abergavenny.
- 4.33 The most popular destinations for usual clothes and footwear shopping amongst residents of Monmouthshire were Bristol Cribbs Causeway (13%), Abergavenny (10%) and Hereford (10%). Another 24% of residents would buy fashion items online. Like in many places across the country, online shopping saw an increase during the pandemic with many residents continuing to shop online in preference to visiting town centres for non-food items. In fact, 79% of respondents have made changes to the way they shop since the pandemic, with 42% of respondents said they shopped online more often and 20% stating that they shopped less often. Overall, for non-food shopping residents were more likely to travel outside of Monmouthshire with Bristol Cribbs Causeway, Hereford and Newport Retail Park all being popular destinations for non-food shopping although this did vary by postcode sector.
- 4.34 For leisure activities, 43% of respondents said they visited cinemas, with the most frequently visited cinemas being in Abergavenny (12%) and Monmouth (12%). Only 19% of respondents said they visited the leisure centre of which Caldicot saw more visits for its leisure centre (17%), followed by Hereford (15%) and Abergavenny (13%). On the whole, travel for cinema and gym use still remains fairly local, with local independent providers still remaining popular. Unsurprisingly, Cardiff remains the most popular destination in the region when it comes to residents going to the theatre, art galleries and museums.

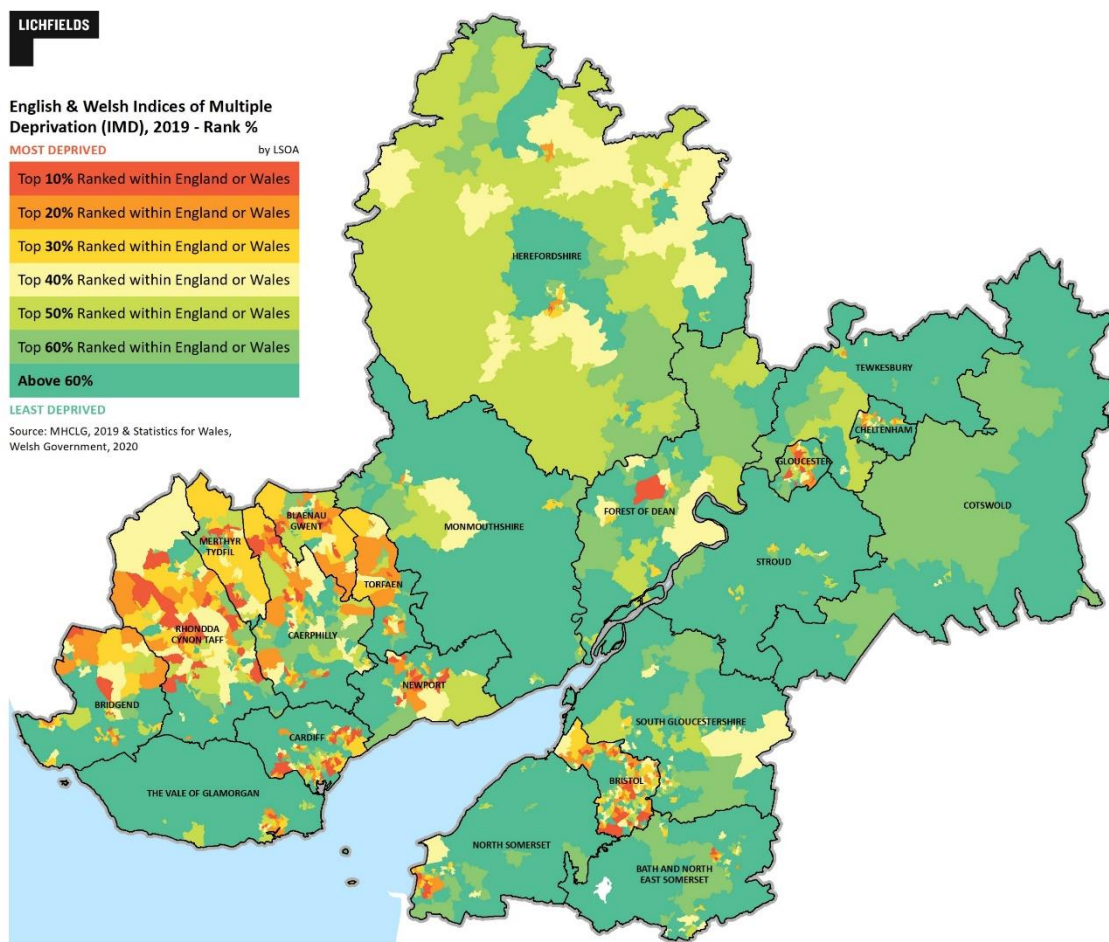
<sup>17</sup> Future Focus Research (2022), Consumer Shopping Habits Survey

## Deprivation

- 4.35 Deprivation at the local authority level is measured by the Wales Index of Multiple Deprivation (WIMD) (2019) which uses a series of data to rank across seven domains relating to income, employment, education, health, community safety, physical environment and access to services. Together, these categories produce a multiple deprivation score for each local area (at the lower super output area (LSOA) level). In Wales, the scores given to each LSOA are combined to indicate what proportion of the most deprived LSOAs are in each local authority.
- 4.36 Compared to the other CCR authorities, the WIMD identifies that Monmouthshire scores best by total overall score and for each of the seven domains, other than access to services. Of the 10% most deprived LSOAs in Wales, none are in Monmouthshire, and of the 50% most deprived LSOAs in Wales, just 12 are in Monmouthshire whilst 44 are in the 50% least deprived LSOAs in Wales. By comparison, a number the worst performing local authorities (by overall score) are in the CCR, with Newport having 24 LSOAs in the most deprived 10% in Wales, Merthyr Tydfil having 22 LSOAs in the most deprived 10% and Cardiff and Rhondda Cynon Taf each containing 18 of the most deprived 10% LSOAs in Wales.
- 4.37 For access to services,(the domain in which Monmouthshire performs most poorly), 15 LSOAs (27% of all LSOAs in Monmouthshire) are within the 10% most deprived LSOAs in Wales, whilst 37 (66% of all LSOAs in Monmouthshire) are within the 50% most deprived in Wales. The access to services domain considers households' ability to access a range of services necessary for day to day living, including both material deprivation (e.g. not being able to get food) and social aspects of deprivation (e.g. not being able to attend afterschool activities). These results are likely to be attributable to the rural character of Monmouthshire which means that residents are forced to travel longer distances to access key services and facilities. Indeed, the rural authorities tend to perform more poorly than urban authorities in relation to this metric. Poor access to services may have an impact on the local economy as it will result in a leakage of expenditure to surrounding areas.
- 4.38 With an ageing population and declining proportion of working age population, the threat to provision of local services is further threatened because of the reduced demand for and expenditure on core amenities and facilities. In other words, an imbalanced local demographic profile can undermine the viability of, and need for, provision of some service activities which are typically essential to upholding the vibrancy of towns and villages.
- 4.39 Monmouthshire performs best in respect of the health domain which considers indicators like birth rate, GP-recorded chronic conditions and limiting long-term illness to capture deprivation relating to the lack of good health. No LSOA in Monmouthshire is in the 10% most deprived in Wales, and just 11 are in the 50% most deprived. Within the CCR area, Blaenau Gwent and Merthyr Tydfil perform poorly in respect of this domain 4.6% of the 50% most deprived LSOAs in Wales being in Blaenau Gwent and 4.7% being in Merthyr Tydfil.
- 4.40 Monmouthshire also performs very strongly in relation to income, employment, education and community safety – socio-economic metrics that are reflected elsewhere in this report and that highlight the strength of the economy with high levels of income, educational attainment and employment in high value-added sectors. In respect of each of these indices, c.75% of LSOAs in Monmouthshire are within the 50% least deprived in Wales.

4.41 The overall strong performance of Monmouthshire in terms of deprivation is illustrated in Figure 4.11 which provides an overview of IMD scores across the sub-region. Monmouthshire is unique in Wales in terms of its very high scores and only a limited number of comparator authorities in England are seen to perform equally strongly.

Figure 4.11 English and Welsh IMD rank



Source: Stats for Wales 2020 and MHCLG 2019

## Implications for strategy

4.42 Compared to most of the comparator areas (with the exception of CCR), Monmouthshire is characterised as having a population with a high rate of economic inactivity. This reflects the attractiveness of the area to older and retired people as a high-quality place to live (including those of working-age who are retired and those of retirement age choosing to remain in work). This demographic imbalance and lower rate of economic activity places pressure on the County in terms of its declining workforce which raises fundamentally important implications in terms of the latent growth potential the local economy. This indicates a need for new, high value and more diverse employment opportunities to be created in the County that will help retain working age residents and attract the same from

neighbouring authorities. Measures to help rebalance Monmouthshire's socio-demographic profile should form a core element of the emerging economic strategy.

- 4.43 Monmouthshire has a high value and high skills economy, as indicated by a higher proportion of its workers being employed in SOC major groups 1-3 than each of the comparator areas and the Welsh and English national averages, and the high level of educational attainment of its residents. In terms of its high educational attainment levels, the policy context indicated that Monmouthshire has numerous strong educational facilities, however it faces challenges in retaining its successful younger residents to stay in the County. Framing this in terms of Monmouthshire's age profile and high retirement rate indicates that Monmouthshire succeeds in attracting older residents to work, but struggles to retain a younger working age population.
- 4.44 Whilst Monmouthshire's high value and high skills economy provides a strong basis for future development and economic growth, this should be viewed in the context of the existing skills profile of residents in Monmouthshire and the reality that, although the local population is highly educated, there are some known skills gaps which may serve to limit the potential for future economic growth.
- 4.45 Monmouthshire's high gross weekly earnings for full time residents (compared to the comparator areas) reinforces the findings above that Monmouthshire's residents are highly skilled and work in high value occupations. However, median gross weekly earnings from those working in Monmouthshire are 11.8% lower than for those living in the authority area. This indicates that whilst Monmouthshire's residents are highly skilled, a high proportion are out-commuting to neighbouring authorities like Newport, Cardiff and Bristol. Greater job creation in more diverse sectors is required to encourage greater level of self-containment in the County. As well as contributing to the future growth of Monmouthshire's economy, this would enable MCC to meet other various aims, like reducing its carbon emissions, a significant proportion of which is attributed to residents commuting to work.
- 4.46 Whilst Monmouthshire generally enjoys very low levels of deprivation, specific challenges should not be disregarded. In particular, access to services is viewed as a particular area of concern. This largely reflects the rural nature of Monmouthshire and is reflected in the high level of leakage of expenditure from the local economy. Furthermore, Monmouthshire's increasing local demographic imbalance may undermine the viability of, and need for, provision of some service activities which are typically essential to upholding the vibrancy of towns and villages.
- 4.47 Going forward, efforts to revitalise local communities through the delivery of new housing, broaden the demographic profile of the local area and improve physical and digital accessibility would all contribute to an improvement in access to services.

## 5.0 Connectivity

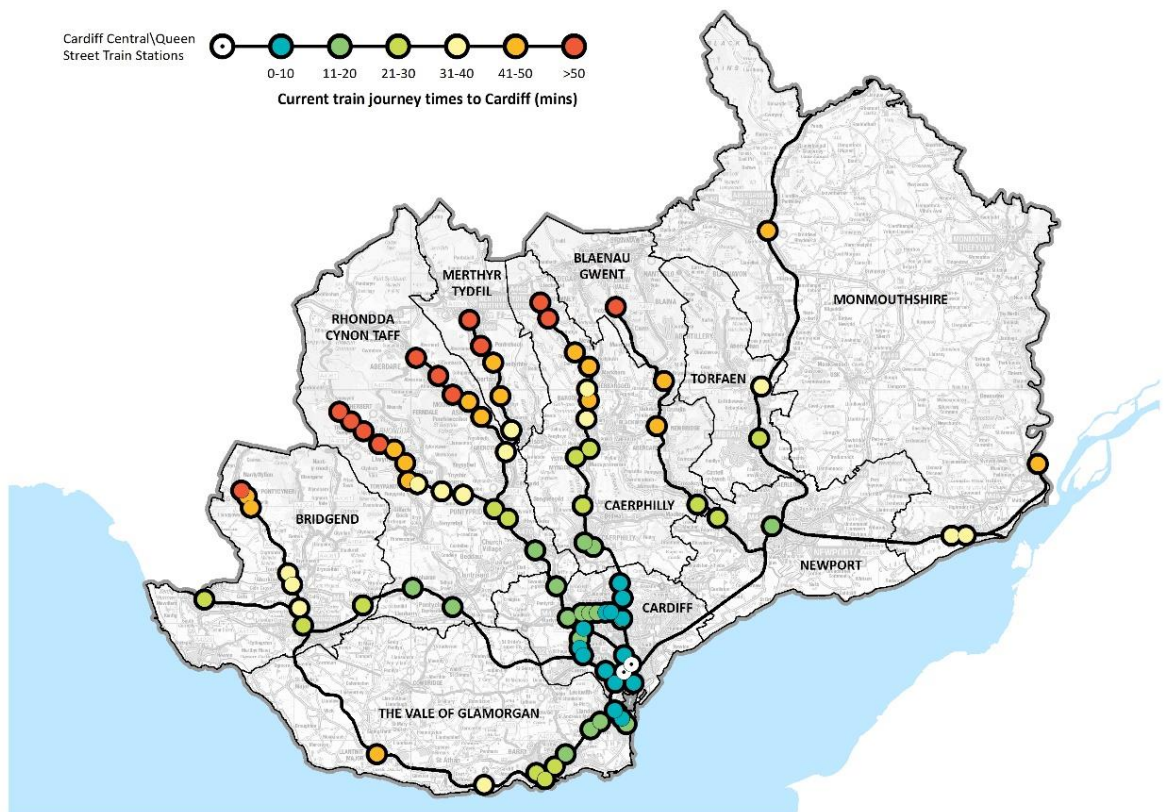
5.1 This section provides an overview of the physical and digital connectivity available to residents in Monmouthshire. A review of Monmouthshire’s physical connectivity considers public transport and highways connections within the County and to its neighbouring authorities, while the digital connectivity review shows varying access to broadband across the County and how this has changed in recent years.

### Physical connectivity

#### Rail network

5.2 Monmouthshire has four railway stations, as shown in Figure 5.1. These are located in Abergavenny, Caldicot, Chepstow, and the Severn Tunnel Junction. Whilst this is a limited number, they provide good connections to neighbouring hubs like Cardiff, Newport, Bristol, Gloucester, and Hereford.

Figure 5.1 Locations of train stations



Source: Lichfields review of National Rail Enquiries

5.3 Whilst Monmouthshire is served by rail to neighbouring authorities, these connections are lengthier than car journeys. For example, it takes c.25 minutes to drive from Chepstow to Bristol Parkway, but c.1 hour on the train. The Severn Tunnel Junction station is however well connected to the South West of England.

5.4 Despite having relatively good connections to neighbouring authorities and nearby cities, there is limited scope for easy rail connections across Monmouthshire. For example, there are no direct trains connecting Caldicot, Chepstow or the Severn Tunnel Junction to Abergavenny, with journey times varying from c.50 minutes to over an hour. These rail connections are made less reliable by the fact that trains tend to run on an hourly basis from Abergavenny to the train stations in the south of Monmouthshire, and that an anytime day return ticket costs £17.00.

5.5 Under the Cardiff Capital Region initiative, the South Wales Metro system is being developed to improve connectivity across the region. This will incorporate a combination of joined-up services using trains, buses and light rail. Monmouth was initially considered as a potential location to develop a light rail stop but plans for this were stalled in 2019. As such, investment in the South Wales Metro system will predominantly improve connections to the West of Cardiff to the Valleys region, rather than towards Monmouthshire.

### **Bus routes**

5.6 Similar to the rail network, there are limited bus services connecting Monmouthshire's towns to each other and to its more rural settlements. Monmouthshire Council's website indicates that most bus services in the County operate in and around Abergavenny, and a review indicates that these are infrequent services that operate with less than one bus per hour<sup>18</sup>. Busses in the south of the County are operated by Newport Bus, and connect Chepstow, Magor, Usk, Monmouth and Caldicot to Newport. There are also services operating within Chepstow town centre.

5.7 There is a direct bus connection from Chepstow to Monmouth (c.50 minutes), however there are no direct connections between Chepstow and Abergavenny and a bus journey will take almost two hours. Similarly, there are no direct bus connections between Caldicot and Abergavenny or Monmouth.

### **Car ownership**

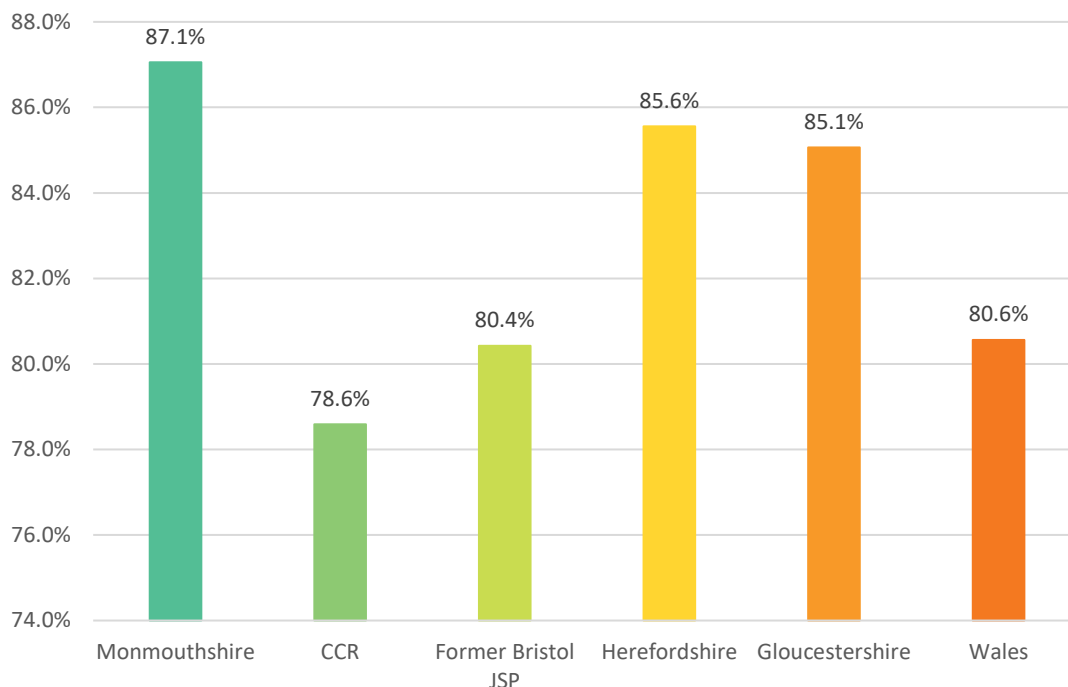
5.8 A higher proportion of households in Monmouthshire own one or more cars (87.1%) than each of the comparator areas, with a significantly higher proportion of households owning a car than Wales (80.6%) and the wider CCR area (78.6%). Monmouthshire's high car ownership rates could be attributed to a number of factors including:

- 1 Rural landscape and smaller towns with fewer amenities in close proximity to settlements;
- 2 Limited access to public transportation connecting Monmouthshire's main towns, within and extending beyond the County's boundaries;
- 3 High proportion of residents out-commuting for work; and,
- 4 High earning residents having greater access to car ownership than lower paid workers and residents in neighbouring local authorities.

<sup>18</sup> <https://www.monmouthshire.gov.uk/buses-trains/bus-timetables-2/>



Figure 5.2 Car ownership by household



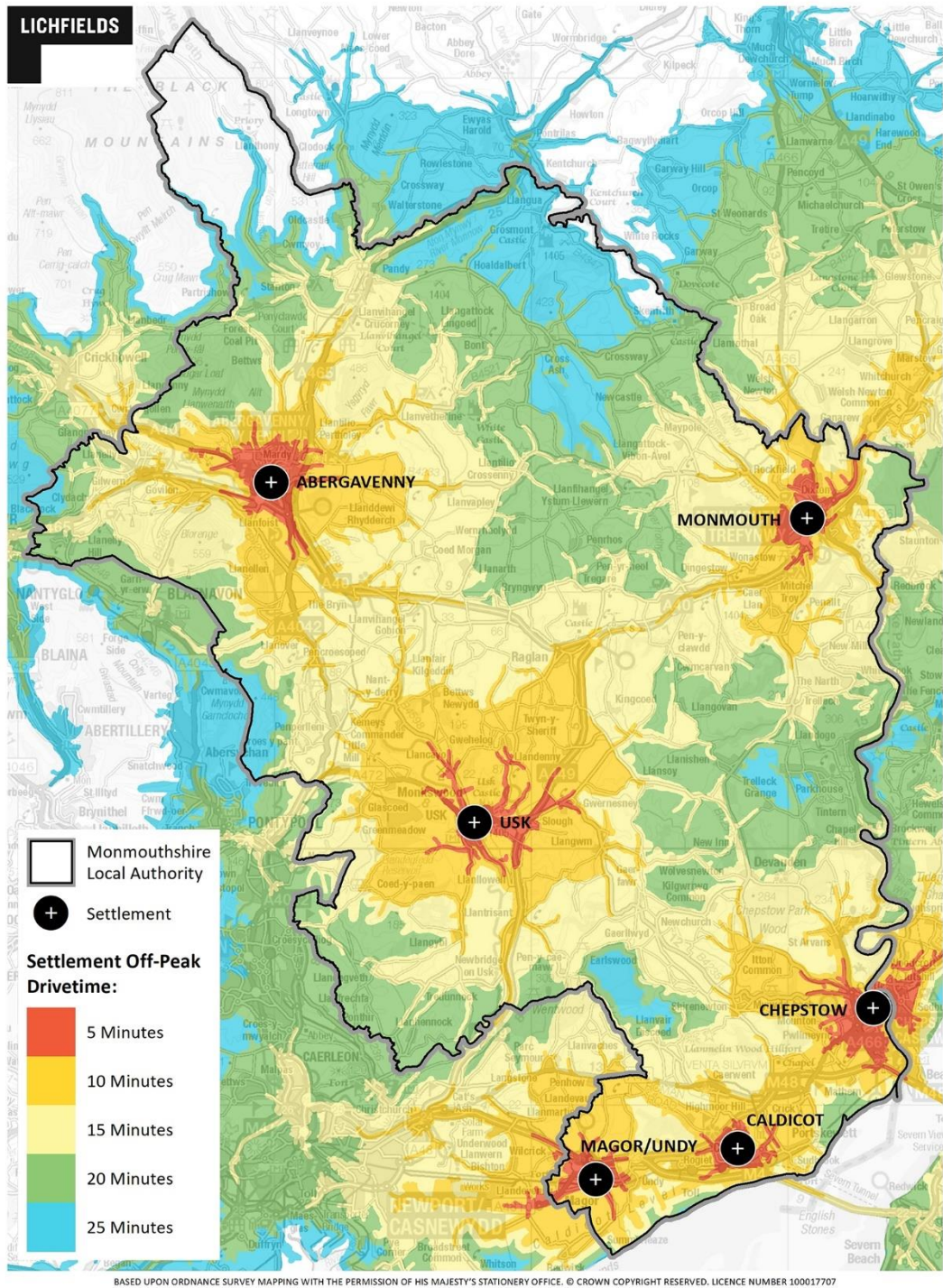
Source: Lichfields analysis of Census 2021 (SM008)

## Road network

- 5.9 There are only two motorways servicing Monmouthshire: the M4 connecting Cardiff to the second Severn Crossing and the M48 connecting Chepstow to the Severn Crossing. These motorways provide strong connections to Monmouthshire’s neighbouring authorities. However, these are most beneficial to Caldicot and Chepstow, rather than Abergavenny and Monmouth. There are a number of trunk roads connecting Monmouthshire’s towns but congestion around the main settlements has an adverse impact on journey times. A consequence of the limited nature of highway connections across Monmouthshire is that key roads (including those outside of the settlements) are highly congested, which further impacts on connectivity between Monmouthshire and key centres like Cardiff<sup>19</sup>.
- 5.10 The removal of the need to pay a toll at the Severn Road Bridge and Second Severn Crossing has improved access to South West England, both for Monmouthshire’s in and out commuters. This labour market benefit may well translate into business and trade benefits in future years.

<sup>19</sup> Monmouthshire County Council Local Transport Plan: <https://www.monmouthshire.gov.uk/app/uploads/2015/07/MLTP-MASTER-v1-1.pdf>

Figure 5.3 Off-peak drive times from main settlements in Monmouthshire



Source: Experian (2023)

## Commuting

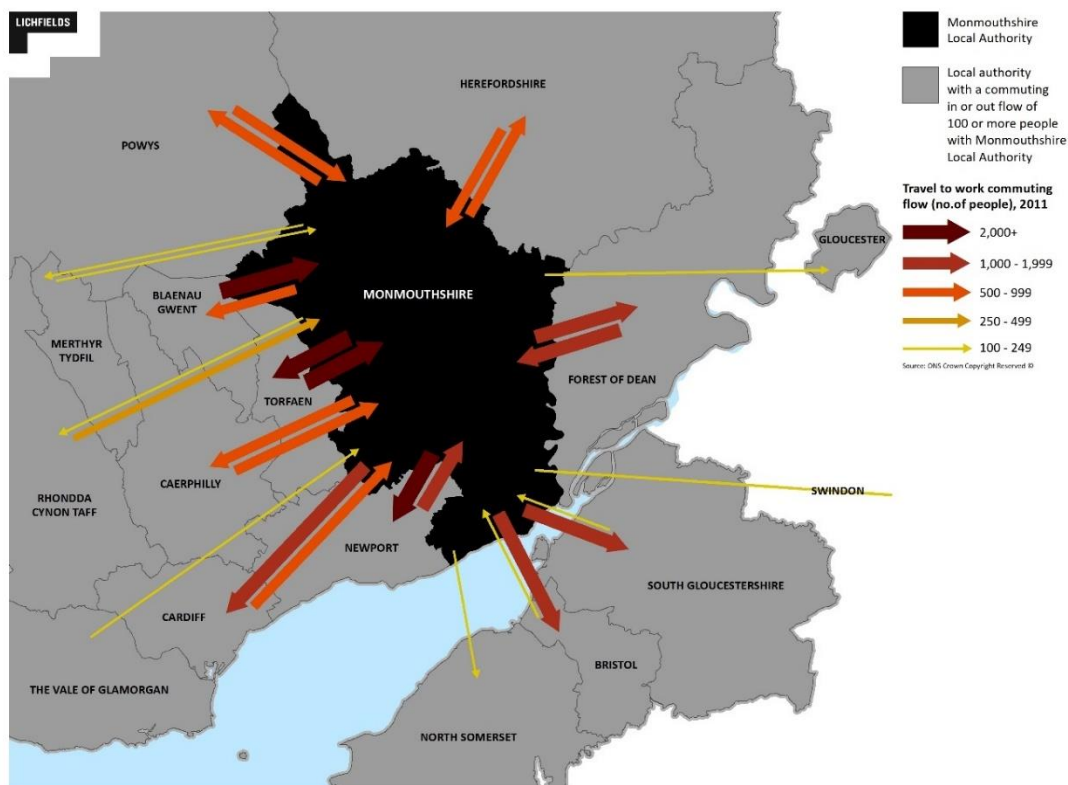
5.11

Data relating to commuting trends is provided every ten years in the census. Whilst ONS has released a considerable volume of data from the 2021 Census, it has not yet published any information relating to commuting trends at the time of writing. It is further noted that

the published Census data release programme (which covers the period to November 2023) does not include any reference to commuting data. In the light of this, the analysis set out below draws on the 2011 Census. It should be noted that the trends that are detailed are likely to have changed as a result of wider changes such as the abolition of the Severn Bridge tolls and increased levels of homeworking following the COVID-19 pandemic. The economic strategy should take account of the 2021 Census data if this is available at the time of preparation.

5.12 In 2011, Monmouthshire attracted a total of 12,995 in-commuters (46.0% of 28,261 workers) and generated 17,609 out-commuters (53.6% of 32,875 residents). This resulted in a net total of 4,614 out-commuters<sup>20</sup> – equivalent to 14.0% of the resident workforce. By way of context, of the 21 authorities that form the comparator areas, 12 authorities experience net out-commuting whilst nine experience net in-commuting. The highest relative levels of net out-commuting are in Forest of Dean (equivalent to 28.5% of resident workforce), Caerphilly (28.0%) and Vale of Glamorgan (26.9%). In each case, the proximity and connectivity to larger centres (Bristol in the case of Forest of Dean and Cardiff in the case of Caerphilly and Vale of Glamorgan) is a key factor.

Figure 5.4 Commuting trends for Monmouthshire



Source: Census 2011 (WU02UK)

5.13 As illustrated in Figure 5.4, Monmouthshire has complex commuting relationships with its neighbouring areas and this profile has an important bearing on the economic characteristics of Monmouthshire. The County has large commuting flows in both

<sup>20</sup> 2011 Census

directions with a number of surrounding authorities. Key destinations for its residents include:

Table 5.1 Destination of out-commuters from Monmouthshire (>1,000 people)

Destination	Number of workers living in Monmouthshire	% out-commuting from Monmouthshire
Newport	3,985	22.6%
Torfaen	2,289	13.0%
Cardiff	1,754	10.0%
South Gloucestershire	1,474	8.4%
Bristol	1,303	7.1%
Forest of Dean	1,070	6.1%

Source: 2011 Census

5.14 The key places of residence for those people that commute to Monmouthshire include:

Table 5.2 Origin of in-commuters to Monmouthshire

Origin	Number of residents working in Monmouthshire	% in-commuting to Monmouthshire
Torfaen	2,459	18.9%
Blaenau Gwent	2,279	17.5%
Newport	1,803	13.9%
Forest of Dean	1,661	12.8%

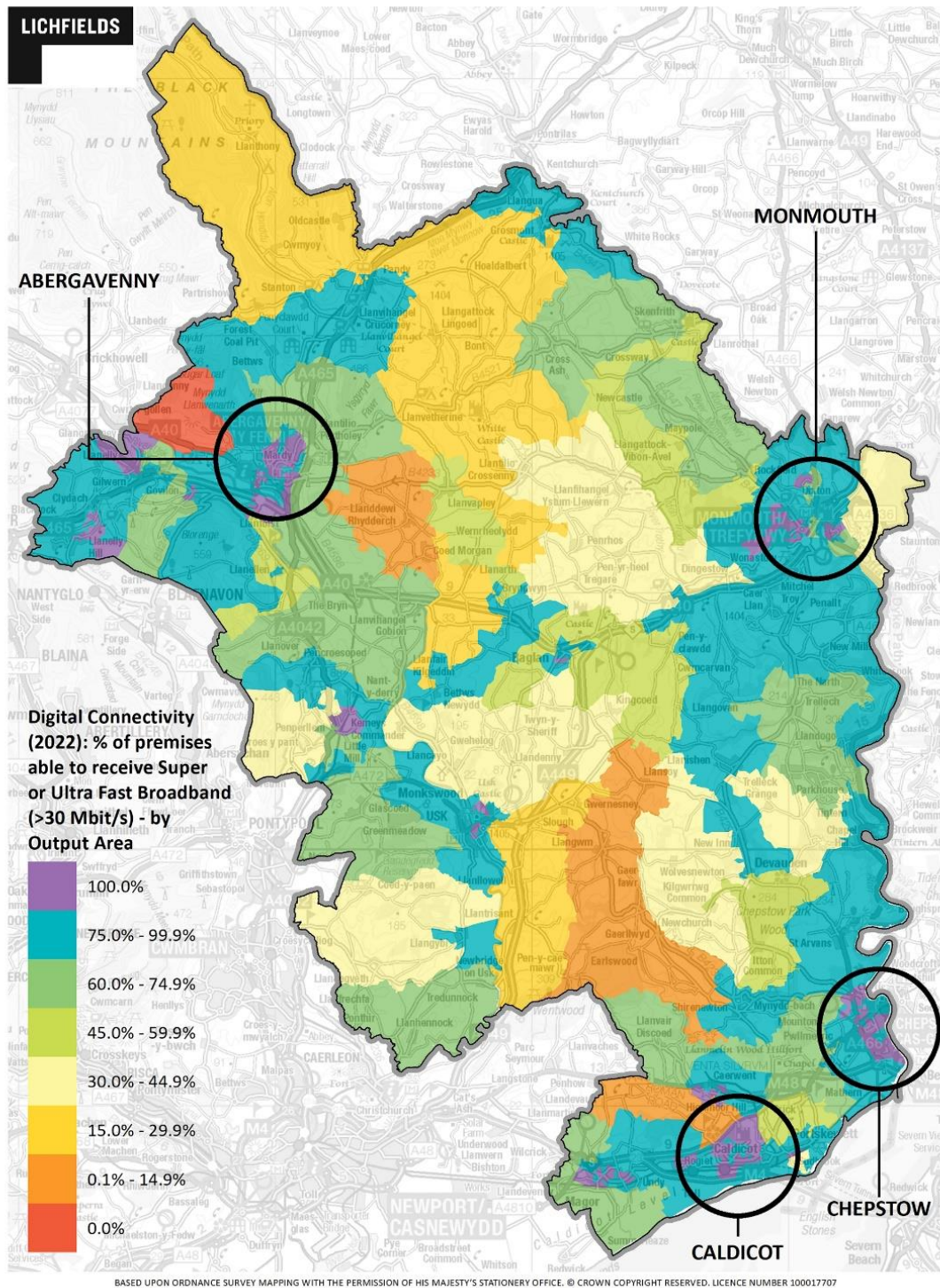
Source: Census 2011

5.15 This data indicates that Newport accounts for the highest proportion of Monmouthshire’s out-commuting flows whilst Torfaen attracts for the greatest proportion of its in-commuters. Monmouthshire has the strongest commuting relationships with Newport, Torfaen, and the Forest of Dean.

## Digital connectivity

5.16 Strong digital connectivity is vital for driving business growth in the local economy. Poor access to digital connectivity is a restricting factor that hinders the ability of existing and emerging businesses to establish themselves in certain areas, thereby affecting a local authority’s ability to attract business, create employment opportunities and to drive future economic growth. Figure 5.5 shows that outside of outside of the four main settlements of Monmouthshire, Abergavenny, Chepstow and Caldicot, few areas have 100% of premises able to access super-fast broadband (SFBB) and ultra-fast broadband (UFBB). Even within the main settlements, there are number of output areas where not all premises have access to SFBB and UFBB.

Figure 5.5 Digital connectivity in Monmouthshire 2022



Source: Ofcom Connected Nations Survey 2022

5.17

Access to SFBB and UFBB varies across Monmouthshire, with a high proportion of output areas containing premises where fewer 60.0% of premises have access to SFBB or UFBB. Through an analysis of Ofcom data the House of Commons Research Briefing Paper

*Gigabit-broadband in the UK: Government targets and policy*<sup>21</sup> provides a comparison of Monmouth a number of broadband indicators in the Monmouthshire constituency (including urban and rural area split) to Wales and the UK. This shows how the local in respect of digital connectivity is worse than cross Wales and the UK and that, furthermore, there are significant variations in the level of connectivity in the rural and urban parts of Monmouthshire.

Table 5.3 Broadband coverage and speeds in Monmouthshire constituency, Wales and UK

Area	Av. download speed (Mbps)	Superfast availability	Receiving under 10 Mbps	Receiving over 30 Mbps
Monmouthshire	56.1	86.7%	14.0%	68.0%
- Urban areas	62.2	97.7%	8.9%	75.1%
- Rural areas	47.2	70.5%	21.5%	57.7%
Wales	69.5	94.2%	9.0%	76.3%
UK	86.5	95.6%	7.0%	78.2%

Source: House of Commons Research Briefing Paper quoted in MCC Rural Broadband Update – January 2023<sup>22</sup>.

Note: c.58.9% of Monmouthshire constituency defined as rural

5.18

The analysis also found that some of the most rural parts of Monmouthshire, such as Raglan and Llantillio Crossenny, are amongst the worst 10% of areas in the UK in relation to many measures of broadband connectivity:

Table 5.4 Broadband coverage and speeds in Monmouthshire constituency, Wales and UK

Area	Av. download speed (Mbps)	Superfast availability	Receiving under 10 Mbps	Receiving over 30 Mbps
Abergavenny North	45.6	99.4%	7.8%	72.3%
Abergavenny South and Crucorney	42.6	86.4%	14.1%	62.1%
Caldicot North and Caerwent	45.5	80.6%	14.4%	65.8%
Chepstow North and Trellech	69.8	80.6%	17.8%	64.3%
Chepstow South	61.0	99.8%	6.4%	83.2%
Croesyceiliog	86.1	97.8%	10.6%	79.0%
Gilwern and Llanfoist	45.8	88.2%	11.5%	65.8%
Llantarnum and Oakfield	78.3	95.8%	12.1%	83.7%
Monmouth and Wyesham	60.3	94.0%	11.3%	69.9%
Raglan and Llantillio Crossenny	44.1	54.2%	33.1%	44.6%

<sup>21</sup> [CBP-8392.pdf \(parliament.uk\)](https://www.parliament.uk/publications/2021/cbp-8392)

<sup>22</sup> [230112 Place Scrutiny Committee Rural Broadband Update.pdf \(monmouthshire.gov.uk\)](https://www.monmouthshire.gov.uk/230112-Place-Scrutiny-Committee-Rural-Broadband-Update.pdf)

Area	Av. download speed (Mbps)	Superfast availability	Receiving under 10 Mbps	Receiving over 30 Mbps
Usk, Goytre and Llangybi Fawr	53.2	75.4%	15.4%	65.1%
Worst 10% areas in UK	Worst 30% areas in UK	Best 30% areas in UK	Best 10% areas in UK	

Source: House of Commons Research Briefing Paper quoted in MCC Rural Broadband Update – January 2023<sup>23</sup>.

5.19 Improving access to strong digital connectivity in rural areas is increasingly important as businesses seek to reduce costs by utilising digitised public services and other online platforms. Investing in digital connectivity across Monmouthshire would increase the County’s attractiveness to larger businesses and make working remotely a feasible option for residents living in more rural areas.

### Implications

5.20 Monmouthshire benefits from good road connections to its neighbouring authorities and economic hubs. However, internal highway connections across the County are somewhat limited which results in congestion around Monmouthshire’s main towns and along the M4 corridor in particular. This is a particularly relevant issue for Monmouthshire given its high rates of in- and out-commuting and the location of key manufacturing and other industrial businesses along the M4 corridor between Caldicot and Chepstow which rely on good connectivity.

5.21 Monmouthshire is also constrained by its poor public transport connections, both within the County and with its neighbouring authorities. Whilst there are some good rail connections from the Severn Tunnel Junction to Bristol, Cardiff and Newport, Monmouthshire’s larger towns have no direct rail connections to the South West of England. Poor rail and bus connections across the County also likely contribute to challenges facing businesses seeking to expand in Monmouthshire that have to rely on workers living locally or having reliable access to a car. This is likely a contributing factor to Monmouthshire’s high car ownership rates (alongside other factors), which restricts the number of people able to afford to live in Monmouthshire and subsequently, the types of employment opportunities likely to be pursued. Whilst public transport in the wider CCR area is being heavily invested in under the South Wales Metro scheme, this investment is more focused to the West of Cardiff towards the Valleys, rather than to Monmouthshire.

5.22 In considering investments to improve Monmouthshire’s public transport connections in particular, it is important to consider that strong connections can serve to increase out-commuting, something that is already a defining feature of Monmouthshire’s local economy. However, whilst they may be potential economic risks relating to transport improvements, in that a higher proportion of residents may choose to out-commute, potential benefits in terms of stimulating business growth through targeted transport investment are likely to outweigh such risks. Improved transport connections would increase the investment attractiveness of the area for businesses and developers which would yield an increase in both business and employment growth.

<sup>23</sup> [230112 Place Scrutiny Committee Rural Broadband Update.pdf \(monmouthshire.gov.uk\)](#)

- 5.23      There has been a significant investment into improving Monmouthshire's digital connectivity over recent years. However, large pockets of poor broadband coverage remain and these gaps in provision need to be addressed in improve Monmouthshire's overall attractiveness for businesses and workers.



## 6.0 **Employment and business profile**

### **Introduction**

- 6.1 An understanding of the economic profile of Monmouthshire can be enhanced through the identification of key sectors that make the most significant contribution in terms of employment and economic output (GVA). This section provides a review of the structure of Monmouthshire's economy relative to the wider areas of South East Wales and West of England. Consideration is also given to historical changes in the Monmouthshire economy over time in order to identify those sectors that have performed particularly strongly in addition to those that make the largest contribution to the county's economy.
- 6.2 It should be noted that the analysis set out in this section makes use of secondary business data issued by ONS and Experian. This relies on business information being presented using Standard Industrial Classification (SIC). Whilst the SIC system provides an important means by which to understand the business profile of an area, there are limitations in terms of how the classifications can capture the whole economic contribution of different business types. For example, whilst the system can measure the number of businesses (or employees) directly operating in tourism and related services, it cannot capture the economic impact of tourism expenditure in any given area. Consequently, these limitations should be considered when interpreting the data set out in this section.

### **Context**

- 6.3 In 2022, there were a total of 41,700 jobs based in Monmouthshire<sup>24</sup>. This accounts for just 5.8% of the total number of jobs in the CCR area. In employment terms, Monmouthshire is the fourth smallest economy in the CCR area, after Blaenau Gwent, Merthyr Tydfil and Torfaen. Whilst it is mid-ranking in the CCR area terms of GVA generation (total £2.09 billion in 2022), it performs well in terms of GVA per job, with a figure of £50,129/job – the third highest in the area after Cardiff (£53,722/job) and Bridgend (£51,462/job).
- 6.4 In respect of the other comparator areas, the differences between Monmouthshire and Herefordshire are particularly noteworthy given that, in many other respects, the economies of the two areas share common characteristics. Data provided by Experian shows that Herefordshire had a total of 98,500 jobs in 2022 – 2.4 times the figure for Monmouthshire – and its economy was worth £3.89 billion – approximately double the figure for Monmouthshire. However, the GVA per job was 20% lower than Monmouthshire at £39,520/job.

### **Employment**

- 6.5 A review of Experian SIC-based data shows that the broad sectors of health, accommodation & food, retail and professional service are particularly significant in

---

<sup>24</sup> Experian, 2023.

Monmouthshire and account for 37.2% total employment, compared to 30.8% in the CCR area and 31.9% in the former Bristol JSP area. Of these sectors:

- 1 Health, accommodation and food employ a greater proportion of the workforce in Monmouthshire relative to the comparator areas.
- 2 Retail employs a similar proportion of the workforce in Monmouthshire as in the CCR area, and more than in the former Bristol JSP area and Gloucestershire but a lower proportion than in Herefordshire.
- 3 The professional service sector provides a higher proportion of total jobs in Monmouthshire than in the CCR area and Gloucestershire but a lower proportion than in the former Bristol JSP area and Herefordshire.

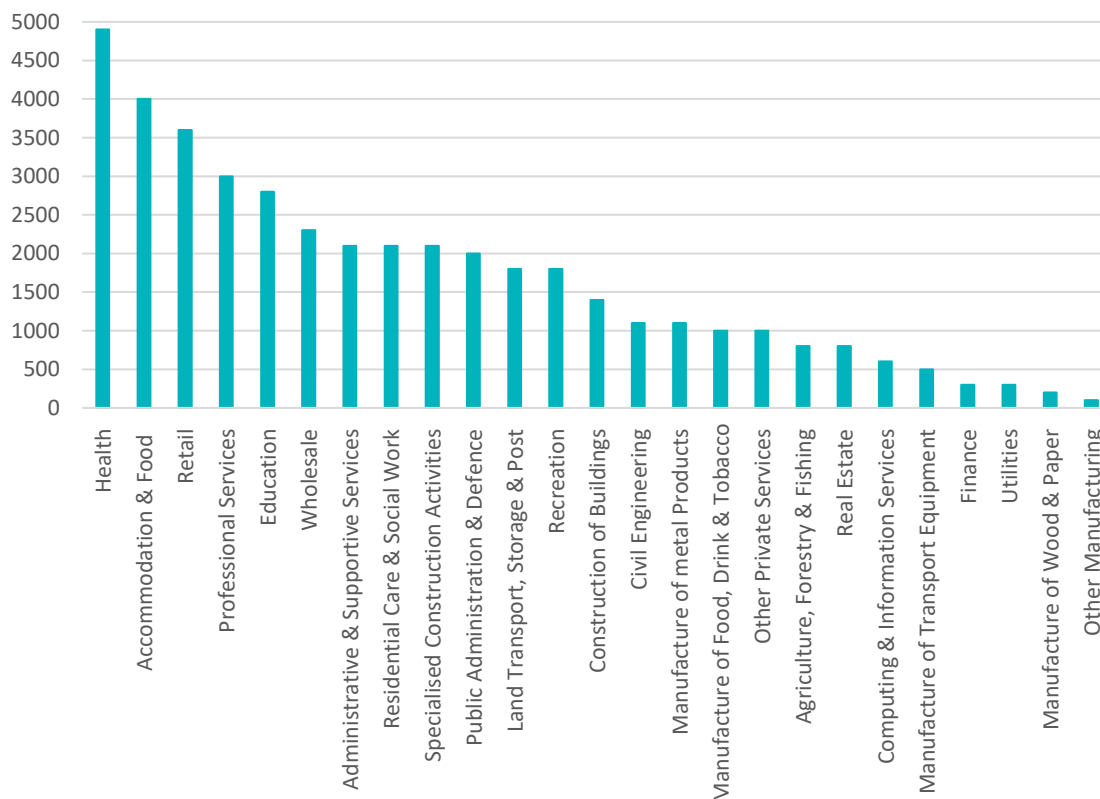
6.6 It is important to note, however, that the sectors identified in points one to three above account for a total of 15,500 jobs in Monmouthshire compared to 221,600 in the much larger CCR area (ten authorities) and 236,100 jobs in the former Bristol JSP area (four authorities). Of perhaps greater interest is the fact that these sectors account for 29,700 jobs in Herefordshire – almost double the figure for Monmouthshire. Therefore, whilst of proportionately greater importance, this should be viewed in the context of the limited scale of the local economy compared to that of the comparator areas.

6.7 Sectors that make a less significant contribution to total employment in Monmouthshire compared to the adjoining areas include:

- 1 Administration and support services: accounts for 5.0% employment in Monmouthshire, which is still significantly less than the 6.7% in Herefordshire, 9.7% in Gloucestershire, 8.9% in the CCR area and 10.7% in the former Bristol JSP area. Whilst these differences reflect the comparative scale of the commercial centres in each area this is nevertheless the seventh largest sector in Monmouthshire in employment terms.
- 2 Education: accounts for 6.7% of employment in Monmouthshire which is again reasonably high but lower than in each of the adjoining areas – 7.4% in Herefordshire, 7.9% in Gloucestershire, 8.6% in the former Bristol JSP area and 9.5% in the CCR area. Whilst education is the fifth largest sector in Monmouthshire, this comparatively low position is likely to reflect the demographic profile of Monmouthshire and its smaller proportion of younger people than the comparator areas.
- 3 Finance: accounts for just 0.7% of employment in Monmouthshire and 1.0% in Herefordshire. The sector makes a higher contribution to total employment in the CCR area (1.5%), Gloucestershire (1.9%) and the former Bristol JSP area (2.7%).
- 4 Utilities: accounts for 0.7% of employment in Monmouthshire which is closely aligned to the 0.8% in Herefordshire but lags behind the other areas (former Bristol JSP area: 1.4%, Gloucestershire: 1.5% and CCR: 1.6%).

6.8 The sectors identified in points one to four above collectively accounted for 5,500 jobs in Monmouthshire, compared to 15,700 in Herefordshire, 154,700 in the CCR area and 173,100 in the former Bristol JSP area.

Figure 6.1 Employment by sector in Monmouthshire (2022)

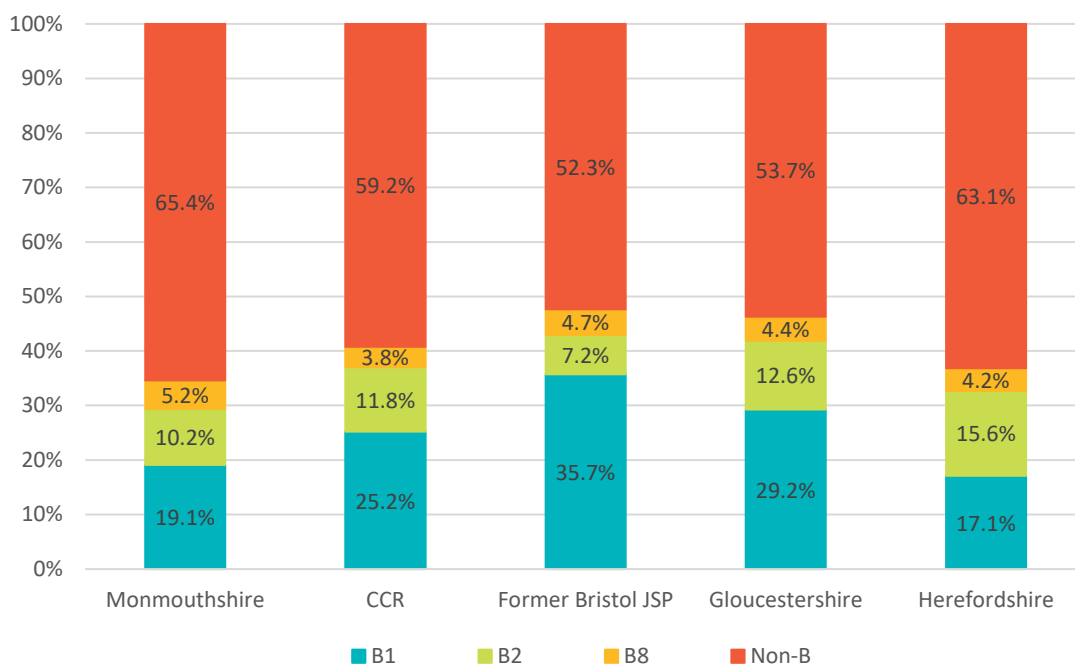


Source: Lichfields analysis of Experian data (March 2022 data release)

- 6.9 The contribution of different sectors to total employment can be further understood by identifying the level of employment in each of the B Classes (and non-B Class sectors)<sup>25</sup>. Monmouthshire has lower share of employment in Class B1 activities (19.1% compared to 25.2% in the CCR area, 29.2% in Gloucestershire and 35.7% in the former Bristol JSP area). Only Herefordshire had a lower proportion of B use employment (17.1%). Monmouthshire’s relatively lower proportion of employment of B1 type activities broadly reflects the fact that many B1 businesses will be attracted to larger urban areas. As a predominantly rural county with relatively smaller settlements, it is unsurprising that B1 employment is lower than other parts of the CCR.
- 6.10 Conversely, Monmouthshire has a higher proportion of employment in non-B Class activities (65.4% compared to 63.1% in Herefordshire, 52.3% in the former Bristol JSP area, 53.7% in Gloucestershire and 59.2% in the CCR area). This reflects the range of service-based functions provided by businesses in Monmouthshire which typically do not require premises traditionally classified as office or industrial space.

<sup>25</sup> Analysis based on former B1 sectors in England: B use class definitions are provided in the Glossary set out at the beginning of this report.

Figure 6.2 Share of total employment by B Class sector (2022)



Source: Lichfields analysis of Experian data (March 2022 data release)

Note: Reference to B1 relates to the former B1 sectors in the English comparator areas

## Employment change

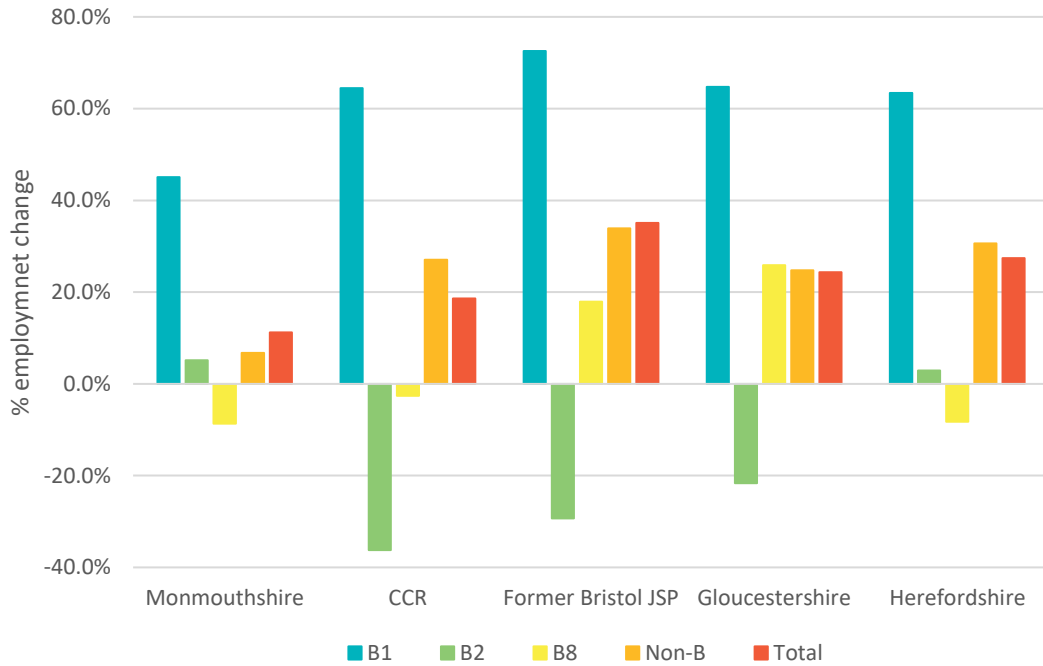
- 6.11 A review of long-term growth patterns between 1997 and 2022 shows that employment in Monmouthshire grew at a lower rate when compared to each of the neighbouring areas. Indeed, the County experienced substantially lower rates of growth in the B1<sup>26</sup> and non-B Class sectors and a higher rate of decline in B8<sup>27</sup> employment. Given that the growth was from a smaller base, the lower rate of change is particularly significant. However, it experienced the highest rate of growth in B2<sup>28</sup> employment which reflects the latent strength of the area as a niche industrial location.
- 6.12 It should be highlighted that a decline in some types of employment (e.g. B8 – warehousing) does not necessarily equate to a drop in demand or business need for these activities. As is explored elsewhere in this report, constraints to the ongoing operation or growth of some activities may be present. In particular, this may include a shortfall in the supply of readily available premises required to meet business needs.

<sup>26</sup> Business activities that take place within offices, research and development, or any industrial process (which can be carried out in any residential area without causing detriment to the amenity of the area)

<sup>27</sup> Use for storage or as a distribution centre

<sup>28</sup> Industrial process other than that falling within Class B1

Figure 6.3 Change in employment type by use class in Monmouthshire and comparator areas from 1997 to 2022

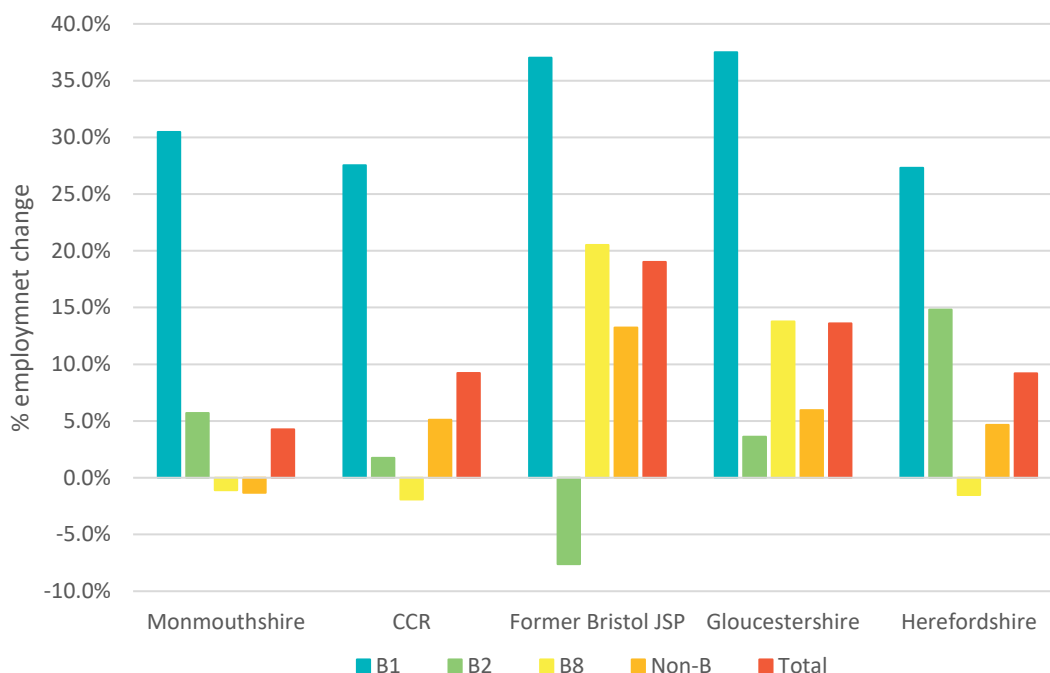


Source: Lichfields analysis of Experian data (March 2022 data release)  
 Note: Reference to B1 relates to the former B1 sectors in the English comparator areas

6.13

Over the ten years between 2012 and 2022, Monmouthshire experienced the lowest rate of overall employment growth but conversely, the highest rate of growth in employment in B2 activities. Growth in B1 based sectors was much more closely aligned with the adjoining areas. Employment in B8 fell marginally over this period which may be partly explained by constraints in the ready supply of suitable premises.

Figure 6.4 Change in employment type by use class in Monmouthshire and comparator areas from 2012 to 2022



Source: Lichfields analysis of Experian data (March 2022 data release)

Note: Reference to B1 relates to the former B1 sectors in the English comparator areas

## GVA

6.14 A review of GVA data provided by Experian reveals a slightly different picture to the employment analysis presented above in terms of performance of key sectors. The GVA data for Monmouthshire indicates that real estate, the manufacture of food & drink, civil engineering, health, public administration, administration & support services and education being the most dominant sectors in terms of economic output. Collectively they account for over 59% of total GVA. This compares to a contribution of 41.5% in Herefordshire, 33.6% in Gloucestershire and the former Bristol JSP area and 40.4% in the CCR area. However, this relative share should again be viewed in the context of the overall size of the economy, as summarised above.

6.15 It is noted that attendees at the business engagement event expressed some surprise regarding the relative significance of the ‘real estate’ sector in Monmouthshire. This sector<sup>29</sup> employs 800 people in Monmouthshire (1.9% of total employment), compared to 1,400 in Herefordshire and generates £380 million GVA in Monmouthshire compared to £660 million in Herefordshire. This equates to 18.2% of Monmouthshire’s total GVA, compared to 11.1% in the CCR, 12.7% in the former Bristol JSP area, 12.8% in Gloucestershire and 17.0% in Herefordshire. It is important to note that the ‘real estate sector’ is broadly defined in statistical terms which has the effect of capturing a wide range of property-related

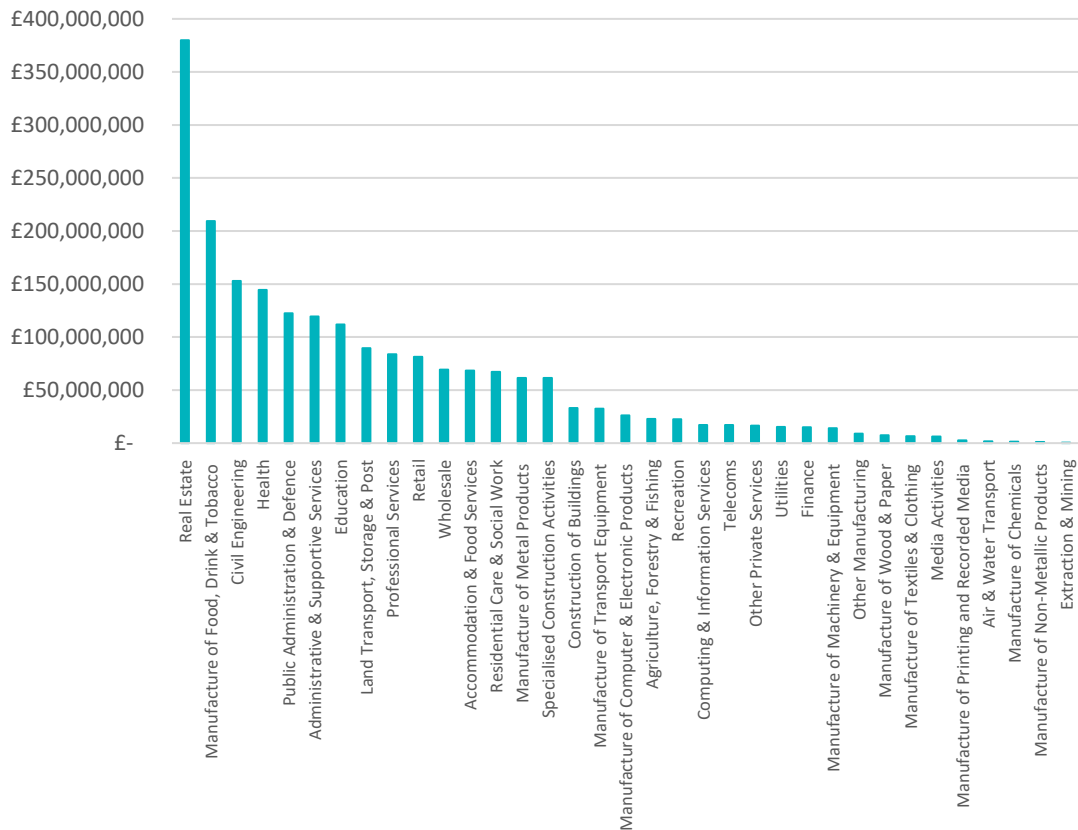
<sup>29</sup> Experian include the following activities within the real estate sector: SIC 68100 : Buying and selling of own real estate, SIC 68201 : Renting and operating of Housing Association real estate, SIC 68202 : Letting and operating of conference and exhibition centres, SIC 68209 : Letting and operating of own or leased real estate (other than Housing Association real estate and conference and exhibition services), SIC 68310 : Real estate agencies and SIC 68320 : Management of real estate on a fee or contract basis

activities. Given the overall scale of the Monmouthshire economy, the prominence of one sector relative to others can be influenced by individual statistical outliers.

6.16 By contrast, sectors that less represented in Monmouthshire in terms of their contribution to GVA compared to adjoining areas include:

- 1 Utilities: accounting for 0.7% of GVA in Monmouthshire compared to 2.4% in Herefordshire, 3.3% in Gloucestershire, 3.6% in the former Bristol JSP area, and 5.2% in the CCR area.
- 2 Finance: again, accounting for just 0.7% of GVA in Monmouthshire – the same proportion as in Herefordshire) but 3.1% Gloucestershire, 3.6% in the CCR area and 4.0% in the former Bristol JSP area.
- 3 Computing and information services: accounts for 0.8% of GVA in Monmouthshire, compared to 1.2% in the CCR area, 1.7% in Herefordshire and 3.3% in the former Bristol JSP area and 3.8% in Gloucestershire. Given the constraints of the SIC classification system, it is possible that the data under-estimates the scale of computing, information and digital related services. This is because such activities typically support other types of businesses, and their counting can get 'lost' in the sector to which the services are provided.

Figure 6.5 GVA by sector in Monmouthshire (2022)

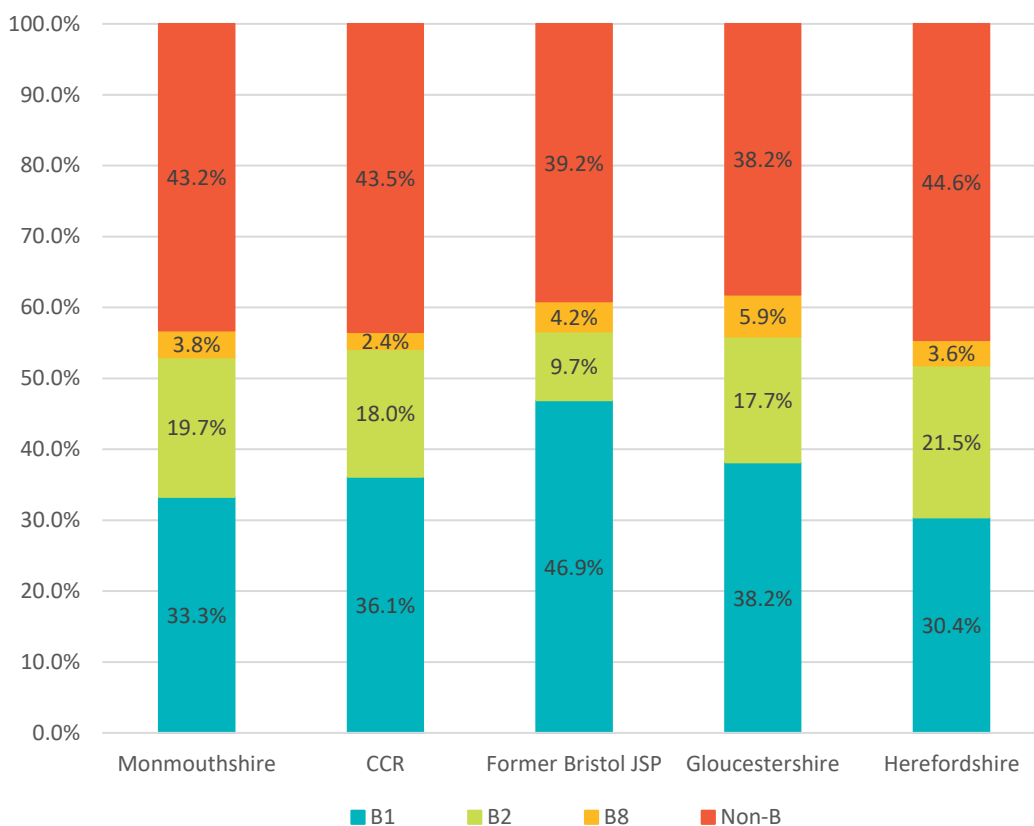


Source: Lichfields analysis of Experian data (March 2022 data release)

6.17 As was the case for employment in B class sectors, Monmouthshire has a lower share of GVA in Class B1 activities (33.3% compared to 36.1% in the CCR area, 38.2% in Gloucestershire and 46.9% in the former Bristol JSP area). The differentials in relation to non-B sectors are lower but the GVA associated with these activities in Monmouthshire (43.2%) is higher than in the former Bristol JSP area (39.2%) and Gloucestershire (38.2%) but slightly lower than in the CCR area (43.5%) and Herefordshire (44.6%).



Figure 6.6 Share of total GVA by B Class sector (2022)



Source: Lichfields analysis of Experian data (March 2022 data release)

Note: Reference to B1 relates to the former B1 sectors in the English comparator areas

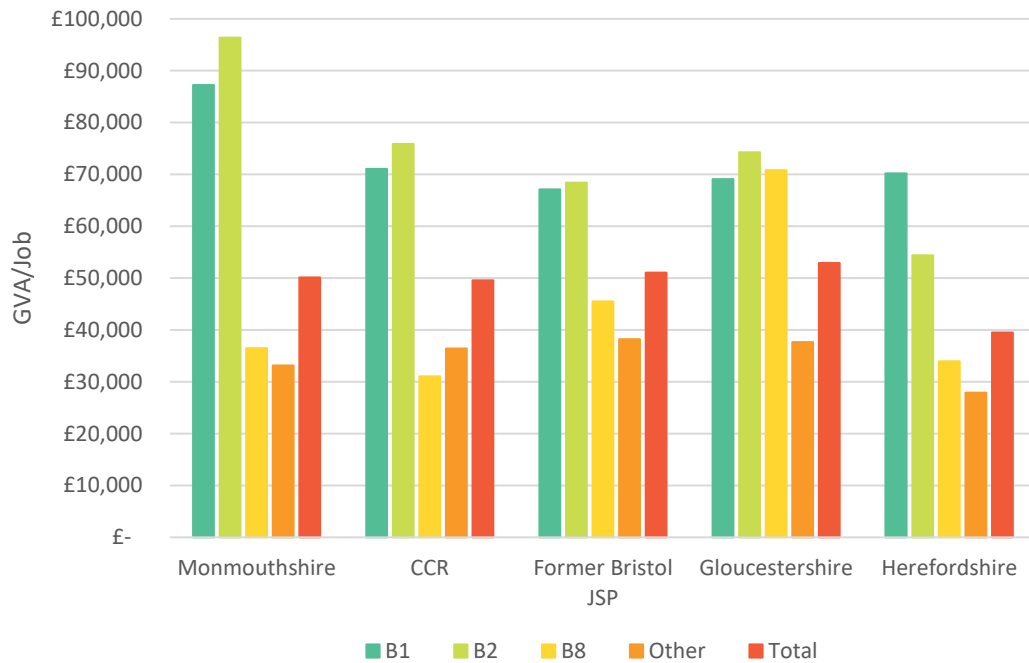
### Productivity (GVA/job)

6.18 Productivity in Monmouthshire (£50,129 GVA/job) is reasonably comparable to the CCR area (£49,602), former Bristol JSP area (£51,042) and Gloucestershire (£52,923). However, Monmouthshire (and the other areas) significantly outperform Herefordshire, where productivity is lower at £39,520 per job.

6.19 Despite overall averages described above, Monmouthshire’s productivity in B1 and B2 sectors is significantly higher when compared to each of the comparator areas. This highlights the opportunity that exists to grow the local economy by concentrating on the continued growth of and support for businesses that require industrial and supporting office space.

6.20 Based on our review of the existing employment stock, ensuring an adequate supply of land and premises will be critical to enabling the growth of and investment in these business types.

Figure 6.7 GVA per job in Monmouthshire and comparator areas by employment use class



Source: Lichfields analysis of Experian data (March 2022 data release)

Note: Reference to B1 relates to the former B1 sectors in the English comparator areas

### GVA change

6.21

A review of long-term growth between 1997 and 2022 shows that total GVA in Monmouthshire grew by 43.8% – a higher rate than each of the neighbouring areas. This rate of increase was driven by the very high level of growth in GVA in B1 and particularly B2 sectors. This further reflects and underlines the strength of Monmouthshire as an important location for a range of niche industrial activities.

Figure 6.8 Change in GVA from 1997 to 2022 by employment use class



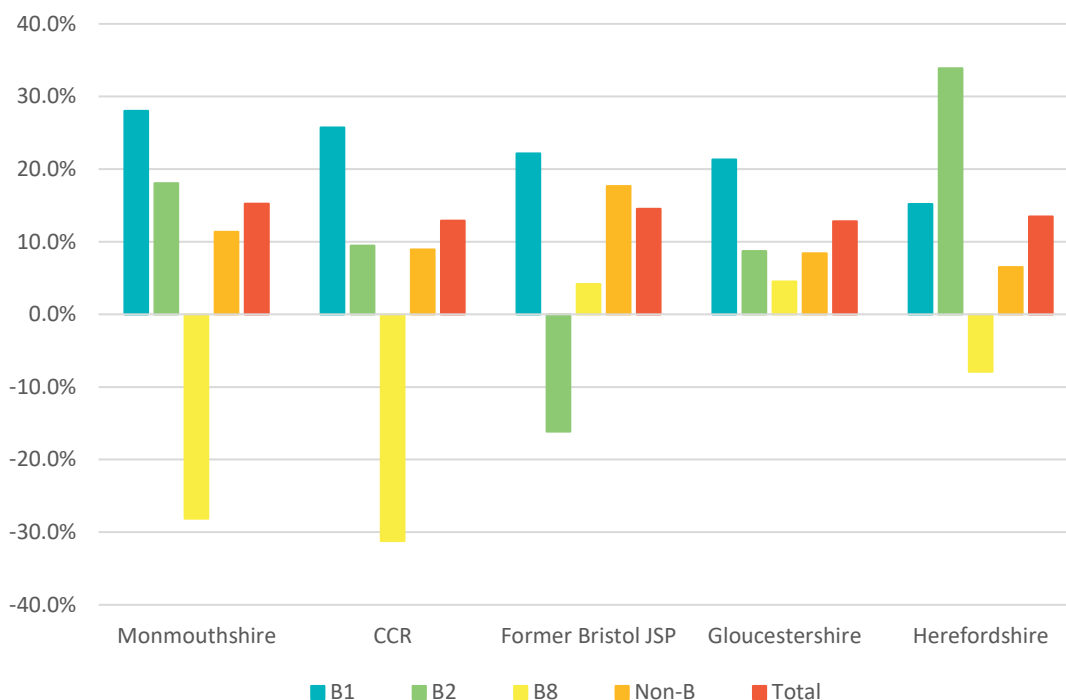
Source: Lichfields analysis of Experian data (March 2022 data release)

Note: Reference to B1 relates to the former B1 sectors in the English comparator areas

6.22

Over the ten year period between 2012 and 2022, growth in GVA was again much higher than growth in employment and Monmouthshire enjoyed the highest level of overall GVA growth. It also experienced the highest level of growth in B1, B2 (except for Herefordshire) and non-B GVA. This again underlines the robustness of the local economy and the potential for future growth, particularly within the B1 and B2 sectors.

Figure 6.9 GVA change from 2012 to 2022



Source: Lichfields analysis of Experian data (March 2022 data release)

Note: Reference to B1 relates to the former B1 sectors in the English comparator areas

## Business demography

6.23

In 2022, there were 4,575 VAT and/or PAYE registered enterprises in Monmouthshire, equivalent to 10.1% of the total in the CCR city-region<sup>30</sup>. This is almost double the share to total employment in the CCR area and equates to 84 enterprises per 1,000 residents aged 16-64 in Monmouthshire – higher than each of the comparator areas other than Herefordshire (with 97.7 business per 1,000 working aged residents). The relative number of enterprises in Monmouthshire is significantly higher than the wider CCR area which has an average of 47.3 enterprises per 1,000 working age residents. This high level enterprise activity in Monmouthshire relative to the rest of the CCR clearly demonstrates the County’s entrepreneurial culture and its attractiveness to innovative small businesses including sole traders (some of which may be semi-retired).

6.24

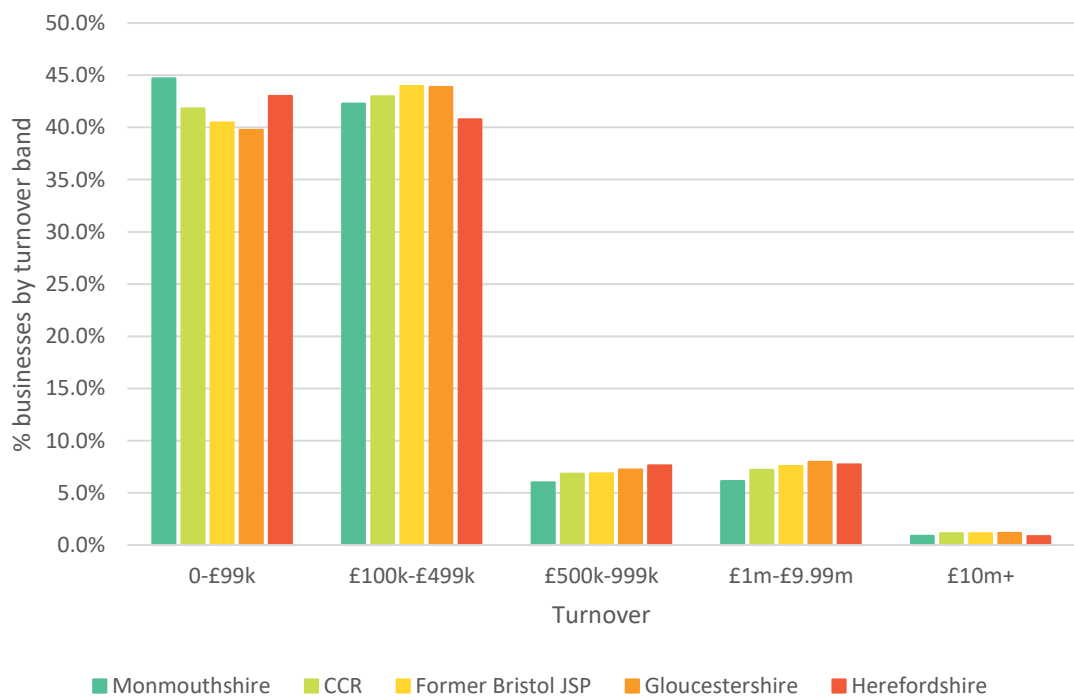
The overwhelming majority of businesses operating in Monmouthshire are small scale, with 44.7% of all businesses operating with a turnover of £0-99,000 per annum and with 0-9 employees (91.6%). Small businesses (measured by both turnover and employee numbers) account for a higher proportion of businesses in Monmouthshire than the comparator areas. In turn, there are fewer medium-sized businesses (measured by 50-249 employees) in Monmouthshire (1.1%) than the CCR area (1.7%) and Bristol JSP area (1.6%). However, very large businesses (with 250+ employees) account for a similar proportion of total businesses in Monmouthshire (0.3%) as in the CCR area (0.4%) and the Bristol JSP area (0.4%). The same is also the case for very large businesses measured by turnover (£10m+) (0.9%) to the CCR area (1.1%) and Bristol JSP area (1.1%).

<sup>30</sup> Experian, 2023.

6.25

Whilst the vast majority of business in Monmouthshire are micro-sized in nature, it is unlikely that these businesses account for an equivalent proportion of economic output /GVA. This is simply explained by the fact that the productive capacity (labour, capital and land) of the County is spread across all types and sizes of businesses with larger firms inevitably accounting for significant chunks of economic output. However, small businesses with less than 10 employees generate a significant proportion of GVA, which we estimate to be around 30% of total economic output<sup>31</sup>. This reflects the strong entrepreneurial characteristics of Monmouthshire labour force and the obvious draw the County has to innovative, knowledge-intensive workers (which includes semi-retired people).

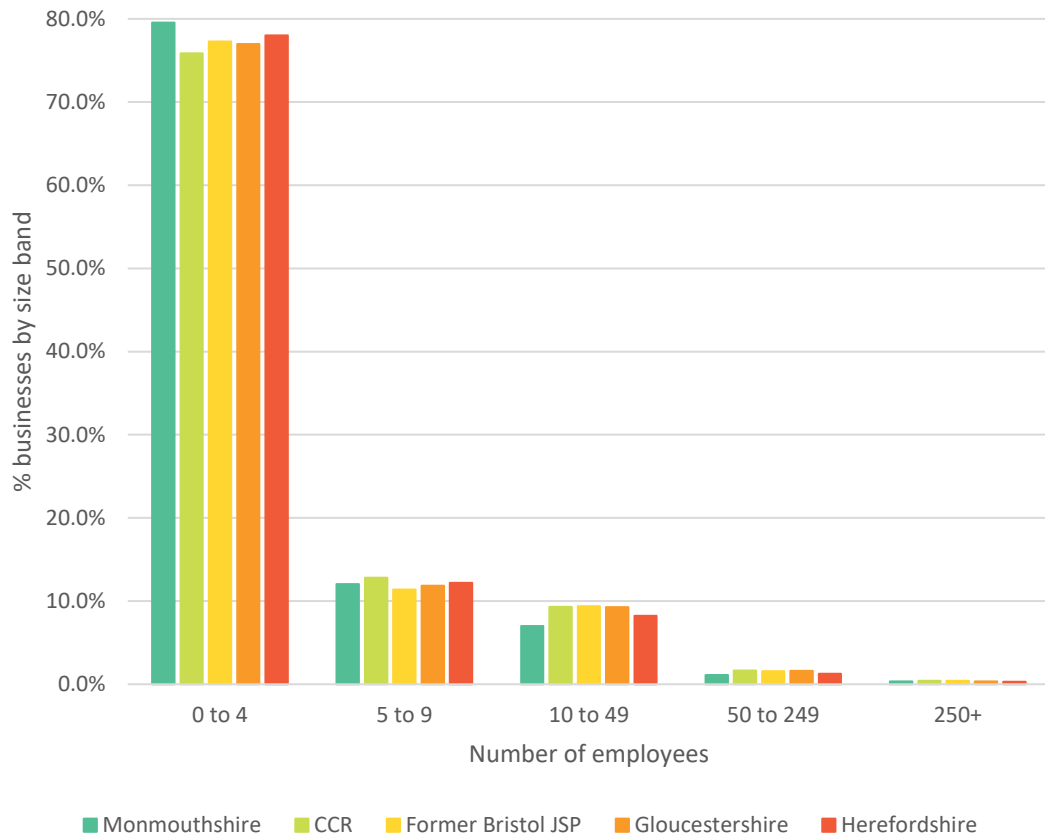
Figure 6.10 Proportion of businesses by turnover band



Source: ONS IDBR

<sup>31</sup> Estimate subject to verification. Relevant IDBR data was unavailable at time of writing.

Figure 6.11 Proportion of businesses by size band

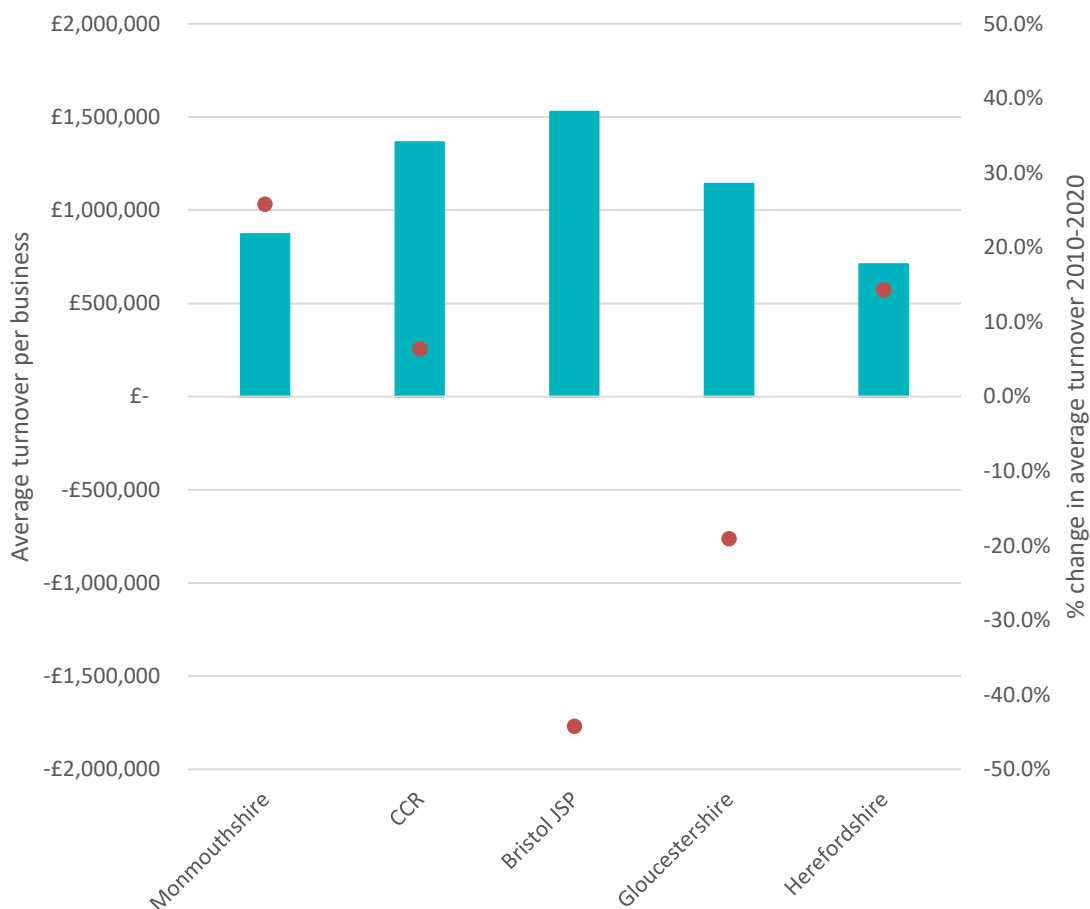


Source: ONS IDBR

6.26

Turnover per business in Monmouthshire is lower than in each of the comparator areas (except Herefordshire). This is clearly explained by the over-representation of smaller businesses in the County relative to the other areas. However, turnover per business in Monmouthshire increased by 45.1% between 2010 and 2020 and by 151.5% between 2004 and 2020. On both counts, Monmouthshire has outperformed the wider CCR area. Indeed, some of the comparator areas have experienced a decline in turnover per business (Bristol JSP area: -27.2% 2010-2020; -36.0% 2004-2020, Gloucestershire: -2.0% 2010-2020; +76.7% 2004-2020; Herefordshire: +27.1% 2010-2020; +52.5% 2004-2020). Overall, this analysis indicates the robustness of the Monmouthshire economy and highlights the importance of supporting the needs of the County’s diverse small business base.

Figure 6.12 Average turnover per business and change 2010-2020 by area



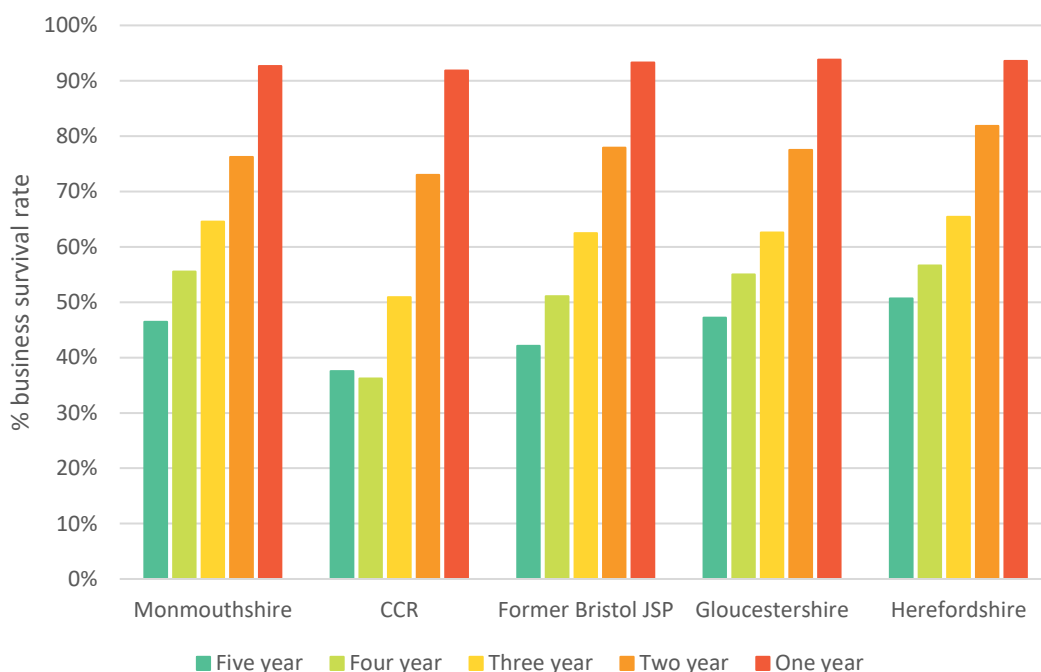
Source: ONS IDBR

- 6.27 By contrast, growth in the total business count was lower in Monmouthshire over both periods of time (15.3% 2010-2020; +41.9% 2004-2020) than in each of the comparator areas except for Herefordshire (+11.2% 2010-2020; +35.6% 2004-2020). The former Bristol JSP area experienced the highest growth in business count (+30.7% 2010-2020; +73.0% 2004-2020), followed closely by the CCR (+29.5% 2010-2020; +68.2% 2004-2020).
- 6.28 Importantly, lower rates of business growth in Monmouthshire does not necessarily reflect any underlying weakness in the economy but is more likely to be indicative of some of the constraints facing the establishment of new and growing businesses in the County. This includes the apparent shortfall in readily available sites and premises.
- 6.29 The number of enterprises that commenced trading in Monmouthshire increased by 9.5% over the period from 2016 to 2021, from 420 enterprises being birthed in 2016 (accounting for 10.3% of the total stock of enterprises) to 460 in 2021 (accounting for 10.9% of the total stock of enterprises). The level of change in the number of new registered enterprises in Monmouthshire is lower than the CCR region (growth of 22.8%) and Herefordshire (24.3%), but higher than Gloucestershire and the Bristol JSP areas, both of which experienced a decline in the number of new enterprises (-1.3% in Gloucestershire and -8.6% in the Bristol JSP area).

6.30 However, Monmouthshire experienced the lowest increase in enterprise deaths (+9.9%) from 2016 (355 deaths, equivalent to 8.7% of total stock) to 2021 (390 deaths, equivalent to 8.5% of total stock). By comparison, the wider CCR region experienced a significant increase in enterprise deaths of 34.5% over the same period, as did the Bristol JSP area (+20.5%) and Gloucestershire (+24.7%). Herefordshire experienced an increase in business deaths of 11.2% from 2016 to 2021.

6.31 The business survival rates for the five-year period from those forming in 2016 in Monmouthshire was 46.4% which is higher than the CCR (37.5%) and Bristol JSP area (42.1%) averages, but below the Gloucestershire (47.2%) and Herefordshire (50.7%) averages. The survival rates for businesses in Monmouthshire increases to 64.6% for three-year survival for 2018 births and 92.6% for one-year survival from 2020 births.

Figure 6.13 Business survival rates in Monmouthshire and comparator areas (2021)



Source: ONS IDBR

### Implications for strategy

6.32 Analysis of Monmouthshire’s key sectors demonstrate that it is a relatively high value economy with a strong entrepreneurial culture. The dominance of small businesses and a healthy performance in terms of enterprise creation clearly illustrates that Monmouthshire is attractive to innovative, business-focused people including some of which are semi-retired. There is a strong need to support the needs of Monmouthshire’s diverse small business base. This includes the provision of more suitable and readily available sites and premises, the shortages of which may have impeded a degree of latent business growth over the last 10 years.

6.33 The difference in performance of Monmouthshire’s key sectors when using GVA as the metric rather than employment highlights the potential for targeting support for investment in higher value businesses (including professional services, real estate, civil



engineering and high productivity manufacturing). Analysis of sectors by GVA also highlighted that some high value sectors are under-represented in Monmouthshire. These include finance and computing/information services although typically such services would be located in larger urban areas such as Cardiff. Limitations in the use of secondary SIC data also can make it challenging to fully understand the intricacies of an economy such as Monmouthshire's.

- 6.34 Whist focusing on consolidating existing strengths and enabling the growth of well-established sectors to flourish, it will also be important for the emerging economic strategy to pursue a balanced growth strategy. Maintaining and increasing investment into the growth of a range of sectors will support Monmouthshire's ambition to support employment opportunities for all residents, particularly in the context of its intention to increase the delivery of affordable housing and retain and attract younger working age residents.
- 6.35 Monmouthshire's relatively high GVA per job across use classes B1 and B2 when compared with the comparator areas highlights growth opportunities in these sectors given their high value nature and contribution to the County's economy. The continued strength of the B1 and B2 sectors in Monmouthshire since 1997 demonstrates their robust contribution to the local economy, both in terms of GVA and employment opportunities.
- 6.36 Key components of the emerging economic strategy to enable sustainable and balanced economic growth to take place in Monmouthshire include:
- 1 The need for a proactive, market-focused land and property response. Inevitably, this raises implications for local planning policy which needs to be responsive to business need and flexible in approach.
  - 2 Workforce initiatives aimed at reversing the decline in working-age population and equipping local residents with the range of skills require to meet modern business needs. The supply of good quality and a mix of housing types will be an influencing factor in shaping the scale and profile of Monmouthshire's future resident workforce.
- 6.37 A review of Monmouthshire's employment land stock and business demography highlights the county's entrepreneurial business culture, with there being more enterprises per 1,000 working age residents than each of the comparator areas (other than Herefordshire). Smaller businesses account for a higher proportion of businesses in and turnover per business is lower than each of the comparator areas. This highlights a lower representation of larger businesses operating in Monmouthshire, and the shortage of suitable, high quality office space could be a contributing factor to this. The significance of micro and small businesses to the local economy underlines the importance of ensuring that the economic strategy places an emphasis on such enterprises going forwards.
- 6.38 The entrepreneurial nature of businesses in Monmouthshire is highlighted by its increasing rate of business birth rates since 2016, and the fact that it experienced the lowest increase in enterprise deaths when compared with the wider comparator areas. In turn, business survival rates in Monmouthshire are higher than the comparator areas. This is a significant strength which the strategy should seek to build upon.

## 7.0 Supply of Employment Space

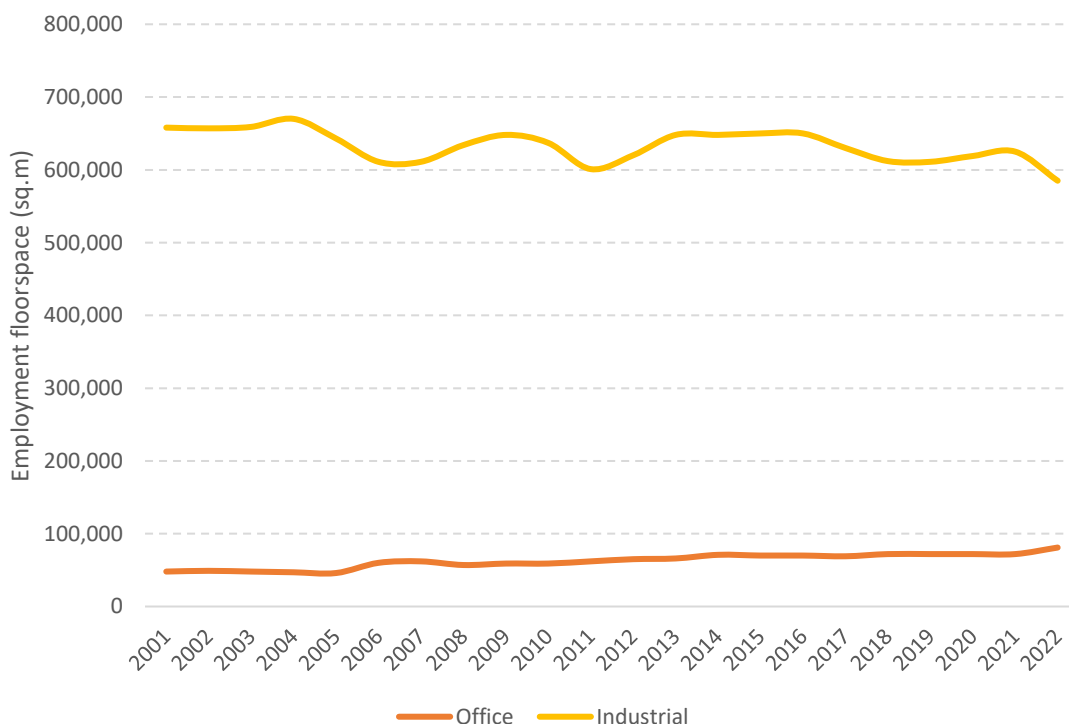
7.1 Based on a review of latest (March 2023) CoStar Property Database, this section provides an overview of the stock of employment space within Monmouthshire as well as the market outlooks for both office and industrial space.

### Existing stock and change over time

7.2 In 2022<sup>32</sup>, Monmouthshire contained 81,000sqm of office floorspace and 585,000sqm of industrial space. Over the last decade, the stock of office floorspace in Monmouthshire increased by 16,000sqm (24.6%). As such, it has performed much more strongly than the CCR (-0.6%) and Wales as a whole (1.2%).

7.3 By contrast, however, the industrial stock in Monmouthshire declined by 35,000sqm (-5.6%) over the last decade. In this respect, it performed poorly when compared with the CCR (+0.8%) and Wales (+0.9%).

Figure 7.1 Office and Industrial space in Monmouthshire, 2001-2022



Source: VOA data (2022)/Lichfields analysis

7.4 Table 7.1 shows the change in office and industrial space in Monmouthshire compared to the wider area of South East Wales and Wales as a whole as recorded by the Valuation Office Agency (VOA) (2022). This shows that overall, the office stock in Monmouthshire has been growing at a faster rate compared to the rest of South East Wales and Wales in the last five, ten and 20 years. By contrast, the industrial stock has seen a faster decline over the same periods compared to the marginal growth seen in the South East of Wales and Wales.

<sup>32</sup> VOA (2022), Employment floorspace

However, in the last 20 years, all geographies have experienced a decline in industrial floorspace.

Table 7.1 Change in Office and Industrial space

	Monmouthshire	South East Wales	Wales
<b>Office</b>			
% Change (2017-2022)- 5 years	17.4%	-2.4%	-1.5%
% Change (2012-2022)- 10 years	24.6%	-0.3%	1.2%
% Change (2002-2022)- 20 years	65.3%	18.9%	20.9%
<b>Industrial</b>			
% Change (2017-2022)- 5 years	-7.1%	0.3%	0.0%
% Change (2012-2022)- 10 years	-5.6%	0.8%	0.9%
% Change (2002-2022)- 20 years	-11.0%	-7.1%	-3.8%

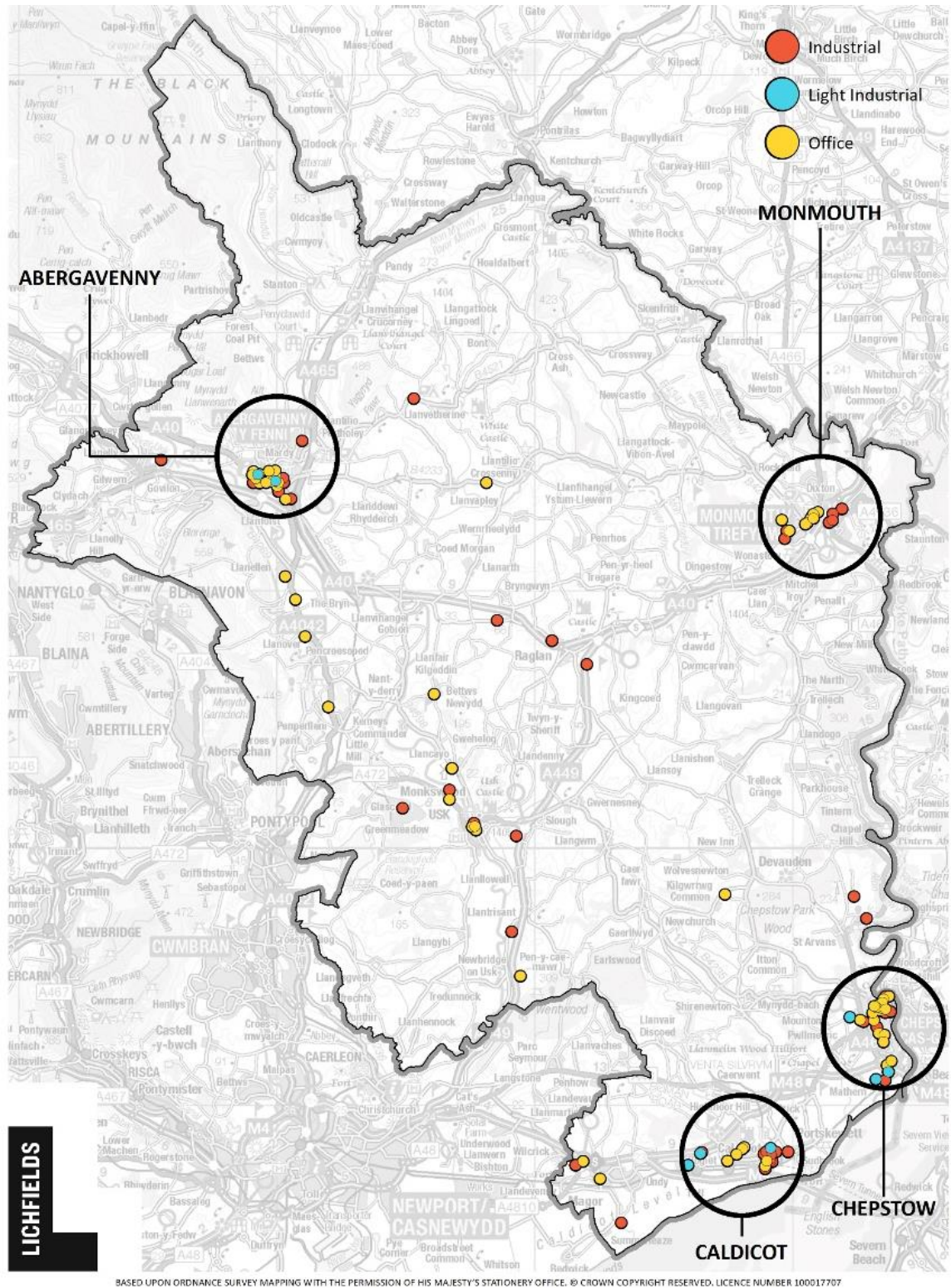
Source: VOA data (2022) / Lichfields analysis

- 7.5 According to latest data from CoStar (March 2023), there are 109 office properties within Monmouthshire which amount to approximately 52,000sqm of office floorspace. As such, Monmouthshire is considered a small office submarket within the wider Cardiff office market. The stock of office floorspace in Monmouthshire is generally quite dated with more than half of its office floorspace (55%) built between the 1960s and 1980s. The vacancy rate of office floorspace has fallen over the last 12 months resulting in a rate of just 0.3% compared to an average of 7.4% within the Cardiff office submarket. This indicates high demand for office space in Monmouthshire with the market clearly operating very tightly with little capacity for churn. Net absorption<sup>33</sup> over the past year for office floorspace was equivalent to 630sqm, which is more than twice the five-year average. Office rents fell by 0.3% over the past year at £13.03 per sqft, highlighting more affordable market rents when compared to the Cardiff submarket at £14.67 per sqft.
- 7.6 By contrast, the industrial market in Monmouthshire is a mid-sized submarket containing 759,750sqm of floorspace across 139 properties. The majority of industrial properties within Monmouthshire were built in the 1980s and 1990s. However almost 20% of industrial stock has been delivered since 2010 including 15,000sqm (2%) being provided within the past three years.
- 7.7 Vacancy levels within the industrial market in Monmouthshire currently stand at 0.1%. Similar to offices, this clearly highlights that the industrial market is operating without additional capacity which is reflected by the very limited availability of floorspace. This is a strong indicator of high occupier demand compared to the Cardiff industrial market which recorded a vacancy rate of 4.6%. This low rate of vacancy is indicative of how industrial supply is being outstripped by demand, a view that is shared by local businesses including property agents (as demonstrated at the business engagement event). Net absorption over the past year in Monmouthshire was equivalent to 17,000sqm, in line with the five-year annual average. Industrial rents increased by an impressive 11.6% according to CoStar over the past 12 months to £5.54 per sqft, the strongest pace of rent growth observed in more than a decade. Despite this growth in market rent, Monmouthshire’s industrial market remains more affordable than the Cardiff industrial market at £6.20 per sqft.

<sup>33</sup> Net absorption is the measure of total sqft occupied (move-in) less than total space vacated (move-out) over a given period. Lease renewals are not factored into net absorption. However, in a lease renewal that includes the leasing of additional space, that additional space is counted in net absorption.

7.8 Figure 7.2 shows the location of all office and industrial properties within Monmouthshire. The map illustrates three main clusters for office properties which are captured within the town centres of Abergavenny, Monmouth, Caldicot and Chepstow with a few scattered offices along the main road networks including the A4042 and the M4. Meanwhile, the main clusters for industrial premises in Monmouthshire are located within Caldicot and Chepstow which benefit from close proximity to the M48 and M4. There are also a few smaller clusters of industrial properties in Monmouth and Abergavenny also benefitting from close proximity to the A40, A4042 and A449 trunk roads.

Figure 7.2 Office and Industrial Properties within Monmouthshire



Source: CoStar (March 2023)

7.9

As already mentioned, the existing shortage of commercial property was raised at the engagement event as a major challenge for the area’s economy. The very limited vacancy

rate means that many businesses have struggled to find suitable premises to meet their ongoing needs let alone future expansion requirements. Whilst it was acknowledged as important that the RLDP should identify and allocate new sites for future development to meet medium and long-term supply needs, many (particularly smaller) businesses rely on a supply of existing premises that are readily available for occupation. Again, this reflects the fact that the shortage of available premises is an immediate and real constraint to both existing business operations and future growth prospects. The co-location of different sized units was also highlighted by businesses as being important in order to enable business growth to take place without the need for relocation.

7.10 Whilst the fact that rental values in Monmouthshire tend to be relatively low is beneficial to businesses in order to control costs, it does create a viability challenge for the market in terms of delivering future supply, particularly for sites with redevelopment/regeneration potential (which typically are more costly to deliver).

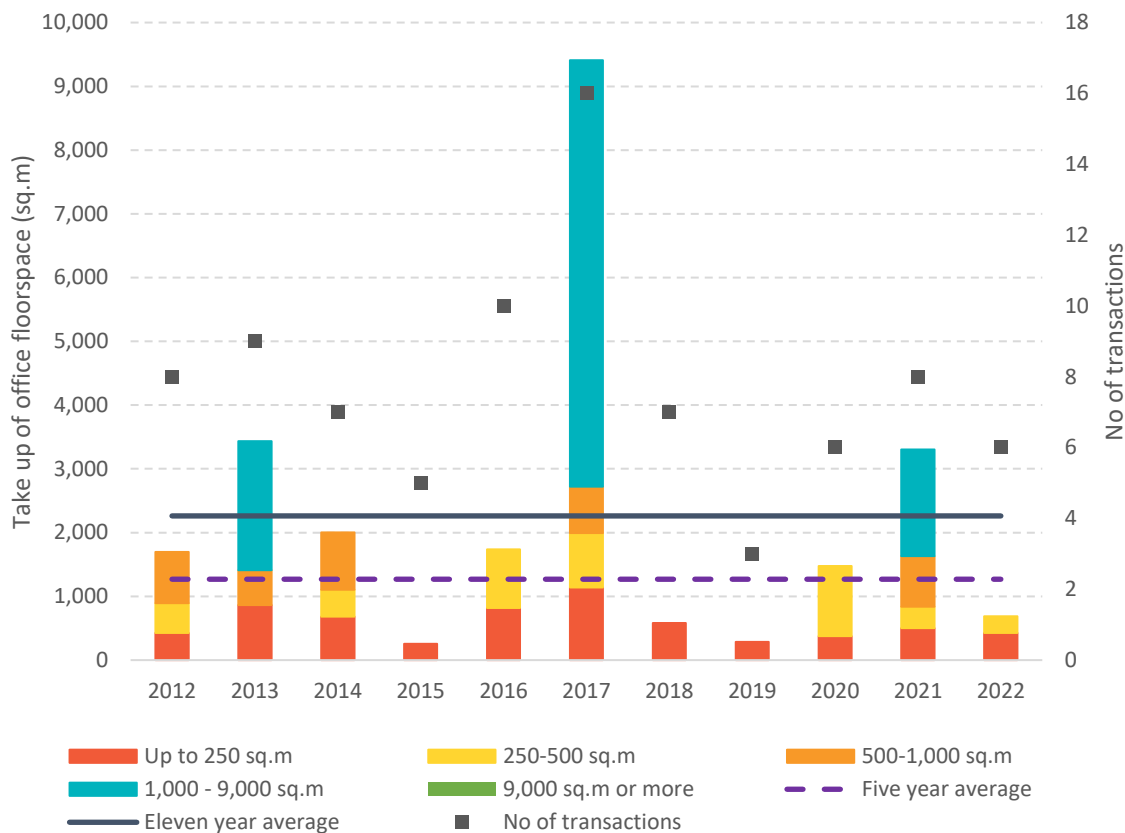
7.11 Consequently, in looking to the next ten years, a balance needs to be struck in terms of keeping industrial rents affordable for local businesses whilst not preventing more ambitious regeneration schemes from coming forward. The latter may be achieved through a combination of appropriate planning designations which enable an innovative approach to mixed use development (which can command higher rents) and selective public sector intervention to bridge viability gaps (e.g. through infrastructure or site preparation capital grants). Similarly, the Council may become more involved in direct development itself through joint venture, arms-length regeneration companies and/or proactive recycling of land and property assets under public ownership. Some consideration may also need to be given to controlled allocation of new industrial sites in urban fringe locations which have hitherto been constrained by policy designations.

## Take-up

7.12 Total office take-up (including both sales and leases) in Monmouthshire over the past 11 years (2012-2022 inclusive) amounted to 24,880 sqm according to CoStar data. Almost half (42%) of take-up of office floorspace was attributed to large office premises of 1,000-9,000sqm in size, followed by a third of take up (26%) attributed to the smallest size bracket of up to 250 sqm as shown in Figure 7.3. Overall, office take-up in Monmouthshire has been underperforming compared to the eleven-year average with exception to three years (2013, 2017 and 2021) which saw high levels of office take-up. 2022, saw underperforming levels of office demand with only six transactions recorded by CoStar.

7.13 Figure 7.3 shows the number of transactions by size of office premises; in total 69 leases and 16 sales were recorded over the 11 years, an average of 6 leases and 1.5 sales per year. Of note 75% of all transactions were attributed to small office units of below 250sqm.

Figure 7.3 Office Take-Up by Size in Monmouthshire, 2012-2022

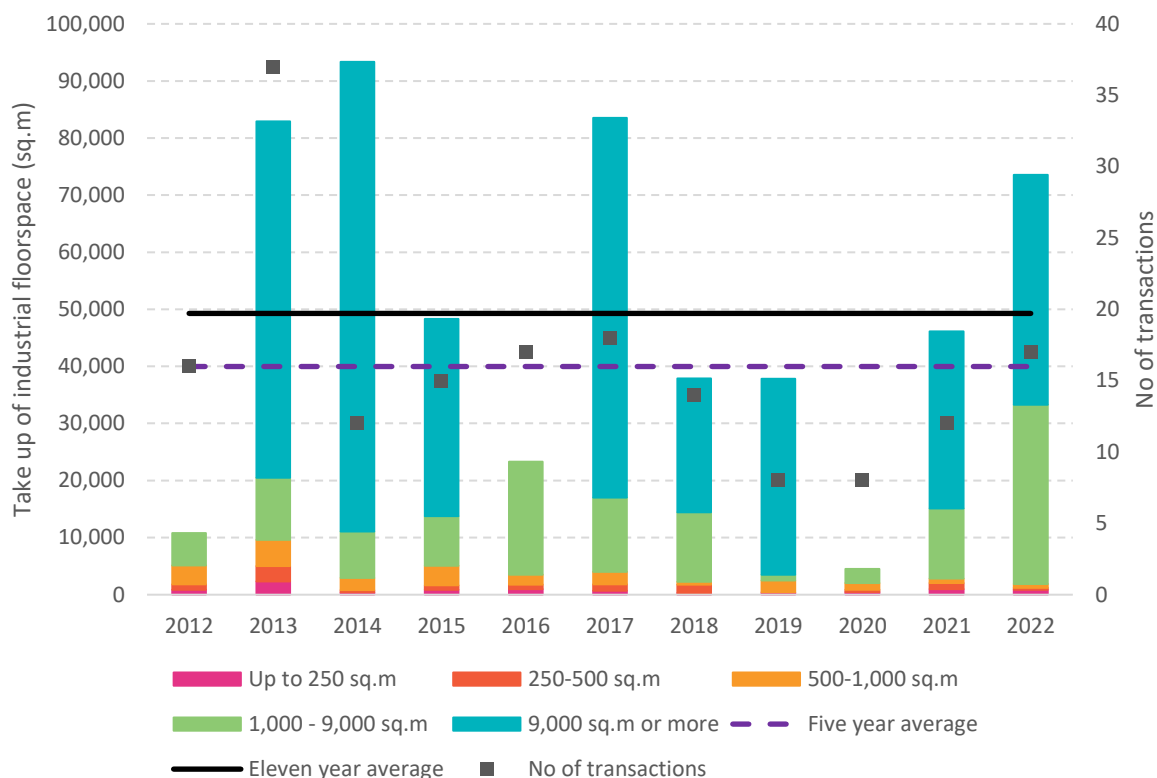


Source: CoStar (2023)/Lichfields analysis

7.14 Total industrial take-up (including both sales and leases) in Monmouthshire over the past 11 years (2012-2022 inclusive) amounted to 542,000sqm, according to CoStar data. Over two-thirds of this take-up (69%) was attributed to the largest size bracket of 9,000sqm and above, with a further 23% falling in the second largest bracket of 1,000-9,000sqm as shown in Figure 7.4. The total quantum of take-up shows signs of recovery in 2022 (above the 2019-pre pandemic levels).

7.15 Figure 7.4 also shows the number of transactions by size of industrial premises; in total 122 leases and 52 sales were recorded over the 11 years, an average of 11 leases per year and 5 sales per year. Notably, 30% of all transactions were attributed to small industrial units of up to 250sqm, followed by 26% of transactions to large premises of 1,000-9,000sqm.

Figure 7.4 Industrial Take-Up by Size in Monmouthshire, 2012-2022



Source: CoStar (2023) / Lichfields analysis

## Implications for strategy

- 7.16 Historically, Monmouthshire has experienced a significantly higher rate of growth in office space compared to South East Wales and Wales over both the short term (2017-2022) and the longer term (2002-2022). However, the existing stock of office space is generally quite dated. In order to compete with neighbouring authorities in enabling new businesses to become established in Monmouthshire, an increased supply of more suitable accommodation is required. This will be particularly important in attracting larger businesses that may otherwise seek to invest in office space in the surrounding area outside Monmouthshire.
- 7.17 The County has very low office vacancy rates, particularly when compared with those elsewhere in the wider Cardiff market. Despite this, prime office rental values per sqft are relatively more affordable. Coupled together, these findings indicate that office space in Monmouthshire may be lower quality and that greater investment is needed in the supply of higher quality employment space.
- 7.18 The recent growth in office space provides a basis to attract new businesses to Monmouthshire, particularly in the context of its lower rental levels. Whilst this is beneficial in attracting businesses, it indicates that the limited overall availability of office space, and high quality of space in particular, may be an obstacle to Monmouthshire's economic growth capacity at present.



- 7.19 Monmouthshire, South East Wales and Wales have all experienced a decline in industrial space since 2002. However, Monmouthshire has been subject to a greater rate of loss, having declined by 11.0% between 2002 and 2022 (compared with -7.1% in South East Wales and -3.8% in Wales), and by 7.1% between 2017 and 2022 (compared with a growth rate of 0.3% in South East Wales and 0.0% in Wales). The evidence indicates that loss of industrial space in Monmouthshire is not due to a lack of demand but driven by older industrial premises becoming obsolete or unfit for modern occupiers needs. Some industrial land may also have been lost as a result of redevelopment for higher values residential use.
- 7.20 The analysis set out in this section has highlighted a high demand for industrial space with very low vacancy rates. This indicates that industrial supply is likely to being outstripped by demand at present with many needs of businesses not being met. This includes ongoing operational needs today as well as local business expansion requirements and aspirations which will materialise within the next 10 years. Addressing the imbalance between property supply and demand, particularly in the industrial sector should be a primary focus of the Council's emerging economic strategy.
- 7.21 These findings indicate that Monmouthshire's affordable employment space forms a solid basis to attract new economic activity. However, investment is needed into higher quality, more modern, and a larger quantum of employment (particularly industrial) space to accommodate the needs of existing local businesses and provide a reasonable offer to those seeking to invest. Consideration should also be given to ensuring that the distribution of employment premises adequately reflects the spatial geography of demand. Whilst a focus should appropriately be given to the main settlements and locations along key transport routes, focus should also be given to the potential to deliver small business units in other settlements across the County. A broader distribution of employment premises would reduce the need to travel and could boost the sustainability and vitality of smaller settlements. However, it will be important to ensure that the provision of new land and premises follows general patterns of market demand and business need.
- 8.1 Recommendations – towards an economic strategy for Monmouthshire

## 8.0 **Recommendations – towards an economic strategy for Monmouthshire**

### **Introduction**

- 8.1 This section provides a framework aimed at assisting MCC in developing an evidence-based and clearly articulated economic strategy for the County over the next 10-15 years. It sets out our recommendations regarding the potential approach, structure and focus of the strategy along with aspects of the core content which we consider needs to be highlighted consistently and strongly in the supporting narrative.

### **Approach**

- 8.2 The economic strategy should build on Monmouthshire’s prevailing strengths and opportunities, focusing on existing businesses and new, home-grown enterprises and enabling them to operate efficiently and achieve their expansion plans ‘at home’. This should be combined with a targeted approach at encouraging selective investment which may originate from outside the County (e.g. relocations from West of England or small spin-off businesses seeking a base within the type of environment offered by Monmouthshire). The approach should include a spatial dimension which again focusses on reinforcing and consolidating existing strengths and overcoming identified weaknesses and threats to the future of the County’s prosperity.

### **Broad structure of the strategy**

- 8.3 We recommend that the strategy should be structured broadly as follows:
- 1 **Foreword:** Ambitions captured briefly by Leader of Council or senior Cabinet Member such as Cllr Paul Griffiths. This should include a succinct message about the purpose of the strategy.
  - 2 **Context:** A brief history and understanding of Monmouthshire as a place to do business and work and a snapshot of the demographic, socio-economic and commercial context of Monmouthshire. This section should include an overview of the key settlements and a plan to set out its strategic position and spatial relationships with the wider areas of South East Wales and West of England. An overview of the process that has informed the preparation of the economic strategy should also be included in the context section.
  - 3 Summary **SWOT analysis** drawing directly on evidence produced by Lichfields’ report.
  - 4 **Vision and objectives** or themes: An overview of MCC’s overarching ambitions through the economic strategy with an explanation of how these emerge from the evidence including business engagement. By definition, the vision will be strategic in nature with most of the detail being provided around objectives/themes. However, it should represent a clearly articulated statement of intent and reflect the timescales of the strategy. Recognising that the economic development strategy sits alongside other plans and policies – particularly the RLDP – it will be important to articulate how it will relate to these other plans.

- 5 **Priority actions, delivery, and responsibilities** relating to specific key topics: The strategy should establish clear goals under each objective/theme, define where core responsibilities lie (particularly in terms of what the Council will do) and identify key outcomes that are to be sought and actions that will be implemented within a defined period of time.
- 6 **Performance framework:** Effective local economic strategies should include key outputs and measurement metrics that could be used to measure progress. However, these should be sufficiently flexible to enable the strategy to adapt readily to unforeseen changes and external shocks.

## Recommendations

- 8.4 To help develop the economic strategy, the remainder of this section sets out our recommendations for key building blocks of the strategy. This focuses on:
- 1 Outline SWOT analysis;
  - 2 Rationale for a Vision and core objectives;
  - 3 Delivery considerations; and,
  - 4 Next steps

## Outline SWOT analysis

- 8.5 Monmouthshire benefits from a very high-quality environment, together with thriving market towns. It also enjoys a strategic location on the Welsh border, has relatively low levels of deprivation, and performs very well against a number of economic metrics. The Council has a bold set of aspirations for its future growth and these are supported by a range of clear economic opportunities.
- 8.6 However, as this report has identified, a range demographic and socio-economic weaknesses also exist. Whilst it is important to recognise that it may not be able to overcome all of the challenges that exist in Monmouthshire, a well-conceived and implemented strategy has the potential to drive the local economy forwards in accordance with the identified vision for the area. It is also important for the economic strategy to be clear in the extent to which the Council can directly support the achievement of key objectives. In many ways and in partnership with other primary stakeholders, MCC will maximise its contribution through its role as a proactive, 'can-do' enabler. Its policy role will be important in this regard.
- 8.7 The economic, employment and skills strategy should build on a clear appreciation of the existing context within Monmouthshire. In particular, it should seek to build on existing strengths and overcome weaknesses whilst also seizing identified opportunities and mitigating known threats.
- 8.8 Drawing on the evidence contained within this report, a summary of the local context is set out below.

Table 8.1 SWOT assessmnet

Strengths	Weaknesses
<ul style="list-style-type: none"> <li>• Strong entrepreneurial culture</li> <li>• Low unemployment rate.</li> <li>• High economic activity rate.</li> <li>• High skills of resident population.</li> <li>• High proportion of workforce and jobs in SOC1-3.</li> <li>• Strategic location – within CCR, close links to Bristol area, M4/M48/A449, mainline railway.</li> <li>• High incomes/disposable incomes/spending.</li> <li>• High value economy.</li> <li>• High quality physical environment.</li> <li>• Established niche industrial, tourism and professional services businesses.</li> <li>• Affordable commercial rents.</li> </ul>	<ul style="list-style-type: none"> <li>• Older and rapidly ageing population.</li> <li>• Limited number of younger working people.</li> <li>• High house prices/housing affordability issues.</li> <li>• High level of net out-commuting.</li> <li>• Proportion of people commuting out to higher paid jobs elsewhere.</li> <li>• Significant shortage of readily available industrial premises leaving demand unmet.</li> <li>• Shortage of sites for industrial development to meet medium and long-term need.</li> <li>• Large areas subject to constrained broadband access.</li> </ul>
Opportunities	Threats
<ul style="list-style-type: none"> <li>• High value economy and high skills provides strong foundation on which to attract investment from existing and new businesses.</li> <li>• Latent growth potential of the existing business base. This includes the well-established and niche mix of successful businesses in the industrial, tech, tourism, and services sectors.</li> <li>• Growing the diverse, small business base.</li> <li>• Allocation of good quality industrial development sites of an appropriate size and location are strongly likely to be implemented, adding to economic growth.</li> <li>• Housing growth and affordable housing delivery may help rebalance local demographic profile.</li> <li>• Potential to maximise opportunity from strategic location and connectivity.</li> <li>• Increasing retention of spending and enhanced expenditure from a rebalanced population would add value to local economy.</li> </ul>	<ul style="list-style-type: none"> <li>• Projected continued ageing population and increasing old age dependency ratio.</li> <li>• Projected decline in working age population.</li> <li>• Ongoing limited supply of new industrial floorspace affecting ability to attract new businesses and retain existing businesses /facilitate expansion opportunities. This is starting to choke the expansion capacity of the local economy and increasingly force some existing businesses to relocate outside of the County. Deterioration of some basic town centre and high street infrastructure, visitor facilities and public realm (e.g. Chepstow and Caldicot).</li> <li>• Projected (baseline)job decline without targeted intervention including a supportive and proactive local/strategic policy approach.</li> </ul>

## Rationale for a Vision and core objectives

- 8.9 It is clear that the quality of life that exists in Monmouthshire represents a key strength and one that is central to the economic vitality of the County. It attracts people and businesses to the area and encourages them to stay. It provides a basis for some key economic sectors and also gives Monmouthshire its unique identity – something that should be actively promoted as part of the economic strategy. The significance of place identity has been widely acknowledged and is important in fostering a sense of attachment and belonging. In economic terms, this can help to support existing businesses and encourage investment by those already working in the area and those that consider their business could operate competitively in Monmouthshire. Different parts of Monmouthshire have developed their own identity and the strategy should seek to recognise and celebrate the unique characteristics of the different parts of the County in order to encourage business activity and support the vitality of communities.
- 8.10 The strategy should be built on a clear vision for the future of the area and the local economy. In addition to reflecting the sense of place and identity of Monmouthshire as a whole and individual settlements, this should be grounded in an appreciation of the local context. It should set out the aspiration for growth over the period that is to be covered by the strategy whilst also being realistic and appropriate in terms of its ambition.
- 8.11 We would recommend that the vision should be supported by clear strategic themes and objectives. These could be developed from the four ‘p’s’ of:
- 1 **Place** – reflecting the character, ‘brand’ and identity of the area and appreciating the differences that exist between settlements across Monmouthshire. The quality of life and sense of place should be central to the vision. This aspect should also consider matters relating to the environment and climate change, as well as (physical and digital) connectivity between places. In addition, specific attention should be given to the specific needs of Monmouthshire’s network of town centres and local high streets.
  - 2 **People** – building on Monmouthshire’s entrepreneurial culture and strong small business base, the strategy should be people-focused in terms of focusing on achieving a more diverse demographic profile and ensuring that the identified improvements and actions might benefit the local population. Throughout Monmouthshire, the economic growth should be inclusive so that existing inequalities are reduced, and no one is excluded from economic opportunity. This element of the vision should therefore address matters such as the existing and future demographic profile of the area, skills and training, health, the development of strong local communities, and active engagement with all sectors of the population.
  - 3 **Prosperity** – the focus of any economic and employment strategy should be to add value to the local economy. This should be achieved through the promotion of long-term sustainable growth, the creation of competitively paid job opportunities, support to existing and future businesses, the diversification of the economy, upskilling of the local workforce, promotion of well-being and the provision of supporting infrastructure.
  - 4 **Property** – the provision of an appropriate range and choice of suitable space from which businesses might operate is a fundamental pre-requisite to the achievement of

economic growth and efforts should be made to maintain a robust supply of land and floorspace throughout Monmouthshire.

## **Key outcomes and initiatives**

8.12 The strategy should identify the key outcomes that will help to achieve vision and contain a series of strategic objectives which should link to specific actions. Tangible and achievable actions may focus on key issues such as:

- 1 Priority sectors;
- 2 Jobs;
- 3 Skills;
- 4 Land and premises;
- 5 Demographic profile;
- 6 Connectivity;
- 7 Environment and climate change; and,
- 8 Competitiveness and complementarity.

8.13 We consider each of these issues in turn below, although it is important to recognise the cross-cutting themes that exist in relation to these such that they should not be viewed and pursued in isolation. The economic strategy should articulate the connections that exist in respect of these issues so that the resultant economic benefits can be maximised.

### **Priority sectors**

8.14 As this report has identified, Monmouthshire's economy is smaller than that of its neighbours in terms of the number of jobs and aggregate economic output (GVA) levels. However, it is characterised as having some particular specialisms in key sectors such as niche industrial activities, health, retail, accommodation & food and professional services. These are likely to continue to be significant in the future and should be encouraged by appropriate planning and economic development policies.

8.15 In addition, support should be targeted for investment in other high value sectors – such as real estate, civil engineering and high productivity manufacturing – that currently have a high share of GVA in the County. Together with the direction of the wider economy in terms of a greater focus on technology and environmental-based sectors, the existing specialisms create an opportunity for the promotion of environmental and digital sectors as part of the transition towards a low carbon economy.

8.16 The promotion of these key sectors will be assisted by a proactive, market-focused land and property response; the provision of suitable skills and training initiatives; and the delivery of business support – both directly by MCC and through the creation of business clusters and mentoring schemes. Sector-specific interventions should also be considered, as appropriate. These might be related to other initiatives such as the Placemaking Plans for individual towns which have the potential to boost the retail sector, and the visitor events – such as the Abergavenny Food Festival – for which Monmouthshire is famous and which attract large numbers of visitors.

- 8.17 In addition to promoting the expansion of specific growth sectors for which Monmouthshire has an existing or potential future specialism, it will be important to establish a balanced growth strategy whereby efforts are made to maintain and increase investment into the growth of a range of sectors. Such an approach will be important in supporting employment opportunities for all residents.
- 8.18 In respect of all sectors, there should be a clear awareness within the strategy of the significant role that smaller businesses play within the local economy. These should be supported through the provision of suitable premises, support and mentoring initiatives, and the inclusion of small and micro enterprises within any grant funding schemes that might be established in the future.

### **Jobs**

- 8.19 The economic strategy should aim to boost employment by encouraging job creation in different sectors with a range of skills requirements, in order to support the retention of labour and reduce out-commuting. The muted level of past employment trends and projected growth underlines the importance of intervention to deliver a step-change in the local economy. This is particularly important in the context of the RLDP target of an additional 6,240 jobs between 2018 and 2033 (416 per annum). This is more than double the long and medium term past trends (an average of 220 per annum between 1997 and 2022 and an average of 170 per annum between 2012 and 2022) and compares to a forecast decline in employment between 2022 and 2032 (an average of -60 jobs per annum) and an average increase of just 30 jobs per annum between 2022 and 2042).
- 8.20 Whilst it is important to ensure that a wide range of jobs are available for people with different skills and abilities, a particular focus should be placed on supporting the creation of higher skilled jobs – reflecting the imbalance in the proportion of SOC1-3 jobs and resident workforce in Monmouthshire – in order to address and overcome the levels of out-commuting by higher paid residents.
- 8.21 Although MCC is a major employer in its own right, there are limits on the extent to which it can directly create new jobs. In seeking to promote job growth, it should therefore work with the Welsh Government, CCR board, local businesses and local business/trade organisations in order to create the conditions and (if necessary) providing funding and support job creation.

### **Skills**

- 8.22 Guided by the needs of industry and businesses, the economic strategy should support a boost in skills and qualifications to contribute towards a higher value economy – reflecting the fact that whilst Monmouthshire benefits from high levels of educational attainment, there are some gaps in skills which need to be addressed in order to ensure that local people are able to benefit from higher value jobs.
- 8.23 MCC should work with CCR, Western Gateway and education and training providers to identify specific areas that require intervention and develop appropriate courses and training schemes. Whilst residents of all ages should have access to training and development in order to enable them to access employment opportunities locally, this will be particularly important in helping to retain and attract young people into the area,

empower them to shape a future for themselves in Monmouthshire, and equip them to drive the economy towards a higher value future.

- 8.24 Support should be provided to help those running businesses so that they are equipped to increase and maximise their contribution to the local workforce and economy.
- 8.25 Finally, working with the Gwent Public Services Board, Future Generations Commissioner for Wales and the Aneurin Bevan Health Board, consideration should also be given to the way in which physical and mental health support could be made more widely available. This would play an important role in enhancing the health and wellbeing of the local population and boosting economic activity throughout Monmouthshire.

### **Land and premises**

- 8.26 The acute shortage of suitable business premises represents a significant threat to the local economy. If not addressed, it could undermine future growth prospects as existing businesses are unable to expand and new businesses are unable to establish or move into the County.
- 8.27 The identification and allocation of an adequate quantum of high quality, accessible land for employment purposes in the RLDP will be important in this regard but many of the businesses that engaged in the stakeholder events emphasised the need for existing premises that are available for immediate occupation (i.e. in preference to land for development opportunities). This raises the importance of ensuring that employment land allocations are viable and deliverable and that developers are attracted into Monmouthshire to operate. There is a clear imperative to provide for unmet need for industrial and related premises (including appropriate warehousing space).
- 8.28 In addition to considering the provision of new employment floorspace, the RLDP should be supportive of the reconfiguration and change of use of existing buildings for employment purposes. To this end, consideration should be given to the suitability of any Council-owned assets that might be repurposed as commercial floorspace. MCC should explore its own role in the delivery of new employment floorspace, acting on its own, as part of a joint venture with developers/operators, or through the provision of infrastructure that is necessary to open up potential sites or existing premises. It should also consider opportunities to work with lenders in order to incentivise new development in the context of particularly low rental values in the area.
- 8.29 In exploring possible new employment provision, regard should be had for a range of types of business premises including start-up space, small units and grow on space that are suitable for office and industrial occupiers. Consideration might also be given to the role that pop-up units might play in supporting micro-businesses, serving as temporary hubs during specific events, or acting as “meanwhile uses” in advance of the (re)development of a site.
- 8.30 In respect of all sites and premises, it will be important to ensure that they are sustainably located, accessible by a choice of modes of transport (and not constrained by existing congestion) and would not have an adverse impact on the wider environment.
- 8.31 A failure to adequately address this issue could prove to be fatal to the achievement of MCC’s economic growth aspirations.



## Demographic profile

- 8.32 The evidence is very clear regarding the demographic profile of Monmouthshire. It is older – and ageing more rapidly – than its neighbours in the CCR and in England. The ageing population is both a cause and effect of the strong housing market as older people are more likely to be able to compete in the market, at the expense of younger home-seekers that might then be forced to move elsewhere (or not move into Monmouthshire). It raises a wide range of issues relating to the provision of social and healthcare, the vitality of local services and facilities (particularly education facilities) and economic wellbeing if the workforce is ageing and shrinking.
- 8.33 All people should be welcome in Monmouthshire, regardless of their age, but MCC should consider the ways in which it might seek to attract and retain younger people. The measures outlined above in respect of employment and training will inevitably help in this regard. In addition, it is important to recognise the inter-relationship between economic growth and the delivery of new housing. The RLDP proposal to provide an additional 5,940 new homes, together with a requirement for 50% affordable housing provision will be important in responding to the issues of affordability and housing need that exist across Monmouthshire. In addition to the overall quantum of new housing, it will be important to ensure that various types, sizes and tenures are delivered, with adequate provision for first time buyers, second time movers and families. Furthermore, the provision of specialist accommodation for older people might also help to free up housing in the general market for younger people, whilst also better serving the needs of older residents in the County.
- 8.34 MCC should work with NRW and the Welsh Government to resolve the phosphate pollution issue which is affecting the River Usk catchment and preventing the delivery of new homes in the area.
- 8.35 In considering new residential development through the RLDP, MCC should ensure that adequate provision can be made in relation to education, health, community and other local facilities. This will be important in developing sustainable and vibrant communities and ensuring that the needs of all residents are met. It will be of further importance in helping to sustain a transition towards a more balanced demographic profile.

## Connectivity

- 8.36 Monmouthshire benefits from a strategic location on the Welsh border as is well served by the M4 and various trunk roads. However, its public transport services are limited. Whilst Monmouthshire was initially considered for inclusion within the South Wales Metro system, plans have not been progressed. The South East Wales Transport Commission made a series of recommendations on improvements to rail and bus services as essential alternatives to the M4 Newport relief road and some of these, if implemented, have the potential to benefit Monmouthshire.
- 8.37 MCC should work with the Commission, the Welsh Government, Transport for Wales, Network Rail and bus operators to identify potential improvements to public transport services that would help to improve connectivity across the County and with adjoining areas. This would be important in improving access to services and employment for those living in Monmouthshire.

- 8.38 In respect of digital connectivity, it is acknowledged that there has been significant investment in recent years. However, there are still large parts of the County that suffer from poor broadband coverage. MCC should work with operators in order to ensure that investment continues. Recognising the importance of reliable and fast broadband connections, direct investment by MCC might also be appropriate and beneficial.

### **The environment and climate change**

- 8.39 The combination of a high-quality natural environment and attractive market towns represents a key strength of Monmouthshire. It is an asset that is critical to the strength of the local economy and the quality of life that residents enjoy. The strategy should seek to set economic growth within the context of continued environmental enhancement and should include an ambition for Monmouthshire to lead the way in sustainable rural living. This would reflect the Council's declaration of a climate emergency.
- 8.40 The RLDP should contain policies that direct new development to locations that are not environmentally sensitive so that the natural environment might be protected and enhanced and development itself would not be prone to the risks associated with climate change, for example flooding. Energy efficient and low carbon development should be encouraged through planning policies and MCC should work with developers to ensure that the requirement for sustainable design and construction methods does not undermine the viability of development.
- 8.41 MCC should work with the agricultural sector, the Welsh Government, Food Monmouthshire and Hartpury University's Agri Tech Centre to promote an increased take-up in sustainable farming practices and food production and ensure that the impact of the agricultural sector on nutrient pollution in the River Usk can be significantly reduced.

### **Competitiveness and complementarity**

- 8.42 Monmouthshire does not exist in isolation. It is physically and functionally related to its neighbours and economic growth within Monmouthshire will inevitably impact the wider CCR area and beyond. In 2021, the Welsh Government expressed concern about MCC's RLDP Preferred Strategy. In particular, it considered that the proposed level of growth in Monmouthshire would undermine the role of Cardiff, Newport and the Valleys as the main focus for growth and investment in the South East Wales region. As explained in Lichfields' report of November 2022 to MCC, there is no evidence that growth in Monmouthshire would have a detrimental impact on the wider area. It concluded by stating that:
- “Economic and employment growth in Monmouthshire would not undermine the prospects of surrounding local authorities or the ambitions for the National Growth Area or the Cardiff Capital Region. Rather, it will play an important role in boosting the wider region.”*
- 8.43 We maintain that position and believe that a well-considered and implemented economic strategy, which is aligned with the objectives of the CCR, would ensure complementarity with the wider area in order to achieve the vision for growth across South East Wales.

## Delivery considerations

8.44

If the strategy is to be effective, it must be deliverable. The specific actions must be clearly defined and prioritised with a realistic prospect of being achieved. Inevitably this will require the ongoing development of strong partnerships between the Council and other key stakeholders in the County. Specific consideration should be given to the following delivery considerations:

- 1 **Funding:** In order to maximise opportunities for future Government funding, the economic strategy must be clear with a strong rationale which demonstrates both local need and solid economic growth opportunities. In anticipation of future rounds of Welsh and UK Government regeneration and growth funding programmes, it will be important to make an early start in the identification of potential projects that could be put forward for potential funding. This will require an investment of time and resource to ensure the Council is ready to respond to future time-limited rounds of funding. These projects should be broad ranging which speak clearly to the need priorities which will be identified in the strategy (including skills and training, town centres and high streets, industrial premises, affordable housing delivery, transport and connectivity).
- 2 **Stakeholder partners:** MCC should continue to consolidate and grow an effective network of partnership with key players in the County. In so doing, it should engage closely with these stakeholders during the development of the economic strategy to ensure buy-in and consensus around core objectives and priorities. A strongly collaborative approach will be imperative to the success of the strategy's implementation. This could include working in partnership to develop joint ownership of the long list of projects and interventions required to deliver prioritised actions. Moreover, this collaborative approach should also open up opportunities for the identification of match-funding which will be central to the deliverability of projects. This approach should also provide an effective means by which key stakeholders can commit to taking a leading role for specific projects. Partnership and joint working should be broad and flexible in order to respond to changing circumstances and local need. Key partners will include:
  - a Education and learning institutions;
  - b Training and skills providers;
  - c Local Chambers of Commerce;
  - d Local businesses and business groups;
  - e Local charities;
  - f Tourism and industry bodies;
  - g Business support organisations; and,
  - h Neighbouring authorities including strategic alliances with English authorities to the east of the Severn.
- 3 **Land/space requirements.** As clearly highlighted in this report, the supply of readily available premises and sites to meet immediate and longer-term demand is a critical issue for Monmouthshire's businesses. Consequently, in addition to stress-testing the RLDP's emerging approach to employment land allocations and

redevelopment opportunities, it will be important for the Council to work closely with property owners, investors and developers to explore options for increasing the supply of particularly industrial and warehousing premises in the short-term (1-2 years). This may include the establishment of new joint venture development vehicles aimed at releasing the latent potential of key sites (including those in public ownership). In addition, MCC should carefully examine options for the establishment of an industrial premises delivery programme under scenarios of both with and without Government funding support. Such a programme may be targeted at addressing viability constraints through investment in site infrastructure or enabling works for example.

- 4 **Supporting core infrastructure investment:** A local infrastructure development and funding strategy should be prepared by the Council with thorough engagement with infrastructure owners and providers. This should be targeted at identifying infrastructure needs required to address existing gaps in provision as well as that which will be essential to the delivery of the priorities and objectives established in the economic strategy.
- 5 **Business support:** The Council should undertake a review of existing business support provision in the County and review this relative to need established by the economic strategy. This should identify key gaps leading to stakeholder roles, responsibilities and actions for business support functions being agreed

## Monitoring

- 8.45 Careful monitoring will be essential to ensuring that the strategy is delivered. The approach that is to be taken in respect of monitoring should be specifically identified. This should include an overview of the key metrics to be monitored, the milestones to be assessed and actions to be taken in the event that the monitoring identifies an potential blockages in implementation.

## Next steps

- 8.46 Building on the evidence and associated recommendations set out in this report, the Council should take early action to develop a draft economic development strategy for Monmouthshire. As part of this, a clear approach should be defined and agreed regarding the extent and degree of consultation required. Following on from the business and stakeholder events undertaken as part of this study, the draft strategy should also include a solid phase of further stakeholder engagement. The aim would be to achieve buy-in and general consensus during the strategy development period in order for a sense of common ownership to emerge.
- 8.47 At all times during the strategy development process, the issue of prioritisation should be consistently and regularly applied. Whilst sometimes challenging and with often conflicting opinions, an iterative approach to the identification of priorities can be most effective. By keeping priorities in mind at all times, this provides a discipline to ensure the strategy is meaningful, focused and ambitious, but also achievable.
- 8.48 With the development of achievable priorities in mind but during and after the development of the economic strategy, we recommend that the Council:

- 1 Takes early and collaborative steps in developing a long list of key projects. Importantly, this would be accompanied by a clear rationale, solid evidence and associated **business case** work leading to a set of **funding-ready deliverable priority projects**.
- 2 Prepare a **Development Infrastructure and Funding Strategy**. As highlighted above, this would clearly identify local infrastructure gaps alongside key investments required to deliver priority projects. The strategy would include funding options and identify where core funding gaps exist. In addition, it would contribute to key issues of development viability in so far as it is impacted on by the need for local or strategic infrastructure investment to enable development to be delivered.





## Appendix 1 Employment and GVA forecasts

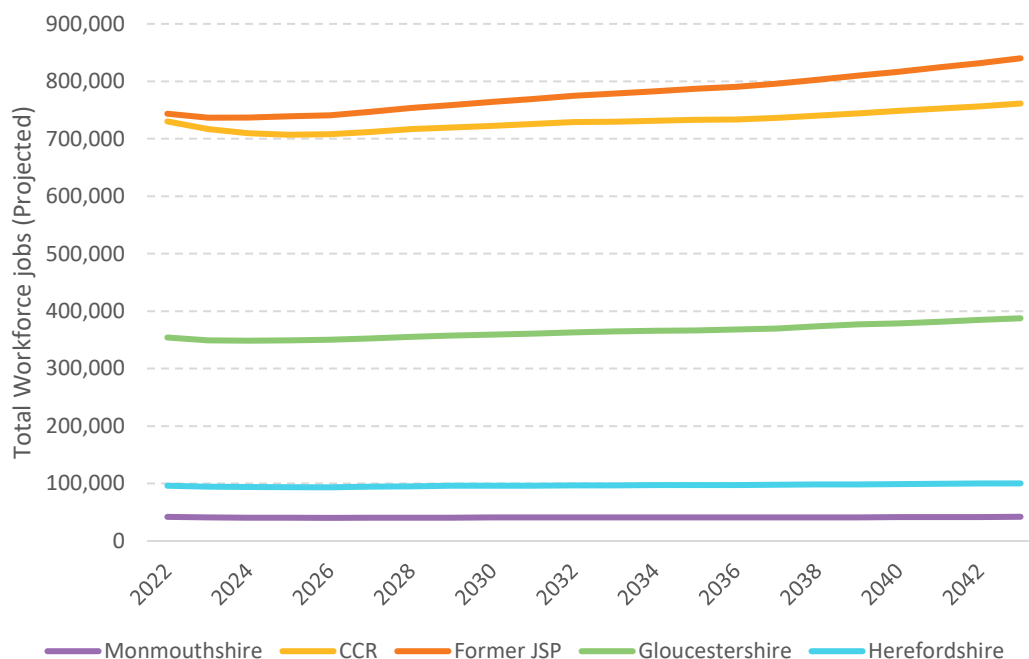
- 1.1 This sub-section sets out economic projections for Monmouthshire and the comparator areas. Provided by Experian Business Strategies, it is important to highlight that these are baseline forecasts which means that:
- 3 They are strongly influenced by past trends and overall national macro-economic prospects. For example, if the local economy has been constrained by a lack of available premises to meet latent demand, the projections will assume that such constraints will remain in place.
  - 4 They represent a 'policy-off' position. The projections do not allow for any potential local market interventions which may impact on employment and business activity. For example, the effect of RLDP policies such as the allocation of new employment sites to meet latent demand will not be factored in to the forecasts.
- 1.2 Consequently, interpretation of the baseline projections set out below need to be tempered by consideration of these limitations.

### Employment

- 1.3 Generally, over the next 20-years, employment in Monmouthshire is projected to stay relatively stable, with a projected loss of just 100 jobs between 2022 and 2043 (equivalent to a loss of -0.2%). Employment growth in the nearby geographies is higher, projected at 3.9% across Herefordshire, +4.3% across South East Wales, 9.5% across Gloucestershire, and +12.9% across the former Bristol JSP area over the same period. Monmouthshire's forecast of flatlining employment growth reflects historic patterns and an inherent demographic imbalance in the County. This represents a 'do-nothing' scenario and points to the need for potential policy interventions to be introduced to counter the risk of economic contraction.



Figure 8.1 Projected employment growth (2022-2043) across Monmouthshire and comparator areas



Source: Experian (2023) / Lichfields analysis

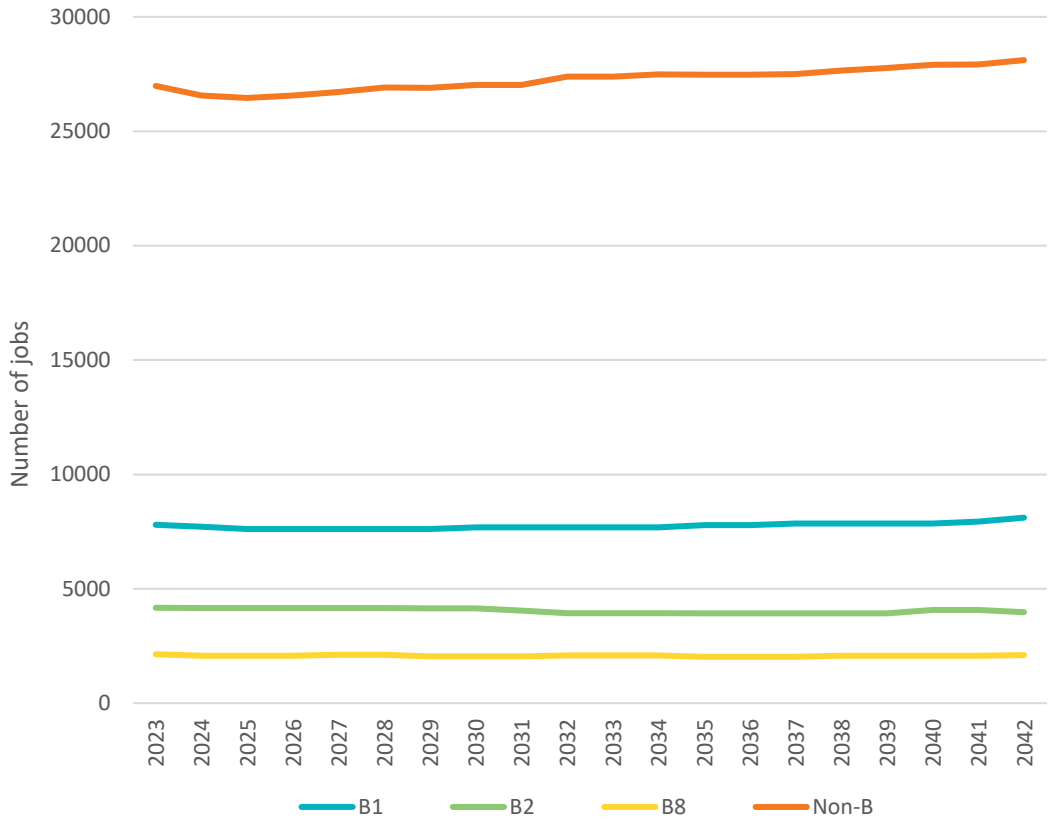
Table 8.2 Projected employment growth (2022-2043) across Monmouthshire and comparators

Location	2022	2028	2035	2043	% growth
Monmouthshire	42,000	40,700	41,000	41,900	-0.2%
South East Wales	730,100	716,700	733,300	761,400	+4.3%
Former JSP area	743,800	753,500	786,800	840,100	+12.9%
Gloucestershire	353,900	355,200	366,700	387,600	+9.5%
Herefordshire	96,400	95,300	97,200	100,200	+3.9%

Source: Experian (2023) / Lichfields analysis

1.4 The forecasts suggest that employment in non-B sectors will increase over both periods and that B1 employment will grow between 2032 and 2042, but that there will be a continued decline in employment in B2 and B8 sectors. These projections need to be treated with a degree of caution, however, in that they are likely to be influenced by national forecasts of overall contraction in industrial activity.

Figure 8.2 Projected employment change in Monmouthshire by broad sector, 2023-2042



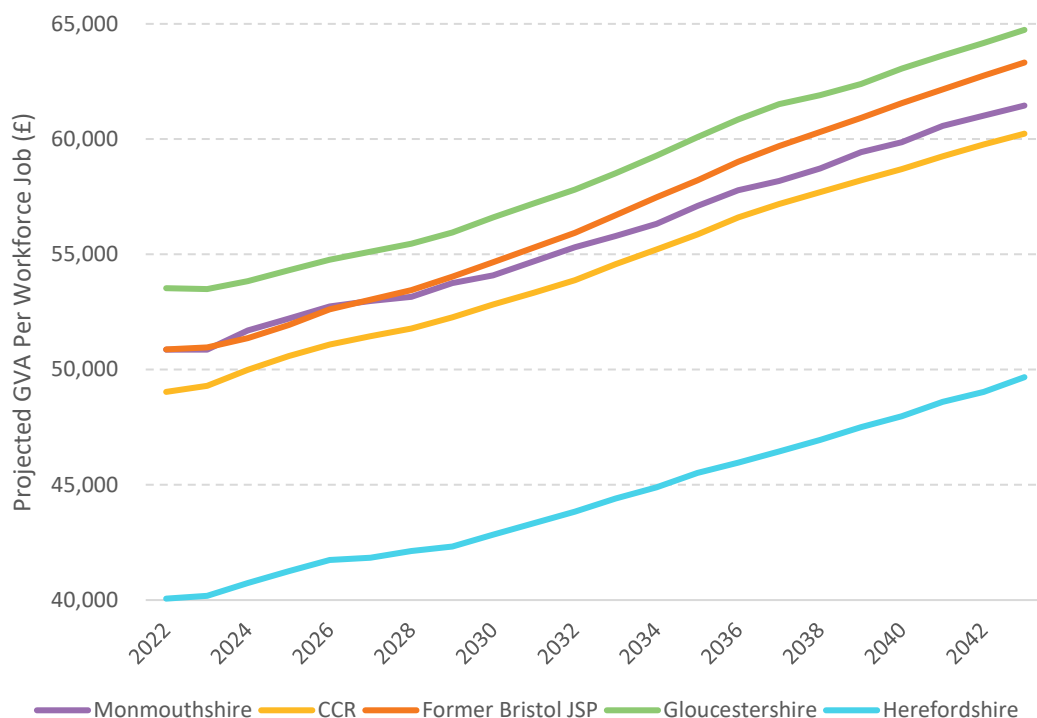
Source: Lichfields analysis of Experian data (March 2022 data release).

### Workforce Productivity

1.5

Workforce productivity is measured by GVA per head. Across all observed geographies, workforce productivity is projected to steadily rise from 2022 to 2043. However, GVA per head in the Former Bristol JSP area is forecast to exceed GVA per head in Monmouthshire by 2027.

Figure 8.3 Projected workforce productivity (GVA per head, 2022-2043) in Monmouthshire and comparator areas



Source: Experian (2023) / Lichfields analysis

1.6 Projected growth in GVA per head in Monmouthshire is generally consistent with projected growth rates across the wider geographies (i.e., around 20-25%). Table 8.3 below breaks down projected growth rates from 2022 to 2043 across Monmouthshire and the comparator areas.

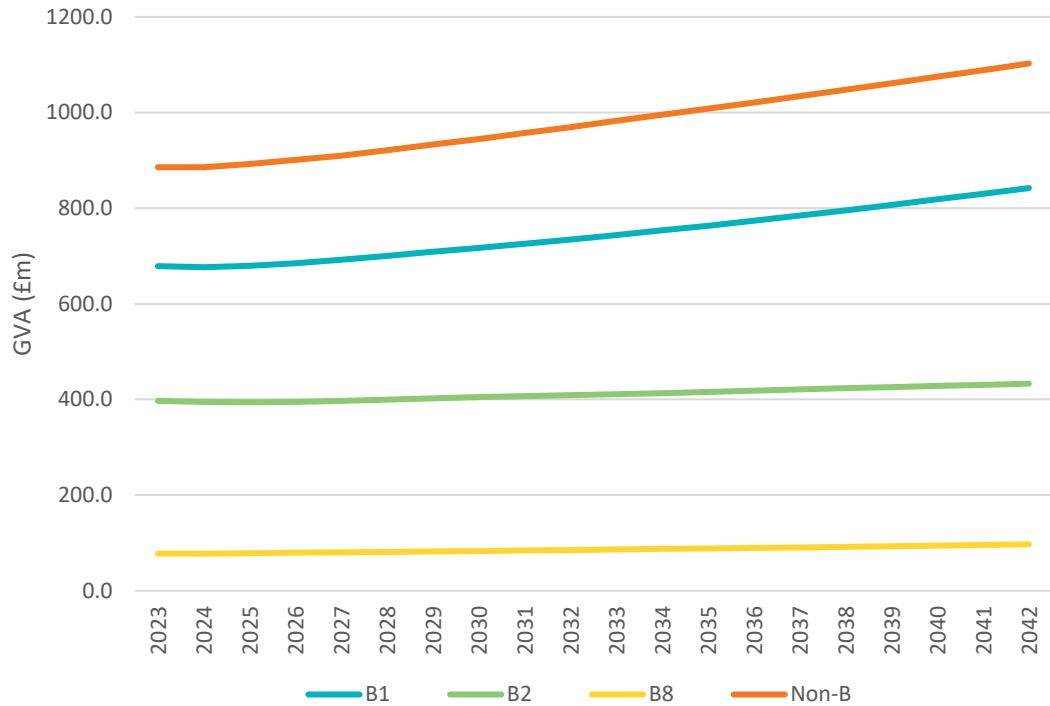
Table 8.3 Projected workforce productivity (GVA per head, 2022-2043) in Monmouthshire and comparators

Location	2022	2028	2035	2043	% growth
Monmouthshire	50,867	53,155	57,105	61,456	+20.8%
South East Wales	49,033	51,779	55,859	60,236	+22.8%
Former JSP area	50,875	53,451	58,215	63,322	+24.5%
Gloucestershire	53,537	55,465	60,085	64,739	+20.9%
Herefordshire	40,063	42,127	45,513	49,671	+24.0%

Source: Experian (2023) / Lichfields analysis

1.7 GVA is expected to increase in all sectors in Monmouthshire over the periods to 2032 and 2042, with the exception of a decline in B2 sectors between 2022 and 2032. Based on our review of the Experian data, the following key sectors are likely to be particularly significant to Monmouthshire in the future: administration & support services, accommodation & food services, civil engineering, health, land transport, professional services, real estate and retail.

Figure 8.4 Projected GVA change in Monmouthshire by broad sector, 2023-2042



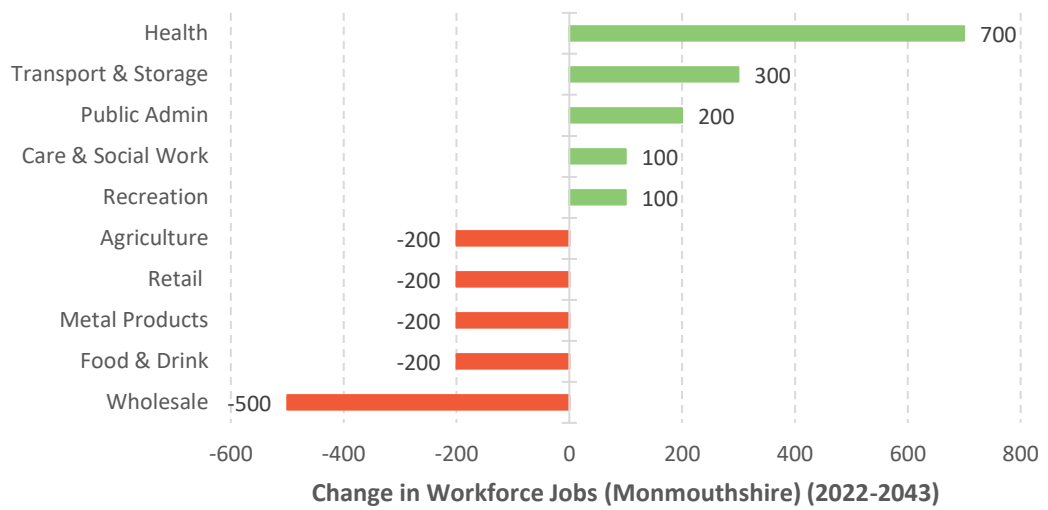
Source: Lichfields analysis of Experian data (March 2022 data release).

1.8 It should be noted, however, that these are policy-off forecasts that are based on macro-economic projections, past trends and the current economic profile of the area. The new economic strategy for Monmouthshire will play an important role in providing the basis for a step change in future economic growth and stimulating an increased level of prosperity within the local authority area.

**Sectoral Change**

1.9 Across the period to 2043, the largest projected growth in employment by sector is predicted in the healthcare sector, and the largest decline is predicted in wholesale. The top five sectors by growth and by decline in employment are presented in Figure 8.5.

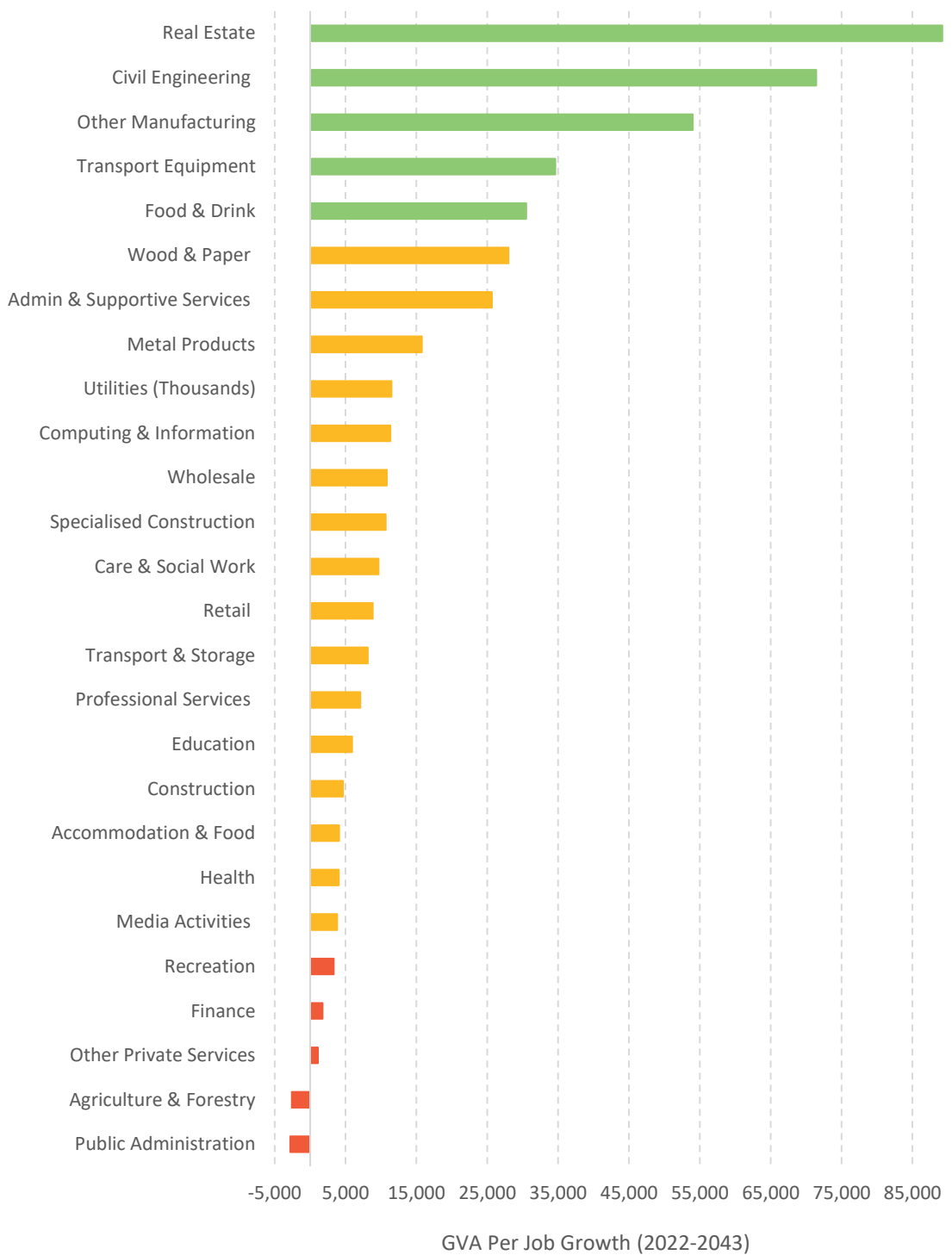
Figure 8.5 Largest projected changes in employment by sector in Monmouthshire (2022-2043)



Source: Experian (2023) / Lichfields analysis

- 1.10 Analysis of Experian data shows that real estate, civil engineering, other manufacturing, transport equipment, and food and drink are projected to be the fastest growing sectors in terms of GVA per job from 2022 to 2043. GVA per job in the real estate sector is projected to grow by £89,222.
- 1.11 By contrast, the slowest growing sectors in terms of GVA per job are projected to be recreation, finance, and other private services. Agriculture and forestry and public administration are forecast to decline in terms of GVA per head, with public administration declining by -£2,803 across the same period.

Figure 8.6 Projected GVA per job growth (2022-2043) in Monmouthshire



Source: Experian (2023) / Lichfields analysis

## **Appendix 2 Business engagement feedback**

- 2.1 This section summarises the comments received from attendees at the two engagement events that were held to inform this study. The first event took place at Monmouthshire County Hall on Wednesday 26 April 2023 and was attended by representatives from the following organisations:
- 1 Creo Medical, Chepstow
  - 2 Microchip, Caldicot
  - 3 Siltbuster, Monmouth
  - 4 Alacrity Foundation
  - 5 Coleg Gwent
  - 6 Mandarin Stone, Monmouth
  - 7 The Angel Hotel, Abergavenny
  - 8 Llanover Estate
  - 9 Materials Recovery Systems, Caldicot
  - 10 M4 Commercial Property
- 2.2 A follow-up session was held online on the evening on Tuesday 23 May 2023. This was attended by representatives of the following organisations:
- 1 Caldicot Town Team
  - 2 Usk Business Network
  - 3 Federation of Small Businesses
  - 4 Monmouth Chamber of Commerce
  - 5 Alan Griffiths contractors
- 2.3 Both events were also attended by MCC officers (economic development and planning) and were chaired by Cllr Paul Griffiths, Cabinet Member for a Sustainable Economy and Deputy Leader.
- 2.4 Each session began with a presentation by Lichfields outlining its main findings from a review of Monmouthshire's social and economic context (sections two to seven of this report). A discussion was then held with attendees about their perception of the key challenges constraining Monmouthshire from growing its economy and how the emerging economic strategy could help the County realise its ambitions.

Table 8.4 Challenges identified constraining economic growth in Monmouthshire

Theme	Comments from attendees	Evidence from analysis	Potential strategy response
<b>Barriers to growth</b>			
Nature of existing employment stock	<ul style="list-style-type: none"> <li>Majority of B2 employment stock located along the M4 corridor close to Caldicot and Chepstow.</li> <li>Office space more concentrated in Monmouth, Abergavenny &amp; Castlegate, Caldicot.</li> <li>Abergavenny also benefits from a larger tourism industry and attracts people because of its retail and gastronomy offer.</li> <li>Many parts of Monmouthshire are suffering from a shortage of employment premises with a significant proportion of latent demand being unmet. This is having a negative impact on the capacity of local businesses to expand or ability to attract new business investment to Monmouthshire (including the start-up of new businesses by Monmouthshire residents).</li> </ul>	<ul style="list-style-type: none"> <li>Largest industries by employment are health, accommodation &amp; food, retail, and professional services.</li> <li>Largest industries by GVA are real estate (statistically, this sector is broadly defined and includes buying and selling of own real estate, renting and operating of real estate, letting and operating of conference and exhibition centres, real estate agencies and management of real estate. Although it is significant locally in GVA terms, it is relatively small compared to the comparator areas), the manufacture of food &amp; drink, civil engineering, health, public administration, administrative &amp; support services, and education.</li> <li>Extremely low vacancy rate for offices of 0.3% compared with 7.4% in the wider CCR indicates a shortage of employment premises.</li> <li>Vacancy rates for industrial premises also extremely low at 1.0%, compared with 4.6% in wider CCR.</li> <li>Office clusters in Abergavenny, Monmouth , Chepstow, &amp;</li> </ul>	<ul style="list-style-type: none"> <li>Important to showcase strong performance of niche industrial activities in Monmouthshire and provide sufficient land and property policy response accordingly. This may require forward-looking but challenging planning decisions to be made in the LDP. Short, medium and long-term supply solutions are required.</li> <li>Increased provision of suitable accommodation of different types and price points to cater for different business types and sizes.</li> <li>Need to provide modern premises that are ready to occupy in the short term along with providing medium to long term opportunities for new land development / redevelopment opportunities. In the absence of this, there is a real danger that well established businesses will relocate away from Monmouthshire. Clearly, the land and premises supply constraints will also be prohibitive to attracting new business investment.</li> <li>Need to respond to the viability challenge arising from low rental values. Whilst affordable rents are important for business competitiveness, they can also prohibit the redevelopment and</li> </ul>



		<p>Castlegate, Caldicot with a few scattered offices along M4 corridor.</p> <ul style="list-style-type: none"> <li>• Clusters of industrial premises in Caldicot and Chepstow, and along the M4 corridor. There are also small clusters in Monmouth and Abergavenny.</li> </ul>	<p>regeneration of existing stock for modern purposes. This may require targeted public sector intervention.</p> <ul style="list-style-type: none"> <li>• Work with development industry to incentivise provision of additional floorspace, for example through grants or business rate reductions to remove the onus on the Council delivering employment land.</li> <li>• Consider Council's role in direct development and joint ventures with property investors and developers.</li> <li>• Determine whether it would be preferable to increase clustering of offices in Monmouth/Abergavenny and warehouses in Caldicot, or distribute these more equally across the County, including small scale (office) provision outside of the main settlements.</li> </ul>
<p>Type of land/premises available</p>	<ul style="list-style-type: none"> <li>• Extreme shortage of B2 &amp; B8 premises, particularly warehouses and distribution centres.</li> <li>• Some businesses considering moving away from Monmouthshire because of the shortage of employment land and premises.</li> <li>• Because of the type of employment being offered by the businesses attending the engagement event, working from home is a less suitable option than what is being considered by some public sector organisations – drive to have people</li> </ul>	<ul style="list-style-type: none"> <li>• In addition to the identified shortage of employment premises, analysis found that office and industrial premises are older than those in the wider South East Wales region which is likely another deterrent to businesses.</li> </ul>	<ul style="list-style-type: none"> <li>• Prioritise the delivery of 'ready-to-occupy premises alongside new land for development aimed at meeting medium to long term needs.</li> <li>• Potential to better utilise existing employment premises where planning constraints prohibit expansion. This could include redeveloping offices for shared office spaces with hot desking that could be used by multiple companies.</li> <li>• Adopt a permissive approach to the refurbishment of existing commercial premises in order to improve the quality of existing stock.</li> </ul>

	back in the office / warehouses etc where possible.		
Movement of businesses to Monmouthshire	<ul style="list-style-type: none"> <li>The lack of premises is affecting the level of interest from inward investors although some businesses are seeking to relocate from Bristol as a high proportion of their staff live in Monmouthshire.</li> </ul>		<ul style="list-style-type: none"> <li>Recognise the potential benefits of attracting new investment to Monmouthshire, based on its strategic location, but balance this with an appreciation of the local growth capacity of existing business which will remain the bedrock of the County's economy. Develop targeted promotional activities accordingly.</li> </ul>
Skills	<ul style="list-style-type: none"> <li>A number of attendees cited a shortage of appropriately skilled workers as a barrier to growth.</li> <li>Whilst Monmouthshire has good secondary school educational facilities, there is a shortage of local, vocationally-focused technical colleges and training facilities. This has the impact of forcing school leavers out of the County and preventing the training and re-training of adults of various ages and stages of their careers. Furthermore, the lack of locally available skills and training facilities acts as a significant constraint to the competitiveness of existing businesses and the attraction of new and expanding businesses.</li> </ul>	<ul style="list-style-type: none"> <li>Evidence that the population of Monmouthshire is highly educated, and more so than the population of the wider CCR area. This reflects evidence that a higher proportion of residents in Monmouthshire are employed in SOC major groups 1-3 when compared with the comparator areas.</li> <li>Comparison of workplace and resident median weekly earnings indicates that a high proportion of people commute out of Monmouthshire for higher paid jobs.</li> </ul>	<ul style="list-style-type: none"> <li>Work with education and training providers to consider options for the development of well-defined skills academies/provision of new courses in existing facilities and local outreach centres to plug skills gaps in certain sectors. This will be critical in helping control the leakage of working-age residents away from the area, enable the growth of existing businesses and attracting new businesses to Monmouthshire.</li> <li>Recognise that being able to demonstrate a secure pipeline of workers would help attract businesses – particularly applicable to larger companies looking to invest in Monmouthshire.</li> <li>Initiatives to enhance overall skills development offer in order to boost retention of most highly skilled workers and ensure the balance between the</li> </ul>

			skills required by local jobs and the skills of the local population.
Accessibility – digital and physical	<ul style="list-style-type: none"> <li>• Access identified as a major factor restricting growth in and around Chepstow and Caldicot in particular because of congestion along the M4 corridor.</li> <li>• Indication that there is a need to invest in infrastructure as well as employment land/premises and skills in order to make sites more successful to businesses already operating in Monmouthshire.</li> </ul>	<ul style="list-style-type: none"> <li>• Limited number of railway stations and limited scope for rail connections across the County e.g. from Chepstow up to Monmouth.</li> <li>• Limited bus routes across the County connecting towns and providing access from rural areas to larger towns.</li> <li>• Whilst digital connectivity has improved over recent years as a result of increased investment, it is still patchy across the County. This is a particular issue in more rural areas, however there are also a number of premises in urban centres with poor connectivity.</li> </ul>	<ul style="list-style-type: none"> <li>• Consider implications of the South East Wales Transport Commission in relation to the provision of improvements to public transport services in order to enhance the range and choice of sustainable transport options.</li> <li>• Continue to increase investment in digital connectivity to attract more businesses and make working from home a more feasible option for workers considering moving to Monmouthshire.</li> </ul>
<b>Planning related barriers</b>			
Development Management	<ul style="list-style-type: none"> <li>• Numerous attendees identified planning as a barrier to extending existing employment premises – this is a widespread issue for offices and warehouses.</li> <li>• Most businesses in Monmouthshire are seeking ‘ready made’ premises rather than greenfield sites. This is partly because planning is considered to be too difficult, and partly because a lot of the businesses seeking to expand are small and require new floorspace immediately and lack have the</li> </ul>		<ul style="list-style-type: none"> <li>• Some of the planning issues that were raised are beyond the control of MCC. However, appropriate, flexible and permissive RLDP policies will be important to encourage and support commercial development.</li> <li>• Prioritise the delivery of ‘ready made’ premises that will be readily available for smaller businesses by incentivising developers and through proactive measures by the Council – targeted at those already located in Monmouthshire and those seeking to relocate to or invest in the County.</li> </ul>

	<p>capital to invest in building new premises.</p> <ul style="list-style-type: none"> <li>• Distribution and warehousing companies feel constrained by a lack of space, and land availability.</li> </ul>		<ul style="list-style-type: none"> <li>• Support the refurbishment and/or redevelopment of existing premises in particular so that they are more modern and flexible in nature, and better able to accommodate varied businesses. This will make better use of already developed land in areas where planning constraints, such as flooding, restrict expansion opportunities.</li> </ul>
Utilisation of strategic sites	<ul style="list-style-type: none"> <li>• Concern expressed about landowners sitting on sites allocated for commercial uses in anticipation of them being delivered as mixed use or residential sites.</li> </ul>		<ul style="list-style-type: none"> <li>• Ensure that existing allocations that have not been implemented are subject to scrutiny if they are to be retained in the RLDP.</li> </ul>
<b>Identity of Monmouthshire</b>			
Demographic profile	<ul style="list-style-type: none"> <li>• A number of attendees were interested in the area's demographics profile which underscores some of the key economic challenges.</li> <li>• Challenge of school capacity potentially limiting the number of young families moving to Monmouthshire.</li> <li>• Shortage of affordable nursery spaces may also be a factor constraining growth in Monmouthshire given that it restricts women from returning to work.</li> <li>• Attendees at the second engagement event described the differing demographic profiles of</li> </ul>	<ul style="list-style-type: none"> <li>• Ageing population and declining working age population – particularly evident when comparing with each of the comparator areas (other than Herefordshire)</li> <li>• Monmouthshire has a higher old age dependency ratio than each of the comparator areas (except Herefordshire), and it is expected to increase substantially by 2033 and 2043.</li> </ul>	<ul style="list-style-type: none"> <li>• Specific measures to support the growth and diversity of available job opportunities amongst young people will be important in helping to attract and retain them in Monmouthshire, contributing towards a rebalancing of the local demographic profile.</li> <li>• There is a direct relationship between the ageing population and the level, type and tenure of housing provision in Monmouthshire. An increase in the supply and range of housing (including increased levels of affordable housing) through the RLDP will help to address some of the key housing barriers that are faced by young people in Monmouthshire.</li> </ul>

	<p>different towns and the need to cater for these within the economic strategy.</p>		
Business identity	<ul style="list-style-type: none"> <li>• Indication that some businesses feel unwelcome in Monmouthshire because of its aspiration to attract higher paid jobs at the risk of losing / deterring large distribution companies.</li> <li>• Attendees questioned whether Monmouthshire has a specific business identity. This lack of identity could be contributing to Monmouthshire’s challenges in attracting businesses.</li> <li>• Different identities exist for different areas e.g. Caldicot has more of an industrial identity whereas Abergavenny is more food and retail oriented. This diversity should be recognised and embraced within an economic strategy.</li> </ul>		<ul style="list-style-type: none"> <li>• Establish a clear identity for Monmouthshire as a business location, drawing in particular on its quality-of-life benefits and its existing economic strengths.</li> <li>• Focus on the strengths and unique economic functions of each individual town to build up their own identity and promotional profile, e.g. Abergavenny’s food identity.</li> <li>• An objective for the strategy could be to maintain town centres that are currently thriving – offer a varied range of independent stores etc; seen to retain money in the local economy.</li> </ul>
Quality of life	<ul style="list-style-type: none"> <li>• Agreement that Monmouthshire is a great place to live, work, to be in nature, has good schools etc – no surprise businesses are interested in moving there. Challenge more relates to physically not being able to move.</li> <li>• Whilst towns across the County are varied, they offer different aspects that have a common theme: good quality of life.</li> </ul>	<ul style="list-style-type: none"> <li>• The Welsh Index of Multiple Deprivation dataset measures deprivation using different metrics which can be used to give an indication of the quality of life in Monmouthshire. Monmouthshire ranks better overall than all other authorities in the CCR.</li> <li>• Monmouthshire performs particularly well in respect of the health, income, employment,</li> </ul>	<ul style="list-style-type: none"> <li>• Adopt a personable tone throughout the strategy to highlight Monmouthshire’s quality of life and its appeal to various aspects e.g. access to the outdoors, retail and food offer.</li> <li>• Use this to attract businesses and workers to invest in Monmouthshire.</li> <li>• Underline the role that the quality of place plays as a driving force for economic profile and opportunity.</li> </ul>

		education, housing, and community safety domains.	
Potential overlap with tourism strategy	<ul style="list-style-type: none"> <li>Recent tourism and economic challenges relating to Covid-19 and Brexit – facing issues with staffing. Attendee from Hotel stated they were trying to employ locally but struggling to find staff.</li> <li>Attendees suggested further capitalising on events already taking place in the County to expand the tourism industry, e.g. the Abergavenny Food Festival.</li> </ul>	<ul style="list-style-type: none"> <li>Vision Monmouthshire 2040 identified that Monmouthshire’s economy outperforms wider CCR region in some areas, like tourism revenue and jobs.</li> <li>Food, leisure and accommodation sectors identified as one of the key sources of employment in the local economy.</li> </ul>	<ul style="list-style-type: none"> <li>Build on the identity of Monmouthshire as a whole, as well as that of the individual towns to attract more visitors and diversify tourism attractions in the County.</li> <li>Advertisement of Monmouthshire’s identity to neighbouring authorities could attract workers to fill roles in hotels, restaurants etc.</li> </ul>







Celebrating  
**60**  
years

**Birmingham**  
0121 713 1530  
birmingham@lichfields.uk

**Edinburgh**  
0131 285 0670  
edinburgh@lichfields.uk

**Manchester**  
0161 837 6130  
manchester@lichfields.uk

**Bristol**  
0117 403 1980  
bristol@lichfields.uk

**Leeds**  
0113 397 1397  
leeds@lichfields.uk

**Newcastle**  
0191 261 5685  
newcastle@lichfields.uk

**Cardiff**  
029 2043 5880  
cardiff@lichfields.uk

**London**  
020 7837 4477  
london@lichfields.uk

**Thames Valley**  
0118 334 1920  
thamesvalley@lichfields.uk



**lichfields.uk**

<b>SUBJECT:</b>	<b>COMMUNITY IMPROVEMENT TEAM UPDATE</b>
<b>MEETING:</b>	<b>PLACE SCRUTINY</b>
<b>DATE:</b>	<b>14<sup>th</sup> DECEMBER 2023</b>
<b>DIVISION/WARDS AFFECTED:</b>	<b>UPDATE</b>

**1. PURPOSE:**

To provide an update on the Community Improvement Team. A proposal to disband the Community Improvement Team (CIT) as part of 2023 budget proposals was rejected and the funding was secured to maintain this function. The report gives a background to the team and progress over 2023.

**2. RECOMMENDATIONS:**

2.1 The report is an update for information

**3. KEY ISSUES:**

- 3.1 The CIT team was established in 2008 using external grant funding from Welsh Government through Local Environmental Quality (LEQ) and Tidy Towns. Working with day release clients from HMP Prescoed as part of the partnership working eligibility criteria for the grant.
- 3.2 The Tidy Towns initiative was launched in 2008 working in partnership with Keep Wales Tidy to support communities in taking responsibility for their local environment.
- 3.3 The project was relaunched in 2011 to coincide with the Single Use carrier bag charge as part of a Keep Wales Tidy campaign with a greater focus on tackling litter and flytipping issues.
- 3.4 The Tidy Towns funding ceased in 2018/19 and was merged with other programs to tackle litter through Keep Wales Tidy including Caru Cymru.
- 3.5 The Tidy Towns and Caru Cymru project provided support for the hundreds of litter champions throughout Monmouthshire and we are very grateful for the work that these volunteers do in enhancing the environment and keeping Monmouthshire beautiful. The volunteer support is now embedded as a core function of the Grounds and Cleansing section at all levels.
- 3.6 Over the last 15 years the CIT team has continued to carry out projects that enhance the local communities and have been involved with many projects across the County.
- 3.7 The teams original focus on litter and flytipping issues has diminished since three dedicated environmental protect act (EPA) teams were formalised in 2019, following a restructure of Streetscene. The EPA teams have been operational since the mid-nineties but were integrated with waste and were regularly utilised for collecting domestic waste.
- 3.8 The restructure in 2019 moved cleansing including EPA into Grounds to form Grounds and Cleansing and ensured that litter and flytipping became a primary focus with a sufficient dedicated resource to tackle the issues. The Keep Wales Tidy, Local

Environmental Audit Management System LEAMS report for 2022 showed improvement across Monmouthshire for cleansing and other LEQ measures.

- 3.9 As such the CIT teams focus became community and town centre projects and in 2022 with the growing number of Town Teams across Monmouthshire and some challenges in resourcing two teams with HMP Prescoed one of the CIT was disbanded. This provided an in-year saving and support budget recovery.
- 3.10 The one remaining team has continued with the support of clients from HMP Prescoed and has been busy trialling new methods of working. In 2022 we made a commitment to reduce glyphosate as a treatment for weeds and have been trialling different methods for weed removal. The CIT team as been used to trial different ways of working before the processes are rolled out across the grounds and cleansing workforce.
- 3.11 The team also carry out work that would not be prioritised by the core workforce and projects where there is no council or legislative duty to carry out the work.
- 3.12 The team also support events like Usk Show but with the huge challenges on budgets it is becoming increasingly difficult to justify projects and events and the focus is likely to shift to carrying out core and legislative duties.
- 3.13 The Chepstow, Abergavenny and the newly formed Caldicot and Magor Town Teams work closely with Town and Community Council to prioritise works that are improve the environmental quality in their local communities. The town teams are paid for through precept and managed by MCC. This approach empowers and gives more control to the local communities and allows the teams to focus on delivery of projects that are important to them.
- 3.14 Discussions with Wye Valley Community Councils, Monmouthshire Town Council and Usk Town Council about establishing the Town Team approach in their communities will be a key priority in 2024.
- 3.15 In 2024 we will continue to work with HMP Prescoed and develop more opportunities for clients to integrate with Town Teams to compliment existing resources. We will also investigate how Town Teams may be able to assist with a wider range of local priorities eg potholes.
- 3.16 The future of the CIT will continue to be reviewed as we move forward in 2024 and will continue to evolve as new projects and budget challenges present themselves. Our focus remains to improve the local environmental quality.
- 3.17 A Members workshop is planned for January/February to discuss litter, flytipping, town teams and potential for enforcement for litter and dog fouling. The workshop will be used to inform the work programme for 2024.

#### **4. EQUALITY AND FUTURE GENERATIONS EVALUATION (INCLUDES SOCIAL JUSTICE, SAFEGUARDING AND CORPORATE PARENTING):**

As this is an update and no proposal to change to services there are no equality and future generations evaluation issues.

#### **5. OPTIONS APPRAISAL**

N/A

**6. EVALUATION CRITERIA**

N/A

**7. REASONS:**

Update requested by Place Scrutiny

**8. RESOURCE IMPLICATIONS:**

There are no resource implications at present and monitoring and review of CIT will continue throughout 2024.

**9. CONSULTEES:**

N/A

**10. BACKGROUND PAPERS:**

N/A

**11. AUTHOR: Nigel Leaworthy**

**12. CONTACT DETAILS:**

**Tel:**

**E-mail: [nigelleaworthy@monmouthshire.gov.uk](mailto:nigelleaworthy@monmouthshire.gov.uk)**

This page is intentionally left blank

## Monmouthshire's Scrutiny Forward Work Programme 2023-24

Place Scrutiny Committee				
Meeting Date	Subject	Purpose of Scrutiny	Responsibility	Type of Scrutiny
<b>14<sup>th</sup> December 2023</b>	<b>Economy, Employment and Skills Strategy</b>	To scrutinise the Monmouthshire Economy, Employment and Skills Strategy and action plan in setting the economic ambition for the county.	Hannah Jones James Woodcock Cllr Griffiths	Pre-decision Scrutiny
	<b>Community Improvement Team</b>	To scrutinise the team's operations and organisation.	Carl Touhig Nigel Leaworthy Cllr Maby	Policy Development
<b>Special Meeting – 11<sup>th</sup> January 2024</b>	<b>Climate and Nature Emergency Strategy</b>	To scrutinise progress of the strategy prior to Cabinet decision.	Hazel Clatworthy Cllr Maby	Policy Development
	<b>Electric Vehicle Charging Strategy</b>	To scrutinise progress of the strategy prior to Cabinet decision.	Deb Hill-Howells Ian Hoccom Cllr Maby	Pre-decision Scrutiny
<b>1<sup>st</sup> February 2024</b>	<b>Scrutiny of the Budget Proposals</b>	Scrutiny of the budget mandates relating to the committee's remit.	Peter Davies Jonathan Davies Cllr Callard	Budget Scrutiny
	<b>Public Spaces Protection Order Dog Controls</b>	To scrutinise the latest report.	Huw Owen David Jones	Policy Development
<b>14<sup>th</sup> March 2024</b>	<b>Local Flood Strategy</b>	Pre-decision scrutiny of adoption of the Local Flood Strategy.	Mark Hand Cllr Maby	Pre-decision Scrutiny
	<b>Local Toilet Strategy</b>	To scrutinise the strategy's progress.	David Jones Cllr Sandles	Policy Development

## Monmouthshire's Scrutiny Forward Work Programme 2023-24

Place Scrutiny Committee				
Meeting Date	Subject	Purpose of Scrutiny	Responsibility	Type of Scrutiny
10 <sup>th</sup> April 2024	<b>Scrutiny of STEAM (or might be 14<sup>th</sup> March)</b>	Scrutiny of 2022 Monmouthshire STEAM (tourism volume and value) figures.	Nicola Edwards Matthew Lewis Cllr Sandles?	Policy Development
	<b>Replacement Local Development Plan</b>	To scrutinise the RLDP Deposit Plan prior to Council endorsement for public consultation.	Mark Hand Cllr Griffiths	Pre-decision Scrutiny
September 2024	<b>Monmouth Placemaking Plan</b>	To conduct pre-decision scrutiny.	Mark Hand Cllr Griffiths	Pre-decision Scrutiny
	<b>Magor Placemaking Plan</b>	To conduct pre-decision scrutiny.	Mark Hand Cllr Griffiths	Pre-decision Scrutiny
	<b>Abergavenny Placemaking Plan</b>	To conduct pre-decision scrutiny prior to adoption of Plan by Cabinet.	Mark Hand Cllr Griffiths	Pre-decision Scrutiny
<b>To be confirmed (pending WG Road safety Strategy expected November 2023)</b>	<b>Road Safety Strategy</b>	To scrutinise the Road Safety Strategy.	Mark Hand Cllr Maby	Pre-decision Scrutiny
<b>To be confirmed</b>	<b>Pavement Café Policy</b>	To scrutinise the pavement café policy as the basis for making decisions on applications for licences.	Mark Hand Cllr Griffiths	Policy Development



## Monmouthshire's Scrutiny Forward Work Programme 2023-24

Place Scrutiny Committee				
Meeting Date	Subject	Purpose of Scrutiny	Responsibility	Type of Scrutiny
<b>To be confirmed</b>	<b>Monlife Heritage Strategy</b>		Tracey Thomas	
<b>To be confirmed</b>	<b>Active Travel Plans</b>	Across Highways and MonLife		
<b>To be confirmed (2024)</b>	<b>Destination management Plan</b>	To conduct pre-decision scrutiny.	Matthew Lewis	Pre-decision Scrutiny
<b>Workshop</b>	<b><i>Economic Development Strategy Update</i></b>	<i>To consider progress ahead of Cabinet decision.</i>	<i>Craig O'Connor</i>	<i>Scrutiny Workshop</i>
<b>Workshop</b>	<b><i>Local Transport Plan Update</i></b>	<i>To consider progress ahead of Cabinet decision.</i>	<i>Craig O'Connor</i>	<i>Scrutiny Workshop</i>
<b>November Workshop</b>	<b>Affordable housing</b>		Craig O'Connor	Scrutiny Workshop
<b>December Workshop</b>	<b>Climate Change and Net Zero ready homes</b>		Craig O'Connor	Scrutiny Workshop
<b>January Workshop</b>	<b>Renewables</b>		Craig O'Connor	Scrutiny Workshop
<b>February Workshop</b>	<b>Retail</b>		Craig O'Connor	Scrutiny Workshop
<b>March Workshop</b>	<b>Tourism</b>		Craig O'Connor	Scrutiny Workshop
<b>April Workshop</b>	<b>Deposit Plan</b>		Craig O'Connor	Scrutiny Workshop

## Monmouthshire's Scrutiny Forward Work Programme 2023-24

Other items in the Community and Corporate Plan which the Committee might want to scrutinise:

- Inclusive Cultural Strategy
- Increase the use of local produce in schools and care homes and new food strategies and policies approved by Cabinet (link to School Meals Procurement and Deforestation?)
- Nature Isn't Neat expansion
- Development of Active Travel routes
- Development of a new station at Magor and improvements at Severn Tunnel Junction to improve access and usage
- Creating plans for a metro that links Monmouthshire to Bristol, Newport and Cardiff
- Develop a county wide digital solution that matches those who need to travel with those who have car spaces
- RLDP submission for examination
- RLDP for adoption
- Find new ways to progress refurbishment of Caldicot Leisure Centre
- *Deforestation (and school meals procurement? - Food Strategy to P&O?)*

Committee / Decision Maker	Meeting date / Decision due	Report Title	Responsible Cabinet Member	Purpose	Author	Date item added to the planner
Council	01-Jul-25	RLDP for Adoption	Paul Griffiths - Sustainable Economy	To adopt the RLDP following receipt of the Inspector's report, making it the County's Development Plan as defined by S38(6) of the Planning and Compulsory Purchase Act 2004	Mark Hand / Rachel Lewis	23-Aug-22
Cabinet	02-Oct-24	Adoption of Abergavenny Placemaking Plan	Paul Griffiths - Sustainable Economy	To adopt the Abergavenny Placemaking Plan, co-produced with Abergavenny Town Council, to inform future regeneration priorities and grant bids	Mark Hand / Dan Fordham	3-Oct-22
Cabinet	02-Oct-24	Adoption of Magor Placemaking Plan	Paul Griffiths - Sustainable Economy		Mark Hand / Dan Fordham	3-Oct-22
Cabinet	02-Oct-24	Adoption of Monmouth Placemaking Plan	Paul Griffiths - Sustainable Economy	To adopt the Monmouth Placemaking Plan, co-produced with Monmouth Town Council, to inform future regeneration priorities and grant bids	Mark Hand / Dan Fordham	3-Oct-22
Council	01-Sep-24	RLDP submission for examination	Paul Griffiths - Sustainable Economy	To endorse the submission of the Deposit RLDP to the Welsh Government for examination by an independent Inspector. By agreeing, Council will be saying it wants this document to be the adopted RLDP for Monmouthshire.	Mark Hand / Rachel Lewis	23-Aug-22
Council	20-Jun-24	RLDP Deposit Plan endorsement for consultation	Paul Griffiths - Sustainable Economy	To endorse the Deposit RLDP for public consultation and engagement.	Mark Hand / Rachel Lewis	5-Jan-23
ICMD	17-Apr-24	Welsh Church Fund Working Group - meeting 4 held on 7th March 2024	Rachel Garrick - Resources		Dave Jarrett	30-Mar-23
Cabinet	10-Apr-24	Primary School catchment areas consultation feedback	Martyn Groucutt - Education	For Members to receive feedback on the consultation relating to a review of Primary School catchments areas and determine whether to implement proposals	Matthew Jones	20-Nov-23
Cabinet	10-Apr-24	NEET Reduction Strategy			Hannah Jones	4-Sep-23
Cabinet	10-Apr-24	Local Flood Strategy	Paul Griffiths - Sustainable Economy		Mark Hand	9-Oct-23

Cabinet	06-Mar-24	2023/24 Revenue and Capital Monitoring - Month 9	Rachel Garrick - Resources		Jon Davies	27-Apr-23
Council	29-Feb-24	Agree the name of the new Welsh-medium Primary School in Monmouth	Martyn Groucutt - Education	Agree the name of the new Welsh-medium Primary School in Monmouth	Debbie Graves	15-Nov-23
Council	29-Feb-24	Strategic Equality Plan 2024		To seek approval of a new Strategic Equality Plan for the period 2024-28, incorporating MCCs contribution to national action plans on race equality, LGBTQ and other protected characteristics	Matthew Gatehouse	15-Nov-23
Council	29-Feb-24	Appointment of Monmouthshire Local Access Forum		To secure the appointment of members to the Monmouthshire Local Access Forum for its next 3 year period.	Matthew Lewis	18-Jan-23
Council	29-Feb-24	Financial Strategy	Ben Callard - Resources		Jon Davies	
Council	29-Feb-24	Final Budget Proposals	Ben Callard - Resources		Jon Davies	
Cabinet	07-Feb-24	Road Safety Strategy	Catrin Maby	To adopt the Road Safety Strategy	Mark Hand / Paul Keeble	4-Oct-22
Cabinet	07-Feb-24	Pavement Café Policy	Paul Griffiths - Sustainable Economy	To adopt the pavement café policy as the basis for making decisions on applications for licences	Mark Hand / Paul Keeble	4-Oct-22
Cabinet	07-Feb-24	Sustainable Communities for Learning Strategic Outline Programme update	Martyn Groucutt - Education	To provide members with details of the revisions to the Strategic Outline Programme for the Sustainable Communities for Learning Programme which will inform the development of projects within the rolling programme of	Debbie Graves	12-Sep-23
Cabinet	07-Feb-24	Economic Development Strategy		REFRESHING THE MONMOUTHSHIRE BUSINESS GROWTH & ENTERPRISE STRATEGY and action plan in setting the economic ambition for the county and providing a strategic framework that guides future economic	Hannah Jones	9-Jan-23
Cabinet	07-Feb-24	Local Transport Plan	Catrin Maby	To adopt the Local Transport Plan	Debra Hill-Howells / Christian Schmidt	4-Oct-22

Cabinet	07-Feb-24	Climate and Nature Emergency		To receive an update on progress made towards the Climate and Nature Emergency Strategy and to agree the new overarching Climate and Nature Emergency Strategy and action plan format	Hazel Clatworthy	19-Oct-23
ICMD	24-Jan-24	Community Council & Police Precepts - Determination	Ben Callard - Resources		Jon Davies	
Council	18-Jan-24	Introduction of Council Tax Premiums for Second homes from 1 <sup>st</sup> April 2024	Ben Callard - Resources	Council to re affirm their decision on the Second Home Premium	Ruth Donovan	5-Dec-23
Council	18-Jan-24	Council Tax Reduction Scheme	Ben Callard - Resources		Ruth Donovan	
Council	18-Jan-24	Strategic Equality Plan 2024		To seek approval of a new Strategic Equality Plan for the period 2024-28, incorporating MCCs contribution to national action plans on race equality, LGBTQ and other protected characteristics	Matthew Gatehouse	13-Oct-23
Council	18-Jan-24	Asset Management Strategy			Nick Keyse	28-Sep-23
Cabinet	17-Jan-24	Community & Corporate Plan performance update	Mary Ann Brocklesby - Whole Authority Strategy	To provide cabinet with the latest performance report of commitments in the Community and Corporate Plan	Richard Jones	5-Sep-23
Cabinet	17-Jan-24	REPURPOSING OF ACCOMMODATION IN THE COUNTY FARMS PORTFOLIO TO SUPPORT HOMELESSNESS AND OTHER POLICY OBJECTIVES		To seek approval for the repurposing of vacant cottages held within the County Farms Portfolio to support policy objectives such as alleviating pressures with homelessness and to address the reliance on unsuitable temporary accommodation.	Nick Keyse	4-Dec-23
Cabinet	17-Jan-24	consultation on the relocation of Ysgol Gymraeg Y Fenni	Martyn Groucutt - Education		Matthew Jones	23-Aug-23
Cabinet	17-Jan-24	Approval of the revised MCC Counter Fraud, Corruption & Bribery Policy	Rachel Garrick - Resources		Jan Furtek	2-Nov-23
Cabinet	17-Jan-24	Financial Strategy	Ben Callard - Resources		Jon Davies	

Cabinet	17-Jan-24	Draft Budget Proposals	Ben Callard - Resources		Jon Davies	29-Sep-23
ICMD	03-Jan-24	Welsh Church Fund Working Group - meeting 3 held on 7th December 2023	Rachel Garrick - Resources		Dave Jarrett	30-Mar-23
ICMD	20-Dec-23	Community Council & Police Precepts - Proposed payment schedule	Ben Callard - Resources		Jon Davies	
ICMD	20-Dec-23	Additional resources for the Revenues and Benefits Shared Service'	Ben Callard - Resources		Ruth Donovan	
ICMD	20-Dec-23	Council Tax Base Report	Ben Callard - Resources		Ruth Donovan	
ICMD	20-Dec-23	LDP Annual Monitoring Report	Paul Griffiths - Sustainable Economy	To endorse the LDP Annual Monitoring Report for submission to WG	Mark Hand / Rachel Lewis	16-Jan-23
Cabinet	13-Dec-23	King Henry VIII 3 – 19 School Funding Formula	Martyn Groucutt - Education	To update Cabinet with the consultation feedback regarding the proposed fair funding formula for King Henry 3 – 19 School in Abergavenny.	Nikki Wellington	23-Nov-23
Cabinet	13-Dec-23	Children's Services: Foster Carer Recruitment and Retention – Foster Friendly Policy	Ian Chandler - Social Care & Safeguarding	The purpose of the report is to outline a proposal to create a policy that supports MCC employees who are existing foster carers or wish to become foster carers through offering an appropriate leave entitlement.	Dr Charlotte Drury	9-Nov-23
Cabinet	13-Dec-23	Primary catchment review			Matthew Jones	23-Jun-23
Cabinet	13-Dec-23	Whole Authority Strategic Risk Assessment	Mary Ann Brocklesby - Whole Authority Strategy	To provide Cabinet with an overview of the current strategic risks facing the authority and to seek approval of the strategic risk assessment	Richard Jones	5-Sep-23
Cabinet	13-Dec-23	2023/24 Revenue and Capital Monitoring - Month 6	Rachel Garrick - Resources		Jon Davies	27-Apr-23

Council	07-Dec-23	Relocation of PRS in South Monmouthshire	Martyn Groucutt - Education	Relocation of South Monmouthshire PRS	Morwenna Wagstaff	13-Nov-23
Council	07-Dec-23	DIRECTOR'S ANNUAL REPORT		to provide Council with an overview of SOCIAL CARE AND HEALTH directorate with a focus on year 2022 – 2023.	Jane Rodgers	31-Jul-23
Council	07-Dec-23	SAFEGUARDING ANNUAL EVALUTION REPORT		To provide Council with the annual self-evaluation of safeguarding from a whole authority perspective.	Jane Rodgers / Diane Corrister	31-Jul-23
ICMD	29-Nov-23	Whole Authority Safeguarding Policy	Ian Chandler - Social Care & Safeguarding		Naomi Lovesay	3-Nov-23
ICMD	29-Nov-23	Museums - Accredited			Rachael Rogers	12-Oct-23
ICMD	29-Nov-23	A013 Highway Traffic Regulation Amendment Order	Catrin Maby - Climate Change and Environment		Mark Hand	18-Sep-23
ICMD	29-Nov-23	A012 Highway Traffic Regulation Amendment Order	Catrin Maby - Climate Change and Environment	Speed limit changes at Caerwent Brook/Dewstow Road	Mark Hand	18-Sep-23
ICMD	15-Nov-23	Planning Annual Performance Report	Paul Griffiths - Sustainable Economy	To endorse the Planning Department Annual Performance Report for submission to WG	Mark Hand / Rachel Lewis	16-Jan-23
ICMD	15-Nov-23	A012 Highway Traffic Regulation Amendment Order <b>MOVED TO 29TH NOV</b>		Double yellows at Main Road, Portskewett, leading to S	Mark Hand	18-Sep-23
ICMD	15-Nov-23	A013 Highway Traffic Regulation Amendment Order <b>MOVED TO 29TH NOV</b>		Speed limit changes at Caerwent Brook/Dewstow Road	Mark Hand	18-Sep-23
Cabinet	15-Nov-23	DEVELOPING THE FUTURE MY DAY MY LIFE BASES	Ian Chandler - Social Care & Safeguarding	This report presents the findings of the final options appraisal for the proposed future My Day, My Life bases in Abergavenny, and to seek approval of the recommended base.	Jane Rodgers	7-Nov-23

Cabinet	15-Nov-23	Budget Process and timetable	Rachel Garrick - Resources		Jon Davies	
Cabinet	08-Nov-23	Public Services Ombudsman for Wales Annual letter 2022-23 to Monmouthshire County Council		The purpose is to fulfil the expectation of the Public Services Ombudsman for Wales that their report is brought to the attention of Cabinet.	Annette Evans/Matthew Gatehouse	17-Oct-23
Cabinet	08-Nov-23	RIPA Review		To review RIPA strategy and arrangements	Geraint Edwards	25-Sep-23
Cabinet	08-Nov-23	2023/24 Revenue and Capital Monitoring - Month 5	Rachel Garrick - Resources		Jon Davies	
Council	26-Oct-23	Monmouthshire County Council Self- assessment 2022/23		to seek Council approval of the Self-Assessment report 2022/23 in line with requirements outlined in the Local Government and Elections (Wales) Act 2021 and to ensure that members have a clear and transparent assessment of the	Richard Jones	4-Jul-23
Council	26-Oct-23	RPB Area Plan			Jane Rodgers	4-Jul-23
Council	26-Oct-23	RLDP Preferred Strategy consultation report	Paul Griffiths - Sustainable Economy	To endorse the RLDP Preferred Strategy including any proposed changes arising from the public consultation.	Mark Hand / Rachel Lewis	3-Oct-22
ICMD	25-Oct-23	Welsh Church Fund Working Group - meeting 2 held on 21st September 2023	Rachel Garrick - Resources		Dave Jarrett	30-Mar-23
Cabinet	11-Oct-23	Disposal of Land at Natgavenny Lane	Rachel Garrick - Resources	To seek Cabinet approval for the disposal of a parcel of land adjacent to the Nantgavenny Lane Business Park, Mardy, Abergavenny	Nick Keyse	
Cabinet	11-Oct-23	Developing a base for My Day My Life in Monmouth and Abergavenny	Ian Chandler - Social Care & Safeguarding	Further to the recommendations from the Practice Solutions review, the report sets out the criteria and decision making in respect of which bases to develop for the My Day My Life in both Monmouth and Abergavenny, and makes a recommendation on the	Ceri York	25-Sep-23
ICMD	11-Oct-23	<b>MEMORANDUM OF UNDERSTANDING – TCBC AND MCC HERITAGE SERVICES IN RELATION TO MAMHILAD NYLON SPINNERS LISTED BUILDING.</b>	Paul Griffiths - Sustainable Economy	The purpose of this report is to propose that MCC join into an MoU in relation to the provision of Heritage Advice to consider the ongoing management of the Nylon Spinners listed building at Mamhilad.	Amy Longford	22-Sep-23



Cabinet	04-Oct-23	Gypsy, Roma and Traveller Consultation			Cath Fallon	4-Sep-23
ICMD	27-Sep-23	Extending Public Spaces Protection Order (PSPOs) to tackle Anti Social Behaviour (ASB)		To seek approval to extend three Public Spaces Protection Orders (PSPO) in respect of Bailey Park, Abergavenny; Lower Abergavenny (including Castle Meadows) and Monmouth Town (including Chippenhams)	Andrew Mason	31-Aug-23
Council	21-Sep-23	REPORT ON JOINT SCRUTINY ARRANGEMENTS FOR CORPORATE JOINT COMMITTEES			Hazel Ilett	4-Sep-23
Council	21-Sep-23	Governance and Audit Committee Annual Report 2022/23	Paul Griffiths - Sustainable Economy	To inform Council of the work and conclusions of the Governance and Audit Committee from 1st April 2022 to 31st March 2023	Chair of Governance and Audit Committee, Andrew Blackmore	27th July 2023
Council	21-Sep-23	Standards Committee Annual Report		This report is the first annual report from the Standards Committee to Council as required by the change in law set out in the Local Government and Elections Act 2021. It has to report on the discharge of the Committee's	Matt Phillips	10-Oct-22
ICMD	13-Sep-23	Highway Traffic Regulation Amendment Order 12 MOVED TO 25TH OCTOBER 2023	Catrin Maby - Climate Change and Environment	'Agreement to make the traffic order - parking/waiting restrictions at Justins Hill and Wyesham Avenue, Wyesham; Main Road and Castle Way, Portskewett; lane leading to Sugarloaf Llanwenarth car park; and Wonastow	Mark Hand	
ICMD	13-Sep-23	Proposed Changes to the Membership of the School Budget Funding Forum	Martyn Groucutt - Education		Nikki Wellington	
ICMD	13-Sep-23	'Highways Traffic Regulation Amendment Order 12 <b>deferred to September 13th</b>		Agreement to make the traffic order - parking/waiting restrictions at Justins Hill and Wyesham Avenue, Wyesham; Main Road and Castle Way, Portskewett; lane leading to Sugarloaf Llanwenarth car park; and Wonastow	Mark Hand	24-May-23
Cabinet	06-Sep-23	Respite review for people with learning disabilities			Jane Rodgers	31-Jul-23
Cabinet	06-Sep-23	Home to School Transport Policy 2024/25		To consider the adoption of the proposed Home to School Transport Policy for the academic year 2024/25	Deh Hill Howells	
Cabinet	06-Sep-23	Proposal to establish a Welsh medium seedling school in Monmouth		Cabinet to consider objection report and make final determination on how to proceed.	Debbie Graves	27-Mar-23

ICMD	16-Aug-23	Castle Wood Usk Low Cost Home Ownership Future Use	Sara Burch - Inclusive and Active Communities			
ICMD	16-Aug-23	electric vehicle charging rate for public and staff at EV	Catrin Maby - Climate Change and Environment		Deb Hill Howells	20-Jul-23
ICMD	16-Aug-23	Highways Traffic Regulation Amendment Order 11	Catrin Maby - Climate Change and Environment	Agreement to make the traffic order - Exception Orders to identify those restricted roads that will remain 30mph in September 2023 instead of defaulting to 20mph	Mark Hand	
ICMD	16-Aug-23	Highways Traffic Regulation Amendment Order 10	Catrin Maby - Climate Change and Environment	Agreement to make the traffic order - prohibition of driving Pwll Du, Llanelly Hill and Belmont Close/Belmont Road Abergavenny	Mark Hand	
ICMD	02-Aug-23	Welsh Church Fund Working Group - meeting 1 held on 22nd June 2023	Rachel Garrick - Resources		Dave Jarrett	
ICMD	02-Aug-23	Highways Traffic Regulation Amendment Order 10 <b>deferred to August 16th</b>	Catrin Maby - Climate Change and Environment	Agreement to make the traffic order - Exception Orders to identify those restricted roads that will remain 30mph in September 2023 instead of defaulting to 20mph	Mark Hand	3-Oct-22
Cabinet	26-Jul-23	Implementation of the My Day My Life review recommendations			Ceri York	
Cabinet	26-Jul-23	Gypsy and Traveller Site Identification			Ian Bakewell	12-Jul-23
Cabinet	26-Jul-23	•Review of the Respite Opportunities Service			Ceri York	14-Mar-23
Cabinet	26-Jul-23	2023/24 Revenue budget progress – early update			Jon Davies	8-Jun-23
Cabinet	26-Jul-23	S016 Funding Castle Park and Arch Bishop Rowan Williams Schools.			Cath Saunders	13-Jun-23

Council	20-Jul-23	Gifts & Hospitality Report			Matt Phillips	12-Jun-23
Council	20-Jul-23	Freedom of the Borough Presentation			Joe Skidmore	5-May-23
Council	20-Jul-23	Recruitment of Local Access Forum		To agree arrangements for the recruitment of the Monmouthshire Local Access Forum for the next 3 year period of appointment	Matthew Lewis	21-Jun-23
ICMD	12-Jul-23	Highways Traffic Regulation Amendment Order 10 DEFERRED TO 16TH AUG	Catrin Maby - Climate Change and Environment	Agreement to make the traffic order - prohibition of driving Pwll Du, Llanelly Hill	Mark Hand	19-May-23
ICMD	12-Jul-23	transfer the school balances for both Deri View and King Henry VIII School to the new King Henry VIII 3 – 19 School.	Rachel Garrick - Resources	Both King Henry VIII School and Deri View Primary school are closing on 31 <sup>st</sup> August 2023 and the new King Henry VIII 3 – 19 School will open on 1 <sup>st</sup> September 2023, under a statutory closure of schools the financial balances transfer to the Local Authority,	Nikki Wellington	4-Apr-23
	05-Jul-23	Reopen Monmouth Cemetery for new burials			Rhian Jackson	
Cabinet	05-Jul-23	RESERVATION OF GRAVE PLOTS		To seek cabinet approval to cease the provision of reserving grave spaces (not incl cremated remains plots) in Llanfoist Cemetery	Rhian Jackson	7-Nov-22
Cabinet	05-Jul-23	2022/23 Revenue and Capital Monitoring - Outturn Report	Rachel Garrick - Resources		Jon Davies	27-Apr-23
ICMD	28-Jun-23	Highway Traffic Regulation Order	Catrin Maby - Climate Change and Environment	Agreement to make the traffic order - making permanent the part-time prohibition of driving on Cross Street and Market Street Abergavenny	Mark Hand	6-Jun-23
Council	22-Jun-23	Gwent Public Services Board Well-being plan		To approve the Public Services Board's Well-being Plan that sets out the steps being taken collaboratively by public services to improve wellbeing in Gwent ahead of approval by the Gwent Public Services Board.	Richard Jones	20-Jan-23
Council	22-Jun-23	Chief Officer Children and Young People's Report 2023			Will McLean	14-Feb-23

Cabinet	07-Jun-23	Adoption of Transforming Chepstow Masterplan	Paul Griffiths - Sustainable Economy	To adopt the Transforming Chepstow Masterplan, co-produced with Chepstow Town Council, to inform future regeneration priorities and grant bids	Mark Hand / Dan Fordham	3-Oct-22
Cabinet	07-Jun-23	Transforming Towns Strategic Grant regeneration priorities and LUF3 bid	Paul Griffiths - Sustainable Economy	To agree the priority projects for bids for WG Strategic grant funding to 24/25 and the submission for round 3 of Levelling Up Funding	Mark Hand / Dan Fordham	3-Oct-22
Cabinet	07-Jun-23	Proposal to establish a Welsh medium seedling school in Monmouth		Cabinet to consider the results of the consultation, recommendations and decide whether to publish statutory notices.	Debbie Graves	27-Mar-23
Cabinet	07-Jun-23	Socially Responsible Procurement Strategy	Rachel Garrick - Resources	To endorse the Socially Responsible Procurement Strategy	Scott James	22-Aug-22
ICMD	24-May-23	Highway Traffic Regulation Amendment Order 9	Catrin Maby - Climate Change and Environment	Agreement to make the traffic order - including Llantrisant 20mph village lane, 40mph through road, possibly Llantrisant (Usk to Wentwood) 50mph; 20mph Gilwern and surrounding villages	Mark Hand	14-Apr-23
Council	18-May-23	Political Balance Report		The Council is required to review at, or as soon as practicable after, the Council's annual meeting, the representation of different political groups on the bodies to which the Council makes appointments.	Matt Phillips	2-Feb-23
Council	18-May-23	Outside Bodies Report		To appoint representatives to serve on outside	Matt Phillips	2-Feb-23
Council	18-May-23	Appointments to Committees		To appoint committees together with their membership and terms of reference in accordance with the Council's Constitution.	Nicola Perry	2-Feb-23
Council	18-May-23	Constitution update		For the Monitoring Officer to bring proposed amendments and highlight changes made over the previous 12 months	Matt Phillips	2-Feb-23
Council	18-May-23	Corporate Parenting Strategy			Diane Corrister	24-Aug-22
Cabinet	17-May-23	Review of Home to School Transport Policy 24/25.	Martyn Groucutt - Education	The purpose: Is to seek approval to commence consultation on proposed amendments to the Home to School Transport Policy for the academic year 2024/25.	Deb Hill Howells	12-Apr-23

Cabinet	17-May-23	Monnow Street public realm improvements	Paul Griffiths - Sustainable Economy	To agree how we proceed with proposals for Monnow Street public realm following consultation	Mark Hand / Dan Fordham	6-Mar-23
ICMD	10-May-23	Highways Traffic Regulation Amendment Order 9 MOVED TO 24TH MAY	Catrin Maby - Climate Change and Environment	Agreement to make the traffic order - including Llantrisant 20mph village lane, 40mph through road, possibly Llantrisant (Usk to Wentwood) 50mph; 20mph Gilwern and surrounding villages	Mark Hand	3-Oct-22
Council	20-Apr-23	Motion for the Rivers and Oceans update		Deferred - new date to be advised	Hazel Clatworthy	10-Jan-23
Council	20-Apr-23	Community and Corporate Plan		To seek approval of a new Community and Corporate Plan that sets the direction for the council and county of Monmouthshire, articulating the authority's purpose and priorities alongside the steps we will take to deliver these, the	Matt Gatehouse	6-Feb-23
ICMD	12-Apr-23	Welsh Church Fund Working Group - meeting 4 held on 9th March 2023	Rachel Garrick - Resources		Dave Jarrett	
Cabinet	05-Apr-23	Rapid Rehousing Transition Plan	Sara Burch - Inclusive and Active Communities	To agree a plan to transition the delivery of homelessness that minimises the use of and the time homeless applicants spend in temporary accommodation	Rebecca Cresswell / Ian Bakewell	24-Jan-23
ICMD	22-Mar-23	Non Domestic Rates application for Hardship Relief - RESTRICTED	Rachel Garrick - Resources		Ruth Donovan	
ICMD	22-Mar-23	Highways Traffic Regulation Amendment Order 8	Catrin Maby - Climate Change and Environment	Agreement to make the traffic order - including Monmouth Road, Raglan no right turn onto A40; resi permit parking at Exmouth Place, Chepstow and Ross Road, Abergavenny; 3T weight restriction on Old Wye Bridge Chepstow; waiting	Mark Hand	
Council	09-Mar-23	Pay Policy		To approve the publication of Monmouthshire County Council's Pay Policy, in compliance with the Localism Act."	Sally Thomas	1-Feb-23
Council	09-Mar-23	Council Tax Premiums			Peter Davies	18-Jan-23
Council	09-Mar-23	Capital Strategy & Treasury Strategy			Jon Davies	17-May-22

Council	09-Mar-23	Youth Council			Jade Atkins	7-Dec-22
ICMD	08-Mar-23	Proposed amendment to primary school catchment area – Llandenny Village	Martyn Groucutt - Education		Debbie Graves	10-Jan-23
ICMD	08-Mar-23	Highways Traffic Regulation Amendment Order 8 DEFERRED TO 22 MARCH	Catrin Maby - Climate Change and Environment	Agreement to make the traffic order - including Monmouth Road, Raglan no right turn onto A40; resi permit parking at Exmouth Place, Chepstow and Ross Road, Abergavenny; 3T weight restriction on Old Wye Bridge Chepstow; waiting	Mark Hand	
Council	02-Mar-23	Final Budget Sign Off including Council Tax Resolution			Jon Davies	
Cabinet	01-Mar-23	2023/4 Final Revenue and Capital Budget Proposals			Jon Davies	17-May-22
Cabinet	01-Mar-23	2023/4 WCF/Trust Treasury Fund Investments			Dave Jarrett	17-May-22
Cabinet	01-Mar-23	Month 9 budget monitoring report			Jon Davies	6-Feb-23
Cabinet	01-Mar-23	Monmouthshire ECO Flex 'Joint Statement of Intent' and Memorandum of Understanding"			Steve Griffiths	16-Nov-22
Cabinet	01-Feb-23	Tudor Street				9-Jan-23
ICMD	25-Jan-23	Highway Traffic Regulation Amendment Order No 7	Catrin Maby - Climate Change and Environment	Agreement to make the traffic order	Mark Hand	15-Dec-22
ICMD	25-Jan-23	Community Council and Police Precepts - final	Rachel Garrick - Resources		Jon Davies	17-May-22

Council	19-Jan-23	To determine the name for the new 3-19 School in Abergavenny		To determine the name for the new 3-19 School in Abergavenny	Cath Saunders	28-Nov-22
Council	19-Jan-23	Council Diary		To confirm the Council Diary 23/24	John Pearson	14-Dec-22
Council	19-Jan-23	Appointments		A report for Council to appoint or ratify a number of appointments to bodies and positions	Matt Phillips	
Council	19-Jan-23	Community and Corporate Plan				
Council	19-Jan-23	Tudor Road Call-In			Nicola Perry	3-Jan-23
Council	19-Jan-23	Council Tax Reduction Scheme			Ruth Donovan	31-May-22
Cabinet	18-Jan-23	Garden Waste			Carl Touhig	21-Dec-22
Cabinet	18-Jan-23	Draft Revenue & Capital Proposals			Jon Davies	
Cabinet	18-Jan-23	Council Tax Premiums Consultation - Long Term Empty Properties and Second Homes			Ruth Donovan	
Cabinet	18-Jan-23	Proposal to establish a Welsh Medium Seedling school in Monmouth		To seek cabinet approval to commence statutory consultation processes to establish a Welsh Medium seedling provision in Monmouth.	Debbie Graves	23-Sep-22
ICMD	11-Jan-23	Clydach Ironworks Enhancement	Sara Burch - Inclusive and Active Communities	To seek approval for the transfer of land associated with the Clydach Ironworks Enhancement Scheme	Matthew Lewis	8-Dec-23

ICMD	11-Jan-23	Welsh Church Fund Working Group			Dave Jarrett	17-May-22
ICMD	14-Dec-22	Council Tax Base report			Ruth Donovan	31-May-22
ICMD	14-Dec-22	2023/4 Community Council & Police Precepts - draft			Jon Davies	17-May-22
Cabinet	07-Dec-22	Regional Integration Fund		To consider the financial liabilities and implications of the Regional Integration Fund and its tapered funding model.	Jane Rodgers	21-Nov-22
Cabinet	07-Dec-22	National Adoption Services and Foster Wales Joint Committee			Jane Rodgers	9-Nov-22
Cabinet	07-Dec-22	2022/23 Revenue and Capital Monitoring report - Month 6			Jon Davies	17-May-22
Council	01-Dec-22	Corporate Safeguarding Policy.		For Council to endorse the revised Corporate Safeguarding Policy.	Jane Rodgers	10-Nov-22
Council	01-Dec-22	Governance & Audit Committee Annual Report 2021/22			Andrew Wathan	18-Oct-22
Council	01-Dec-22	RLDP Preferred Strategy	Paul Griffiths - Sustainable Economy	To seek Council endorsement of the new Preferred Strategy for eight week consultation	Mark Hand / Rachel Lewis	25-Jul-22
ICMD	30-Nov-22	<b>TUDOR STREET</b>		To seek a decision regarding the Council's forward use of the property located in Tudor Street ahead of the outcome of the wide review of Mr. Day's life.	Jane Rodgers	14-Nov-22
ICMD	30-Nov-22	Govilon Section 106 Funding for Recreation & Play	Rachel Garrick - Resources		Mike Moran	8-Nov-22
ICMD	30-Nov-22	Highways Traffic Regulation Amendment Order 5	Catrin Maby - Climate Change and Environment		Mark Hand	3-Oct-22
ICMD	30-Nov-22	Planning Annual Performance Report (APR) Deferred to 30-Nov-22	Paul Griffiths - Sustainable Economy		Mark Hand Phil Thomas	3-Oct-22
ICMD	30-Nov-22	Highways Traffic Regulation Amendment Order 6	Catrin Maby - Climate Change and Environment	Agreement to make the traffic order	Mark Hand	23-Aug-22
Cabinet	09-Nov-22	Implementing Sharepoint online		To secure funding to implement the project	Sian Hayward	13-Oct-22
Cabinet	09-Nov-22	A County of Sanctuary		To set out the reasons why an earlier decision is required due to time restrictions associated with TAN 15	Matt Gatehouse	20-Sep-22
Cabinet	09-Nov-22	SPF Update Report			Hannah Jones	12-Sep-22
Cabinet	09-Nov-22	Revenue & Capital MTFP update and process			Jon Davies	17-May-22



Cabinet	09-Nov-22	MonLife Heritage Strategy (or ICMD)		DEFERRED	Matthew Lewis	10-Feb-22
Council	27-Oct-22	RESPONSE TO URGENT NEED FOR HOUSING ACCOMMODATION		To present a proposal to enable Council to respond flexibly and promptly to the urgent need for housing accommodation to address the	Cath Fallon	10-Oct-22
Council	27-Oct-22	Community and Corporate Plan		To seek endorsement of the new Community and Corporate Plan setting out the purpose, values	Matt Gatehouse / Paul Matthews	3-Oct-22
Council	27-Oct-22	Outside Bodies Appointment			John Pearson	3-Oct-22
Council	27-Oct-22	Annual Safeguarding Report			Kelly Turner	24-Aug-22
Council	27-Oct-22	Social Care & Health: Directors Report 2021/22			Jane Rodgers	6-Jul-22
ICMD	26-Oct-22	Welsh Church Fund Working Group			Dave Jarrett	14/7/22
Cabinet	19-Oct-22	PSOW annual letter		Present the Public Services Ombudsman For Wales' annual report as required by the letter	Matt Phillips	28-Sep-22
Cabinet	19-Oct-22	Regional Partnership Board - Gwent Market Position Statement		To provide a Market Stability Report produced by the Regional Partnership Board setting out a high	Phil Diamond Head of Regional Partnership Team	22-Sep-22
Cabinet	19-Oct-22	Community and Corporate Plan		To seek endorsement of the new Community and Corporate Plan setting out the purpose, values	Gatehouse / Paul Matt	20-Sep-22
Cabinet	19-Oct-22	22/23 Revenue and Capital Monitoring report - Month 4			Jon Davies	17-May-22
Cabinet	19-Oct-22	Land adjacent to Caldicot Comprehensive School - Housing Development Opportunity		To seek approval of the disposal of land at Caldicot Comprehensive School for the	Nick Keyse	
ICMD	12-Oct-22	Local Development Annual Monitoring Report (AMR)		<b>DEFERRED TO 26 OCT</b>	Rachel Lewis/Cllr Paul Griffiths	23/08/22
ICMD	12-Oct-22	Welsh Church Fund Working Group		<b>DEFERRED TO 26 OCT</b>	Dave Jarrett	14/07/22
ICMD	12-Oct-22	Ending Library Fines		enabling more people to enjoy reading without the worry of incurring a fine if they are unable to return	Cheryl Haskell/Fookes?	20-Sep-22
ICMD	28-Sep-22	Transport Policy			Deb Hill Howells - MG	22-Aug-22
ICMD	28-Sep-22	B4245 speed limit		<b>DEFERRED TO 26 OCT</b>	Mark Hand	18-Jul-22
Council	27-Sep-22	Tackling poverty and inequalities			Nick John	24-Aug-22
Council	27-Sep-22	RLDP Options Report			Rachel Lewis	25-Jul-22
Council	27-Sep-22	Rivers and Ocean			Hazel Clatworthy	9-Jun-22
Council	27-Sep-22	Monmouthshire County Council self - assessment report 2021/2			Richard Jones	23-May-22
ICMD	14-Sep-22	Welsh Church Fund Working Group - meeting 2 held on 21st July 2022 (no meeting/no report -			Dave Jarrett	17-May-22
Cabinet	07-Sep-22	Transport Policy Consultation Update.			Deb Hill Howells	22-Aug-22
Cabinet	07-Sep-22	Cost Of Living			Matt Phillips	25-Jul-22
ICMD	31-Aug-22	MY DAY, MY LIFE SERVICE EVALUTATION			Ceri York	15-Aug-22
ICMD	31-Aug-22	Homesearch Policy & Procedure - Amendments & Welsh Translation Requirement			Ian Bakewell	

ICMD	03-Aug-22	Additional Resources in Educations Strategy		Resources required to develop and maintain schools education systems and the implementatin	Sian Hayward	14-Jun-22
ICMD	03-Aug-22	Designation of Secondary Catchment Areas			Matthew Jones	6-Jun-22
ICMD	03-Aug-22	Welsh Church Fund Working Group - meeting 1 held on 23rd June 2022 - <b>Moved to ICMD 3rd Aug 2022</b>			Dave Jarrett	
Cabinet	27-Jul-22	Wye Valley Villages Future Improvement Plan			Mark Hand	1-Jul-22
Cabinet	27-Jul-22	Regen Three Year Programme			Mark Hand	1-Jul-22
Cabinet	27-Jul-22	Review of Chepstow High Street closure			Mark Hand	1-Jul-22
Cabinet	27-Jul-22	Home to School Transport Policy 2023-24.			Deb Hill Howells	27-Jun-22
Cabinet	27-Jul-22	MUCH (Magor & Undy Community Hall) report			Nick Keys	9-Jun-22
Cabinet	27-Jul-22	Shared Prosperity Fund Local Investment Plan and Regional Lead Authority Arrangements			Hannah Jones	23-May-22
Cabinet	27-Jul-22	Welsh Church Fund Working Group - meeting 1 held on 23rd June 2022 - <b>Moved to ICMD 3rd Aug 2022</b>			Dave Jarrett	17-May-22
Cabinet	27-Jul-22	2021/22 Revenue and Capital Monitoring outturn			Peter Davies/Jon Davies	17-Feb-22
Cabinet	27-Jul-22	Play Sufficiency Assessment and Action Plan 22/23			Matthew Lewis	10-Feb-22
Cabinet	27-Jul-22	Housing Support Programme Strategy (Homeless Strategy)			Ian Bakewell	
Cabinet						

## Monmouthshire Select Committee Minutes

Meeting of Place Scrutiny Committee held at The Council Chamber, County Hall, The Rhadyr, Usk, NP15 1GA with remote attendance on Thursday, 28th September, 2023 at 10.00 am

### Councillors Present

County Councillor Lisa Dymock (Chairman)

County Councillors: Louise Brown, Emma Bryn, Tomos Davies, Jane Lucas, Jackie Strong, Tudor Thomas, Laura Wright, John Crook, Simon Howarth and Frances Taylor

### Officers in Attendance

Hazel Ilett, Scrutiny Manager  
Robert McGowan, Policy and Scrutiny Officer  
Mark Hand, Head of Place-making, Housing, Highways and Flood  
Craig O'Connor, Head of Planning

**APOLOGIES:** Councillors Maria Stevens and Paul Griffiths

**Note:** the following minutes focus on the challenge from Members – for the full discussion, the recording of the meeting is at [www.youtube.com/watch?v=cPJ0TiBx5c&list=PLLMqn4nAaFJAaDA9m3C2P8ZdJsca-bkSU&index=81](http://www.youtube.com/watch?v=cPJ0TiBx5c&list=PLLMqn4nAaFJAaDA9m3C2P8ZdJsca-bkSU&index=81)

### 1. Declarations of Interest

Emma Bryn declared a non-prejudicial interest (has previously completed a form.)

### 2. Public Open Forum

A number of residents spoke, raising the following concerns:

- Suggesting that new housing being weighted heavily to Severnside conflicts with the aspiration to retain Monmouthshire's green spaces, especially given the Gwent levels
- Arguing that Magor will be seen as part of an urban corridor between Newport and Chepstow, threatening its rural status, and noting the existing shortage of green spaces for residents
- Suggesting that there be a more even spread of houses between Monmouth and Abergavenny
- Questioning whether it is sustainable for Severnside to have 21% of the county's population, with 1 out of 3 new homes set to be built there
- Stressing the deficit of open space in Magor and Undy, and that it has been overdeveloped for years, with untreated water already being allowed to flow into the SSSI and some homes already being victims of flooding

- Suggesting that being 'protection-led' rather than 'development-led' would be more in keeping with an environmentally focussed RLDP
- Noting the shortage of amenity areas around Langley Close, with a 2008 report already highlighting a deficiency of 14.4 acres of outdoor provision at that time
- Stressing the importance of retaining farmland and supporting communities e.g. the family who would be evicted from farming at Langley Close, and questioning putting development before the health of a community
- Highlighting that a previous council report stated that no development would take place on open land near or close to a motorway, yet this plan proposes to do so
- Stressing the importance of preserving the Gwent Levels and its unique landscape, expressing concern for wildlife, and arguing that the council's own Green Strategy is being ignored, particularly relating to the Green Infrastructure potential at Magor and Undy
- Noting that this plan contravenes Future Wales Policy 9, relating to biodiversity
- Arguing that previous Rockfield farm and Vinegar Hill developments were predicated on the relief road and Magor-Undy bypass going ahead, but were allowed to proceed and expand, and suggesting that there has not been enough collaboration with Newport Council over the impact of their developments given the joint implications for thousands more vehicles needing to access the M4 at Junction 23A
- Suggesting that there is not sufficient evidence to state that higher levels of growth will not affect the road network, and that building thousands of homes without the necessary infrastructure being in place first is not responsible
- Asking for Air and Noise Pollution Assessments for Magor and Undy, given that there is already an air quality problem from the M4 and B4245 traffic jams
- Reiterating infrastructure concerns, particularly regarding insufficient healthcare, shopping and leisure provisions in Caldicot, with residents from the new developments likely to travel elsewhere, and highlighting again the strain on the road network and lack of decent public transport
- Expressing concerns about flooding being exacerbated by further runoff from more developments, and the impact on air quality and biodiversity
- Proposing that social housing be built where it is needed, rather than concentrated in one place
- Expressing opposition to Monmouth being allocated a 230% housing increase, particularly compared to other sites only increasing in single digits, and concern for the implications for Monmouth in terms of poor public transport services, oversubscribed doctors and schools, and the challenge of having more sewage to treat given the existing phosphates issue in the Wye

### **3. Replacement Local Development Plan Preferred Strategy - To scrutinise the RLDP Preferred Strategy, including any proposed changes arising from the public consultation**

Mark Hand introduced the report, Craig O'Connor delivered a presentation, and they answered the members' questions.

#### **Key points raised by the Committee Members and other Councillors:**

- Clarifying that there will be an easy-to-read version of the report for residents with dyslexia
- Asking if there are plans to allocate land for self-builds and whether consideration could be given to opening up MCC farmland and offering plots for rent
- Asking how Monmouth qualifies as a sustainable development considering its lack of public transport links
- Asking how further housing in Monmouth can be justified given the impact this will have on the A40 trunk road, which is already at capacity, and with residents having no option other than private car trips
- Challenging the notion that the bus services in Monmouth can be used to access work in Newport, Hereford or Gloucester as services are neither frequent nor reliable
- Asking if it is known how robust the phosphate removal will be in the improvements set to be made to the Waste Water treatment works, and whether the drainage networks will be able to cope with the additional capacity
- Asking how the Mounton Road site was selected over Bayfield, given the 72% best and most versatile agricultural land is there – should we not be developing around this natural resource that is in short supply
- Asking what the plans are to react to the increased traffic as a result of building an extra 270 houses in Monmouth, and where the extra children will go to school given that Osbaston primary is already at full capacity – asking whether new infrastructure will need to be built
- Noting that landscape in the Area of Outstanding Natural Beauty needs to be duly considered
- Seeking confirmation that there are no more brownfield sites that can be built on
- Reiterating the concern over the reliability and frequency of bus services
- Questioning whether we should go to the level of 5,400 new homes given the issues of climate and phosphates

- Asking whether the mitigation of phosphates by treatment works will be sufficient to take on more growth
- Noting the need to have jobs to match housing
- Asking whether minibuses could be provided for transportation to Overmonnow and Wyesham schools to alleviate the likely congestion caused by parents driving to school on rainy days
- Questioning whether the plan can be supported without a bypass for Chepstow and active travel measures, particularly as these were the concerns when the committee scrutinised the Forest of Dean's plan
- Highlighting infrastructure concerns: Welsh Government recommends considering adjoining local authorities; in Chepstow's case, this should include the houses being built in the Forest of Dean area and the traffic that would come into Chepstow from there
- Strongly challenging the consideration of Severnside, Caldicot and Chepstow as separate areas, especially given the traffic impacts amongst them
- Challenging the Mounton Road site being considered as an area for development given its proximity to Highbeech roundabout and that the council passed a motion to support studies for improvements to that roundabout – the development of Mounton Road surely prohibits any possible improvements being made
- Asserting that neither Bayfield nor Mounton Road can work without infrastructure improvements, which won't come from developers
- Noting that Planning application DC/2013/00571 for Bayfield was rejected largely on the basis of traffic jams in Chepstow, and therefore questioning why this same consideration should not be given to the Mounton Road site
- Suggesting that the site's importance in serving as a welcome to the county in terms of tourism will be diminished by further building
- Suggesting that the sites won't be viable without significant funding from the Welsh government, with millions needing to be spent on improving the Highbeech roundabout and M48 links
- For 'relationship to adjoining authorities' proposing that the council looks at English authorities as well – it would be shortsighted in only looking at the impact of Newport, for example
- Observing that as developers have to have a 50% profit level, if more profit goes into affordable housing there will be less for education and road improvements etc. that are needed to mitigate development

- Suggesting that the delivery of 50% affordable housing allocations won't happen without substantial money from Welsh Government, and without it the plan isn't sound
- Expressing concerns about phosphates and sewage capacity, especially given the age of many of the pipes
- Expressing disappointment and surprise that the Welsh Government letter does not include infrastructure and transport in its key areas
- Asking what modelling has been conducted about traffic volume and emissions on the A465 down to the Hardwick roundabout at Abergavenny, as there will likely be a bottleneck resulting from the development there
- Seeking reassurance as to why development on such a scale is proposed for the parcel of land by the A465 Hardwick roundabout
- Suggesting that Caldicot East can't be looked at in isolation from Severnside
- Stressing the lack of green space in Magor and Undy, and the need for caution in taking any more there
- Clarifying that the 100 MOD houses from the potential Caldicot East side won't affect the number needing to be allocated for affordable housing
- Expressing concerns about traffic on the A48 and B4245
- Needing to remember school places as well as infrastructure – seeking reassurance that the necessary developments will occur as part of this plan, alongside the housing developments
- Reiterating infrastructure concerns for Magor and Undy (especially doctors' surgeries), and the importance of preserving the open spaces there e.g. the area north of Rockfield, and not building any more developments
- Asking why the MOD situation needs to change given that there is lots of area for building properties inside the barracks at Caerwent
- Requesting that before any further decisions are made about development in the Blenheim area and at Rockfield a meeting could be held with all the councillors concerned
- Suggesting that while 50% social housing might be difficult it is important that the RLDP be aspirational
- Welcoming having a basis for getting people on housing ladder, noting that with the importance of growth and the problem of an ageing county, a mix of ages is needed

- Stressing the need to hold farmers to account considering the development of huge poultry farms in Monmouthshire and Powys and the phosphates problem in the Usk and Wye
- Questioning that development in Magor and Undy has opened up land for the public, and asking where it is
- In reference to 3% of the county as a whole being developed, asking what proportion of Magor and Undy and Severnside are developed
- Suggesting that there seem to be too many compromises and a lack of balance in the plan
- Asking about consistency e.g. in the last plan Caldicot wasn't considered sustainable, and clarifying what has therefore changed
- Reiterating the deficit in public transport infrastructure overall (though acknowledging improvements in Caldicot and Chepstow services), noting that bus services are less frequent now than in the last planning period and that trains are more expensive than in other parts of Wales
- Asking what is being done to make communities integrated and accessible e.g. there is still no route between Magor and Undy and Rogiet, after many years of discussion
- Reiterating concerns about the narrow focus of the affordable housing strategy, and expressing doubts about delivery
- Asking how the RLDP will lead to improvements in the quality of life of the elderly in Monmouthshire
- Expressing scepticism about the promotion of sustainable communities as, for example, there have been no takers for the economic part of the land in Magor and Undy, which was allocated in 2014, and expressing concern that this land will also be allocated for residential development
- Asking what is being done to protect the integrity of the Gwent Levels
- Noting that amenity spaces in Magor and Undy are in short supply and asking if they can now be expanded as there won't be an M4 bypass, and stressing the importance of this land in mitigating flooding and its impact on the levels
- Suggesting that the plan isn't consistent with the Climate and Nature Emergency declared by the council, and that focussing on net-zero homes is not aspirational enough



- Asking for confirmation as to whether the Glan Yr Afon site is moving forward, and proposing that the other 4 sites around Usk not be included (the officer corrected that candidate sites are not being considered as part of this report, however)
- Stressing that the understandable need for affordable housing shouldn't be at the detriment of existing residents, nor further saturate gridlocked areas
- Expressing grave concerns about flooding, with the Chair in possession of evidence that the David Broome Event Centre area has flooded, and welcoming a walkaround with officers on the site, should the Crick Road development go ahead
- Questioning the transport links in Caldicot and noting the reduced bus services in the area, observing that it has been impossible for some residents to get buses from Portskewett due to a road being closed
- Noting in particular that with development there will be an increased need for people to get to work, citing the need for a station at Portskewett which has been discussed with the Public Transport Manager, especially as most jobs for residents will likely be outside the area
- Expressing concern about attracting businesses and employment opportunities
- Asking for confirmation that Gypsy & Traveller sites have been taken into consideration (the officer noted that these are part of the Deposit Plan and are therefore not covered by this report)
- Regarding amenity space, noting that Portskewett is similar to Magor and Undy and therefore if Crick Road goes ahead, those residents will be in the same position
- Observing that the A48 junction for Crick Road is a pinch point. In the case of a 7.5-ton vehicle, another vehicle can't get past – this is a concern, especially with another 850 houses, as the traffic will come on to B4245 where there are already high volumes, with Magor and Chepstow already being bottlenecks
- Expressing concern about school places given that ARW school is already oversubscribed, and reiterating concerns about the area becoming gridlocked
- Noting that with a lack of burial sites in the area, consideration needs to be given to where people will be buried
- Noting that Caldicot town centre needs improvements, and that if 850 houses come in, the people will travel to Newport, Bristol and Cardiff
- Suggesting that the previous LDP failed as it didn't deliver on affordable housing, and that the council should still explore having its own development company to deliver housing

- Noting the importance of exception sites for delivering affordable housing, and the possibility of urging companies to look at these before giving away brownfield sites
- Asking about the status of the council's toolkit that was previously used in dealing with matters of affordable housing
- Highlighting that there needs to be the right balance of affordable housing or developers won't build, and that some growth is needed in the county
- Noting that the MOD staff in Crickhowell take a lot of rented properties from private landlords, so caution needs to be exercised with the MOD
- Suggesting that 50% affordable housing is not currently achievable

### **Chair's Summary:**

The committee has discussed the report at length, with members' concerns focussing on the following aspects:

- Concerns around infrastructure and the potential impacts on existing residents, and from new residents coming into the area – transport, and education and health capacity
- There are some serious concerns around the saturation of smaller areas: 850 houses are proposed for the south of the county and 607 houses proposed for the north. Considering we are such a large county it is suggested that those be spread out more evenly
- Members would like to see a strategy that is not so car dependent. They want the road network to be improved but not be relied upon so heavily. As these proposals stand, residents will have to rely on car transport
- Concerns about the MOD and what it means for local residents
- The suggestion that we be more creative: to look at exception plans which will work with Affordable Housing organizations
- Members felt we need to protect agricultural land
- Members want to explore whether there are any more brownfield sites across the county – are we sure that we've exhausted those possibilities
- A member asked what modelling had been undertaken to look at traffic volumes increasing around certain areas

- Concerns about the lack of active travel in the south of the county
- Doubts that the proposals align with the council's declaration of a Climate and Nature Emergency
- Strenuous concerns about the impact of the proposals on the Highbeech roundabout at Chepstow and a resultant increase in congestion and traffic problems in that area

Due to these concerns, the committee did not endorse the recommendation.

#### **4. Place Scrutiny Committee Forward Work Programme**

The members' attention was drawn to the possibility of School Meals Procurement coming to the committee in December or March, the EV Charging Strategy having been added to 11th January, and the Workshop on 10th October still going ahead.

#### **5. Cabinet and Council Work Planner**

#### **6. To confirm the minutes of the previous meeting**

The minutes were confirmed, proposed by Councillor Strong and seconded by Councillor Bryn.

#### **7. Next Meeting**

Thursday 9th November 2023 at 10.00am.

The meeting ended at **1.54 pm**.

This page is intentionally left blank

## Monmouthshire Select Committee Minutes

Meeting of Place Scrutiny Committee held at The Council Chamber, County Hall, The Rhadyr, Usk, NP15 1GA with remote attendance on Monday, 23rd October, 2023 at 4.00 pm

### Councillors Present

County Councillor Lisa Dymock (Chairman)

County Councillors: Louise Brown, Tomos Davies, Jane Lucas, Maria Stevens, Laura Wright, Tudor Thomas, Paul Griffiths, Simon Howarth, David Jones, Frances Taylor, Su McConnel, John Crook, Phil Murphy and Mary Ann Brocklesby

### Officers in Attendance

Hazel Ilett, Scrutiny Manager  
Robert McGowan, Policy and Scrutiny Officer  
Paul Matthews, Chief Executive  
Frances O'Brien, Chief Officer, Communities and Place  
Mark Hand, Head of Place-making, Housing, Highways and Flood  
Cath Fallon, Head of Economy and Enterprise  
Matthew Gatehouse, Chief Officer People, Performance and Partnerships.  
Craig O'Connor, Head of Planning  
Sally Meyrick, Strategy & Policy Affordable Housing Officer  
Nicholas Keyse, Estates Development Manager

**APOLOGIES:** Councillors Emma Bryn and Jackie Strong

**Note:** Minutes do not serve as a verbatim record of the meeting. They provide a summary of the Committee's discussion. For the full debate, please access the recording of the meeting [https://www.youtube.com/watch?v=OdWpg-OE2DM&embeds\\_referring\\_euri=https%3A%2F%2Fdemocracy.monmouthshire.gov.uk%2F&source\\_ve\\_path=OTY3MTQ&feature=emb\\_imp\\_woyt](https://www.youtube.com/watch?v=OdWpg-OE2DM&embeds_referring_euri=https%3A%2F%2Fdemocracy.monmouthshire.gov.uk%2F&source_ve_path=OTY3MTQ&feature=emb_imp_woyt)

#### 1. Declarations of Interest

Councillor Dymock declared an interest, as two sites are in her ward.

#### 2. Public Open Forum

The following concerns were raised by the public during the forum in relation to the sites that Cabinet wish to consult on:

- There are flaws in the process as to why some sites have been rejected which reflects inconsistent and unsound decision-making. There was a lack of notification about the sites being considered and the public were unaware of the Cabinet's consideration of the sites.
- The site proposed at Langley Close is a conservation area and Site of Special Scientific Interest (SSSI) with ancient hedgerow and established wildlife. There are road safety concerns and access concerns, air pollution and noise pollution concerns.

- There proposals lack balance, because if the sites were approved at Bradbury Farm and Oak Grove Farm, there would be three sites within a very short distance. There are adverse visual impacts on landscape, the land being of high agricultural value. The Gwent Levels is an SSSI, so placing a site in full view was felt to contradict planning policy H6 that applies to the visual impact.
- There are considerable road safety concerns, as there are no footpaths, the road is a 60mph road, yet the report cites 'good walking links'. There are no bus links and poor connection to public services, such as schools and shops. People commented that the siting proposals are dangerous and would offer poor networks.

### **3. Call-in of the decision by the special meeting of Cabinet on 4th October 2023 in relation to meeting Gypsy, Roma and Traveller Pitch Needs - Land Identification**

The Scrutiny Manager explained the Call-in process, as outlined in the Council's Constitution. Councillor Taylor spoke as the Call-in Lead, detailing the reasons for calling in the decision, as stated in the Call-in request. Councillors Howarth and Jones also outlined their reasons for the call-in.

#### Key points raised by Call-in Members:

- Concerns about the robustness and objectivity of the process.
- Concerns about the consistency of the application of the RAG ratings and the rationale for accepting or rejecting certain sites as part of the process, Members citing there are inaccuracies and inconsistencies on aspects such as proximity to major roads.
- Concerns about the lack of assessments on sites prior to inclusion in the Replacement Local Development Plan and prior to public consultation – the argument being that the process feels flawed.
- Concerns relating to the cost implications and the timeliness of conducting assessments on sites that are felt to be unsuitable on the basis of air, noise and possible land contamination, particularly given the difficult financial climate.

Cabinet Member Paul Griffiths responded to the points of the call-in and answered the members' questions with Mark Hand, Nicholas Keyse, Cath Fallon and Craig O' Connor.

#### Key points raised by Committee Members:

- The Cabinet Member was asked to confirm that he and officers had visited all sites ~ The Cabinet Member responded, confirming he had visited all sites.
- Concerns stated by the public about the process taken to shortlist these sites were echoed by Members ~ they heard that Undy was recommended to be in the final shortlist, but had since been withdrawn due to the land being contaminated. They queried how Members could be assured that the process is robust and that the proposals are viable. Members have concerns about the suitability of the sites remaining: specifically road safety and the lack of active travel routes, poor connection to public transport and a lack of access to vital public services.

- There were discrepancies suggested in Appendix 1 of the report, in respect of Oak Grove Farm (Oakwell Farm being suggested to be the correct name), the report citing 'easy access' to the village, which suggests it falls within the active travel focus. A Member strongly disputed this, explaining that walking along the verge of the B4245 would be very dangerous with no safe means of access to schools and shops. It was suggested that the report was misleading, given that the proximity to active travel routes is 1.6 miles, which is dangerous for communities to walk without a footpath. Another example was given of Bradbury Way, where a Member advised that a nearby house was refused planning for a driveway onto Crick Road because officers believed it was too dangerous, however, the Council is proposing to pitches which will need to access/egress from this road, with no footpaths for people to access local amenities safely.
- Concerns was echoed about the suitability of the Langley Close proposal, which was raised by the public, who spoke about road safety concerns with 50mph and 60mph busy roads and the locations that are difficult to access. All three of the sites were argued to have no access to footpaths for the residents to access local amenities safely – such as schools, shops and other public services. A Member stated that there is extremely poor access to public transport and that the traffic at the north of Crick Road is already very problematic.
- A question was asked as to why the Langley Close proposed site was so close to existing homes and whether we know whether the Gypsy, Roma and Travelling Community would be happy living in such close proximity to housing settlements. Members questioned whether we fully understand what the Gypsy, Roma and Travelling Community want and the extent to which we are addressing their needs. The Cabinet Member assured the Committee that the Gypsy, Roma and Travelling Community and Travelling Ahead, the representative body would be involved in the public consultation process.
- Members highlighted that the Council has received little feedback from the Gypsy, Roma and Traveller community, but the one family who provided feedback stated they “wished to remain in home community for school, employment and social reasons”. The Member suggested that the Council seeks to house people as near to their connections as possible, yet seems to be refusing to explore this for the Gypsy, Roma and Travelling Community. She asked whether Travelling Ahead had visited the sites and drew attention to the Welsh Parliament Provision of sites for Gypsy, Roma and Travellers document, which states that Councils need to look at where need is identified, rather than telling the Gypsy, Roma and Traveller community where they must go. She advised that the Oak Grove Farm, which was historically land part by Severn View Farm is now farmed by Park Wall Farms – which is 2.4 miles from Oak Grove Farm. She suggested that both Bradbury Farm and Oak Grove Farm site would be sandwiched between the A48, M48 and B4245. She referred to the Welsh Parliament document written by Martin Gallagher, Irish Traveller and academic, which specifically highlights concerns around proximity to major roads and highlighted the Council had an opportunity to adopt a different approach.

- Reference was drawn to recommendation 19 in the Welsh Parliament document, where the Children’s Commissioner noted that local authorities must consider the Wellbeing Goals in relation to promoting health, equality and cohesive communities. However, Traveller children and support workers have raised concerns with her office “regarding the accessibility of sites and lack of access to services such as play facilities, or safe walkways. The Cabinet Member advised that appropriate guidance would be taken into account.
- There were concerns about the lack of information in the report on the financial implications to the council of assessing the sites for noise pollution, air pollution and land contamination, within a challenging financial climate.
- Questions were asked as to why applicants for other projects were being asked to consider sites for the Gypsy, Roma and Travelling Community instead of the project being put forward.
- A Member highlighted that the implications of the Replacement Local Development Plan being taken forward for Bradbury Farm for example, would suggest it would be surrounded by at least 750/850 houses. It was felt there is a disproportionate distribution of sites for the Gypsy, Roma and Travelling Community, and that sites may be required across the county and not just in the areas proposed. The Cabinet Member confirmed that due consideration was being given to where sites are needed.
- A query was raised in respect of soil categories - Caldicot East sites being classified as 1,2,3a, “grade 1: excellent quality agricultural land. grade 2: good quality agricultural land. grade 3a: good to moderate quality agricultural land”. Whilst the Member stated they wouldn’t advocate the allocation of sites on contaminated land, the agricultural value of the land was questioned. Officers confirmed that the land proposed for sites had been proposed for future development, rather than agricultural use.
- Questions were also asked around how existing farming tenancies would be handled and compensation for tenants. Officers confirmed the process and explained that tenancies are likely to have ended at that point.
- A Member queried whether capital grants from Welsh Government cover all site contamination costs, air pollution costs, and compensation to landlords.
- Members asked for clarity as to whether the high-level/baseline site assessments would be carried out at the same time as the public consultation. The Cabinet Member confirmed that sites identified to date wouldn’t be fully assessed until the planning applications stage. The Cabinet Member advised the Committee that the next stage of the process would be to go out to consultation and to conduct the high-level assessments.

**Formal Outcome of the Scrutiny (Chair’s Summary):**



Following significant debate which can be (in significant part) accessed via the live stream, the Committee proceeded to a vote:

Three Members agreed to accept the Cabinet decision. Six Members agreed to refer the decision to full Council, for the following reasons:

- Members are concerned about the lack of guidance on the financial implications to the council of assessing the sites for noise pollution, air pollution and land contamination and any remedial actions that would need to be taken.

The decision to refer the matter to Council was carried.

#### **4. Next Meeting**

Thursday 9th November 2023 at 10.00am.

This page is intentionally left blank